

**MONTHLY REPORT OF DISBURSEMENTS**  
For the month of January 2021

Department : Department of the Interior and Local Government (DILG)  
 Agency/Entity : Office of the Secretary  
 Operating Unit : Regional Office - I  
 Organization Code : 14 001 0300001  
 Fund Cluster : 01 Regular Agency Fund


Particulars	Current Year Budget					Prior Year's Budget											SUB-TOTAL	Trust Liabilities				Grand Total					Remarks	
	PS	MOOE	FinEx	CO	TOTAL	Prior Year's Accounts Payable					Current Year's Accounts Payable					PS		MOOE	CO	TOTAL	PS	MOOE	FinEx	CO	TOTAL			
						7	8	9	10	11=7+8+9+10	12	13	14	15	16=12+13+14+15											17=(11+16)		19
CASH DISBURSEMENTS	13,115,400.15	1,133,099.47	0.00	0.00	14,248,499.62	2,096,000.00	0.00	0.00	0.00	2,096,000.00	0.00	11,260.00	0.00	0.00	11,260.00	2,107,260.00	16,356,716.62	0.00	0.00	0.00	0.00	0.00	15,211,460.15	1,145,259.47	0.00	0.00	16,356,716.62	
Notice of Cash Allocation (NCA)	13,115,400.15	1,034,987.89	0.00	0.00	14,150,328.04	2,096,000.00	0.00	0.00	0.00	2,096,000.00	0.00	11,260.00	0.00	0.00	11,260.00	2,107,260.00	16,257,588.04	0.00	0.00	0.00	0.00	0.00	15,211,460.15	1,046,127.89	0.00	0.00	16,257,588.04	
MOS Checks Issued	0.00	0.00	0.00	0.00	0.00	0.00	0.00	0.00	0.00	0.00	0.00	0.00	0.00	0.00	0.00	0.00	0.00	0.00	0.00	0.00	0.00	0.00	0.00	0.00	0.00	0.00	0.00	0.00
Advice to Debit Account	13,115,400.15	1,034,987.89	0.00	0.00	14,150,328.04	2,096,000.00	0.00	0.00	0.00	2,096,000.00	0.00	11,260.00	0.00	0.00	11,260.00	2,107,260.00	16,257,588.04	0.00	0.00	0.00	0.00	0.00	15,211,460.15	1,046,127.89	0.00	0.00	16,257,588.04	
Notice of Transfer Allocations (NTA)	0.00	99,128.58	0.00	0.00	99,128.58	0.00	0.00	0.00	0.00	0.00	0.00	0.00	0.00	0.00	0.00	0.00	99,128.58	0.00	0.00	0.00	0.00	0.00	99,128.58	0.00	0.00	0.00	99,128.58	
MOS Checks Issued	0.00	0.00	0.00	0.00	0.00	0.00	0.00	0.00	0.00	0.00	0.00	0.00	0.00	0.00	0.00	0.00	0.00	0.00	0.00	0.00	0.00	0.00	0.00	0.00	0.00	0.00	0.00	0.00
Advice to Debit Account	0.00	99,128.58	0.00	0.00	99,128.58	0.00	0.00	0.00	0.00	0.00	0.00	0.00	0.00	0.00	0.00	0.00	99,128.58	0.00	0.00	0.00	0.00	0.00	99,128.58	0.00	0.00	0.00	99,128.58	
Working Fund for FAPs	0.00	0.00	0.00	0.00	0.00	0.00	0.00	0.00	0.00	0.00	0.00	0.00	0.00	0.00	0.00	0.00	0.00	0.00	0.00	0.00	0.00	0.00	0.00	0.00	0.00	0.00	0.00	0.00
Cash Disbursement Ceiling (CDC)	0.00	0.00	0.00	0.00	0.00	0.00	0.00	0.00	0.00	0.00	0.00	0.00	0.00	0.00	0.00	0.00	0.00	0.00	0.00	0.00	0.00	0.00	0.00	0.00	0.00	0.00	0.00	0.00
<b>TOTAL CASH DISBURSEMENTS</b>	<b>13,115,400.15</b>	<b>1,133,099.47</b>	<b>0.00</b>	<b>0.00</b>	<b>14,248,499.62</b>	<b>2,096,000.00</b>	<b>0.00</b>	<b>0.00</b>	<b>0.00</b>	<b>2,096,000.00</b>	<b>0.00</b>	<b>11,260.00</b>	<b>0.00</b>	<b>0.00</b>	<b>11,260.00</b>	<b>2,107,260.00</b>	<b>16,356,716.62</b>	<b>0.00</b>	<b>0.00</b>	<b>0.00</b>	<b>0.00</b>	<b>0.00</b>	<b>15,211,460.15</b>	<b>1,145,259.47</b>	<b>0.00</b>	<b>0.00</b>	<b>16,356,716.62</b>	
NON-CASH DISBURSEMENTS	1,797,696.26	19,981.09	0.00	0.00	1,817,677.35	0.00	0.00	0.00	0.00	0.00	84.00	0.00	0.00	84.00	84.00	1,817,741.35	1,817,741.35	0.00	0.00	0.00	0.00	0.00	1,797,696.26	20,045.09	0.00	0.00	1,817,741.35	
Tax Remittance Advice issued (TRA)	1,797,696.26	19,981.09	0.00	0.00	1,817,677.35	0.00	0.00	0.00	0.00	0.00	84.00	0.00	0.00	84.00	84.00	1,817,741.35	1,817,741.35	0.00	0.00	0.00	0.00	0.00	1,797,696.26	20,045.09	0.00	0.00	1,817,741.35	
Non-Cash Availment Authority (NCAA)	0.00	0.00	0.00	0.00	0.00	0.00	0.00	0.00	0.00	0.00	0.00	0.00	0.00	0.00	0.00	0.00	0.00	0.00	0.00	0.00	0.00	0.00	0.00	0.00	0.00	0.00	0.00	0.00
Disbursements effected through outright deductions from claims (class specify...)	0.00	0.00	0.00	0.00	0.00	0.00	0.00	0.00	0.00	0.00	0.00	0.00	0.00	0.00	0.00	0.00	0.00	0.00	0.00	0.00	0.00	0.00	0.00	0.00	0.00	0.00	0.00	0.00
Overpayment of expenses (e.g. personnel benefits)	0.00	0.00	0.00	0.00	0.00	0.00	0.00	0.00	0.00	0.00	0.00	0.00	0.00	0.00	0.00	0.00	0.00	0.00	0.00	0.00	0.00	0.00	0.00	0.00	0.00	0.00	0.00	0.00
Restitution for loss of government property	0.00	0.00	0.00	0.00	0.00	0.00	0.00	0.00	0.00	0.00	0.00	0.00	0.00	0.00	0.00	0.00	0.00	0.00	0.00	0.00	0.00	0.00	0.00	0.00	0.00	0.00	0.00	0.00
Liquidated damages and similar claims	0.00	0.00	0.00	0.00	0.00	0.00	0.00	0.00	0.00	0.00	0.00	0.00	0.00	0.00	0.00	0.00	0.00	0.00	0.00	0.00	0.00	0.00	0.00	0.00	0.00	0.00	0.00	0.00
Others (e.g. TEF, BTr, Documentary Stamp tax, etc.)	0.00	0.00	0.00	0.00	0.00	0.00	0.00	0.00	0.00	0.00	0.00	0.00	0.00	0.00	0.00	0.00	0.00	0.00	0.00	0.00	0.00	0.00	0.00	0.00	0.00	0.00	0.00	0.00
<b>TOTAL NON-CASH DISBURSEMENTS</b>	<b>1,797,696.26</b>	<b>19,981.09</b>	<b>0.00</b>	<b>0.00</b>	<b>1,817,677.35</b>	<b>0.00</b>	<b>0.00</b>	<b>0.00</b>	<b>0.00</b>	<b>0.00</b>	<b>84.00</b>	<b>0.00</b>	<b>0.00</b>	<b>84.00</b>	<b>84.00</b>	<b>1,817,741.35</b>	<b>1,817,741.35</b>	<b>0.00</b>	<b>0.00</b>	<b>0.00</b>	<b>0.00</b>	<b>0.00</b>	<b>0.00</b>	<b>1,797,696.26</b>	<b>20,045.09</b>	<b>0.00</b>	<b>0.00</b>	<b>1,817,741.35</b>
<b>GRAND TOTAL</b>	<b>14,913,156.41</b>	<b>1,153,079.56</b>	<b>0.00</b>	<b>0.00</b>	<b>16,067,113.97</b>	<b>2,096,000.00</b>	<b>0.00</b>	<b>0.00</b>	<b>0.00</b>	<b>2,096,000.00</b>	<b>0.00</b>	<b>11,344.00</b>	<b>0.00</b>	<b>0.00</b>	<b>11,344.00</b>	<b>2,107,344.00</b>	<b>18,174,457.97</b>	<b>0.00</b>	<b>0.00</b>	<b>0.00</b>	<b>0.00</b>	<b>0.00</b>	<b>17,009,156.41</b>	<b>1,165,304.56</b>	<b>0.00</b>	<b>0.00</b>	<b>18,174,457.97</b>	

Particulars	Previous Report	This Month	As at Date
(1)	(2)	(3)	(4)
Total Disbursement Authorizes Received	0.00	20,821,605.35	20,821,605.35
NCA	0.00	18,317,000.00	18,317,000.00
NTA	0.00	686,884.00	686,884.00
Working Fund	0.00	0.00	0.00
TRA	0.00	1,817,741.35	1,817,741.35
CDC	0.00	0.00	0.00
NCAA	0.00	0.00	0.00
Less: Notice of Transfer of Allocations (NTA)* issued	0.00	0.00	0.00
Total Disbursement Authorizes Available	0.00	20,821,605.35	20,821,605.35
Less:	0.00	0.00	0.00
Lapped NCA	0.00	0.00	0.00
Disbursements	0.00	18,174,457.97	18,174,457.97
Less: Other Non-Cash Disbursements	0.00	0.00	0.00
Disbursements effected through outright deductions from claims	0.00	0.00	0.00
Overpayment of expenses (e.g. personnel benefits)	0.00	0.00	0.00
Restitution for loss of government property	0.00	0.00	0.00
Liquidated damages and similar claims	0.00	0.00	0.00
Others (e.g. TEF, BTr, Docs Stamp, etc.)	0.00	0.00	0.00
Adjustments (e.g. cancelled/stated checks)	0.00	0.00	0.00
Balance of Disbursement Authorizes as at date	0.00	2,647,147.38	2,647,147.38
Total Disbursements Program	0.00	18,317,000.00	18,317,000.00
Less: *Actual Disbursements	0.00	18,174,457.97	18,174,457.97
(Over/Under spending)	0.00	142,542.03	142,542.03

Notes: \* The use of NTA is discouraged  
 Notes: \*\* Amounts should tally with the grand total disbursement (column 27).

Certified Correct:   
**CHRISTINE JOY G. FLORES**  
 OIC Regional Accountant

Date:

Recommending Approval:  
  
**ALICIA C. BANG-OA**  
 FAD Chief

Date:

Approved By:   
**JAMES F. FADRILAN, CESO III**  
 Regional Director

Date:

**MONTHLY REPORT OF DISBURSEMENTS**  
For the month of February 2021

Department : Department of the Interior and Local Government (DILG)  
 Agency/Entity : Office of the Secretary  
 Operating Unit : Regional Office - I  
 Organization Code : 14 001 0300001  
 Fund Cluster : 01 Regular Agency Fund


Particulars	Current Year Budget					Prior Year's Budget					SUB-TOTAL	Trust Liabilities				Grand Total					Remarks						
	PS	MOOE	FinEx	CO	TOTAL 6=(2+3+4+5)	Prior Year's Accounts Payable						Current Year's Accounts Payable					PS	MOOE	CO	TOTAL		PS	MOOE	FinEx	CO	TOTAL	
						PS	MOOE	FinEx	CO	Sub-Total 11=(7+8+9+10)		PS	MOOE	FinEx	CO	Sub-Total 16=(12+13+14+15)											17=(11+16)
CASH DISBURSEMENTS	14,968,259.84	4,750,249.89	0.00	0.00	19,718,509.73	0.00	0.00	0.00	0.00	0.00	0.00	3,968,453.95	0.00	0.00	3,968,453.95	3,968,453.95	23,684,963.68	0.00	0.00	0.00	0.00	14,968,259.84	4,718,703.84	0.00	0.00	23,684,963.68	
Notice of Cash Allocation (NCA)	14,968,259.84	2,370,142.89	0.00	0.00	17,338,402.73	0.00	0.00	0.00	0.00	0.00	0.00	0.00	0.00	0.00	0.00	0.00	17,338,402.73	0.00	0.00	0.00	0.00	14,968,259.84	2,370,142.89	0.00	0.00	17,338,402.73	
MDS Checks Issued	0.00	0.00	0.00	0.00	0.00	0.00	0.00	0.00	0.00	0.00	0.00	0.00	0.00	0.00	0.00	0.00	0.00	0.00	0.00	0.00	0.00	0.00	0.00	0.00	0.00	0.00	0.00
Advice to Debt Account	14,968,259.84	2,370,142.89	0.00	0.00	17,338,402.73	0.00	0.00	0.00	0.00	0.00	0.00	0.00	0.00	0.00	0.00	0.00	17,338,402.73	0.00	0.00	0.00	0.00	14,968,259.84	2,370,142.89	0.00	0.00	17,338,402.73	
Notice of Transfer Allocations (NTA)	0.00	2,380,107.00	0.00	0.00	2,380,107.00	0.00	0.00	0.00	0.00	0.00	0.00	3,968,453.95	0.00	0.00	3,968,453.95	3,968,453.95	6,348,560.95	0.00	0.00	0.00	0.00	0.00	6,348,560.95	0.00	0.00	6,348,560.95	
MDS Checks Issued	0.00	0.00	0.00	0.00	0.00	0.00	0.00	0.00	0.00	0.00	0.00	0.00	0.00	0.00	0.00	0.00	0.00	0.00	0.00	0.00	0.00	0.00	0.00	0.00	0.00	0.00	0.00
Advice to Debt Account	0.00	2,380,107.00	0.00	0.00	2,380,107.00	0.00	0.00	0.00	0.00	0.00	0.00	3,968,453.95	0.00	0.00	3,968,453.95	3,968,453.95	6,348,560.95	0.00	0.00	0.00	0.00	0.00	6,348,560.95	0.00	0.00	6,348,560.95	
Working Fund for FAPs	0.00	0.00	0.00	0.00	0.00	0.00	0.00	0.00	0.00	0.00	0.00	0.00	0.00	0.00	0.00	0.00	0.00	0.00	0.00	0.00	0.00	0.00	0.00	0.00	0.00	0.00	0.00
Cash Disbursement Ceiling (CDC)	0.00	0.00	0.00	0.00	0.00	0.00	0.00	0.00	0.00	0.00	0.00	0.00	0.00	0.00	0.00	0.00	0.00	0.00	0.00	0.00	0.00	0.00	0.00	0.00	0.00	0.00	0.00
<b>TOTAL CASH DISBURSEMENTS</b>	<b>14,968,259.84</b>	<b>4,750,249.89</b>	<b>0.00</b>	<b>0.00</b>	<b>19,718,509.73</b>	<b>0.00</b>	<b>0.00</b>	<b>0.00</b>	<b>0.00</b>	<b>0.00</b>	<b>0.00</b>	<b>3,968,453.95</b>	<b>0.00</b>	<b>0.00</b>	<b>3,968,453.95</b>	<b>3,968,453.95</b>	<b>23,684,963.68</b>	<b>0.00</b>	<b>0.00</b>	<b>0.00</b>	<b>0.00</b>	<b>14,968,259.84</b>	<b>8,718,703.84</b>	<b>0.00</b>	<b>0.00</b>	<b>23,684,963.68</b>	
NON-CASH DISBURSEMENTS	1,823,865.86	17,932.63	0.00	0.00	1,841,798.49	0.00	0.00	0.00	0.00	0.00	0.00	14,678.00	0.00	0.00	14,678.00	14,678.00	1,856,476.49	0.00	0.00	0.00	0.00	1,823,865.86	32,610.63	0.00	0.00	1,856,476.49	
Tax Remittance Advances Issued (TRA)	1,823,865.86	17,932.63	0.00	0.00	1,841,798.49	0.00	0.00	0.00	0.00	0.00	0.00	0.00	0.00	0.00	0.00	0.00	1,841,798.49	0.00	0.00	0.00	0.00	1,823,865.86	17,932.63	0.00	0.00	1,841,798.49	
Non-Cash Availment Authority (NCAA)	0.00	0.00	0.00	0.00	0.00	0.00	0.00	0.00	0.00	0.00	0.00	14,678.00	0.00	0.00	14,678.00	14,678.00	14,678.00	0.00	0.00	0.00	0.00	0.00	14,678.00	0.00	0.00	14,678.00	
Disbursements effected through outright deductions from claims (please specify...)	0.00	0.00	0.00	0.00	0.00	0.00	0.00	0.00	0.00	0.00	0.00	0.00	0.00	0.00	0.00	0.00	0.00	0.00	0.00	0.00	0.00	0.00	0.00	0.00	0.00	0.00	0.00
Overpayment of expenses (e.g. personnel benefits)	0.00	0.00	0.00	0.00	0.00	0.00	0.00	0.00	0.00	0.00	0.00	0.00	0.00	0.00	0.00	0.00	0.00	0.00	0.00	0.00	0.00	0.00	0.00	0.00	0.00	0.00	0.00
Restitution for loss of government property	0.00	0.00	0.00	0.00	0.00	0.00	0.00	0.00	0.00	0.00	0.00	0.00	0.00	0.00	0.00	0.00	0.00	0.00	0.00	0.00	0.00	0.00	0.00	0.00	0.00	0.00	0.00
Liquidated damages and similar claims	0.00	0.00	0.00	0.00	0.00	0.00	0.00	0.00	0.00	0.00	0.00	0.00	0.00	0.00	0.00	0.00	0.00	0.00	0.00	0.00	0.00	0.00	0.00	0.00	0.00	0.00	0.00
Others (e.g. TEF, BTR, Documentary Stamp Tax, etc.)	0.00	0.00	0.00	0.00	0.00	0.00	0.00	0.00	0.00	0.00	0.00	0.00	0.00	0.00	0.00	0.00	0.00	0.00	0.00	0.00	0.00	0.00	0.00	0.00	0.00	0.00	0.00
<b>TOTAL NON-CASH DISBURSEMENTS</b>	<b>1,823,865.86</b>	<b>17,932.63</b>	<b>0.00</b>	<b>0.00</b>	<b>1,841,798.49</b>	<b>0.00</b>	<b>0.00</b>	<b>0.00</b>	<b>0.00</b>	<b>0.00</b>	<b>0.00</b>	<b>14,678.00</b>	<b>0.00</b>	<b>0.00</b>	<b>14,678.00</b>	<b>14,678.00</b>	<b>1,856,476.49</b>	<b>0.00</b>	<b>0.00</b>	<b>0.00</b>	<b>0.00</b>	<b>1,823,865.86</b>	<b>32,610.63</b>	<b>0.00</b>	<b>0.00</b>	<b>1,856,476.49</b>	
<b>GRAND TOTAL</b>	<b>16,792,125.70</b>	<b>4,768,182.52</b>	<b>0.00</b>	<b>0.00</b>	<b>21,560,308.22</b>	<b>0.00</b>	<b>0.00</b>	<b>0.00</b>	<b>0.00</b>	<b>0.00</b>	<b>0.00</b>	<b>3,983,131.95</b>	<b>0.00</b>	<b>0.00</b>	<b>3,983,131.95</b>	<b>3,983,131.95</b>	<b>25,541,440.17</b>	<b>0.00</b>	<b>0.00</b>	<b>0.00</b>	<b>0.00</b>	<b>16,792,125.70</b>	<b>8,751,314.47</b>	<b>0.00</b>	<b>0.00</b>	<b>25,541,440.17</b>	

**SUMMARY**

Particulars	Previous Report	This Month	As at Date
(1)	(2)	(3)	(4)
Total Disbursement Authorities Received	20,821,805.35	23,584,040.22	44,405,845.57
NCA	18,317,000.00	18,317,000.00	36,634,000.00
NTA	888,884.00	3,410,563.73	4,087,427.73
Working Fund	0.00	0.00	0.00
TRA	1,817,741.35	1,856,476.49	3,674,217.84
CDC	0.00	0.00	0.00
NCAA	0.00	0.00	0.00
Less: Notice of Transfer of Allocations (NTA)* Issued	0.00	0.00	0.00
Total Disbursement Authorities Available	20,821,805.35	23,584,040.22	44,405,845.57
Less:	0.00	0.00	0.00
Lapsed NCA	0.00	0.00	0.00
Disbursements	18,174,457.97	25,541,440.17	43,715,898.14
Less: Other Non-Cash Disbursements	0.00	0.00	0.00
Disbursements effected through outright deductions from claims	0.00	0.00	0.00
Overpayment of expenses (e.g. personnel benefits)	0.00	0.00	0.00
Restitution for loss of government property	0.00	0.00	0.00
Liquidated damages and similar claims	0.00	0.00	0.00
Others (e.g. TEF, BTR, Docs Stamp, etc.)	0.00	0.00	0.00
Add/Less: Adjustments (e.g. cancelled/voided checks)	0.00	0.00	0.00
Balance of Disbursement Authorities as at date	2,847,147.38	(1,857,399.95)	889,747.43
Total Disbursements Program	18,317,000.00	18,317,000.00	36,634,000.00
Less: *Actual Disbursements	18,174,457.97	25,541,440.17	43,715,898.14
(Over)/Under spending	142,542.03	(7,224,440.17)	(7,081,898.14)

Notes: \* The use of NTA is discouraged  
 Notes: \*\* Amounts should tally with the grand total disbursement (column 27).

Certified Correct:  
  
 CHRISTINE JOY G. FLORES  
 Regional Accountant

Recommending Approval:  
  
 ALICIA C. BANG-OA  
 FAD Chief

Approved By:  
  
 JAMES F. FADRILAN, CESO III  
 Regional Director

Date:

Date:

Date:

**MONTHLY REPORT OF DISBURSEMENTS**  
For the month of March 2021

Department: Department of the Interior and Local Government (DILG)  
 Agency/Entity: Office of the Secretary  
 Operating Unit: Regional Office - I  
 Organization Code (UACS): 14 001 0300001  
 Fund Cluster: 01 Regular Agency Fund

Particulars	Current Year Budget					Prior Year's Budget											SUB-TOTAL	Trust Liabilities				Grand Total					Remarks	
	PS	MOOE	FinEx	CO	TOTAL	Prior Year's Accounts Payable					Current Year's Accounts Payable							TOTAL	PS	MOOE	CO	TOTAL	PS	MOOE	FinEx	CO		TOTAL
						PS	MOOE	FinEx	CO	Sub-Total	PS	MOOE	FinEx	CO	Sub-Total													
1	2	3	4	5	6=(2+3+4+5)	7	8	9	10	11=(7+8+9+10)	12	13	14	15	16=(12+13+14+15)	17=(11+16)	18=(6+17)	19	20	21	22=(19+20+21)	23	24	25	26	27=(23+24+25+26)	28	
CASH DISBURSEMENTS	18,521,576.07	5,581,489.06	0.00	0.00	24,103,065.13	0.00	0.00	0.00	0.00	0.00	0.00	10,201,869.03	0.00	0.00	10,201,869.03	10,201,869.03	34,304,934.16	0.00	0.00	0.00	0.00	18,521,576.07	15,783,358.09	0.00	0.00	34,304,934.16		
Notice of Cash Allocation (NCA)	18,521,576.07	982,159.66	0.00	0.00	19,503,735.73	0.00	0.00	0.00	0.00	0.00	0.00	236,215.29	0.00	0.00	236,215.29	236,215.29	19,739,951.02	0.00	0.00	0.00	0.00	18,521,576.07	1,218,374.95	0.00	0.00	19,739,951.02		
MDS Checks Issued	0.00	0.00	0.00	0.00	0.00	0.00	0.00	0.00	0.00	0.00	0.00	0.00	0.00	0.00	0.00	0.00	0.00	0.00	0.00	0.00	0.00	0.00	0.00	0.00	0.00	0.00	0.00	
Advice to Debit Account	18,521,576.07	982,159.66	0.00	0.00	19,503,735.73	0.00	0.00	0.00	0.00	0.00	0.00	236,215.29	0.00	0.00	236,215.29	236,215.29	19,739,951.02	0.00	0.00	0.00	0.00	18,521,576.07	1,218,374.95	0.00	0.00	19,739,951.02		
Notice of Transfer Allocations (NTA)	0.00	4,599,329.40	0.00	0.00	4,599,329.40	0.00	0.00	0.00	0.00	0.00	0.00	9,965,653.74	0.00	0.00	9,965,653.74	9,965,653.74	14,564,983.14	0.00	0.00	0.00	0.00	0.00	14,564,983.14	0.00	0.00	14,564,983.14		
MDS Checks Issued	0.00	0.00	0.00	0.00	0.00	0.00	0.00	0.00	0.00	0.00	0.00	0.00	0.00	0.00	0.00	0.00	0.00	0.00	0.00	0.00	0.00	0.00	0.00	0.00	0.00	0.00	0.00	
Advice to Debit Account	0.00	4,599,329.40	0.00	0.00	4,599,329.40	0.00	0.00	0.00	0.00	0.00	0.00	9,965,653.74	0.00	0.00	9,965,653.74	9,965,653.74	14,564,983.14	0.00	0.00	0.00	0.00	0.00	14,564,983.14	0.00	0.00	14,564,983.14		
Fund for FAPs	0.00	0.00	0.00	0.00	0.00	0.00	0.00	0.00	0.00	0.00	0.00	0.00	0.00	0.00	0.00	0.00	0.00	0.00	0.00	0.00	0.00	0.00	0.00	0.00	0.00	0.00	0.00	
Disbursement Ceiling (CDC)	0.00	0.00	0.00	0.00	0.00	0.00	0.00	0.00	0.00	0.00	0.00	0.00	0.00	0.00	0.00	0.00	0.00	0.00	0.00	0.00	0.00	0.00	0.00	0.00	0.00	0.00	0.00	
<b>TOTAL CASH DISBURSEMENTS</b>	<b>18,521,576.07</b>	<b>5,581,489.06</b>	<b>0.00</b>	<b>0.00</b>	<b>24,103,065.13</b>	<b>0.00</b>	<b>0.00</b>	<b>0.00</b>	<b>0.00</b>	<b>0.00</b>	<b>0.00</b>	<b>10,201,869.03</b>	<b>0.00</b>	<b>0.00</b>	<b>10,201,869.03</b>	<b>10,201,869.03</b>	<b>34,304,934.16</b>	<b>0.00</b>	<b>0.00</b>	<b>0.00</b>	<b>0.00</b>	<b>18,521,576.07</b>	<b>15,783,358.09</b>	<b>0.00</b>	<b>0.00</b>	<b>34,304,934.16</b>		
NON-CASH DISBURSEMENTS	1,881,872.47	51,058.92	0.00	0.00	1,932,931.39	0.00	0.00	0.00	0.00	0.00	0.00	10,038.82	0.00	0.00	10,038.82	10,038.82	1,942,970.21	0.00	0.00	0.00	0.00	1,881,872.47	61,097.74	0.00	0.00	1,942,970.21		
Tax Remittance Advices Issued (TRA)	1,881,872.47	51,058.92	0.00	0.00	1,932,931.39	0.00	0.00	0.00	0.00	0.00	0.00	10,038.82	0.00	0.00	10,038.82	10,038.82	1,942,970.21	0.00	0.00	0.00	0.00	1,881,872.47	61,097.74	0.00	0.00	1,942,970.21		
Non-Cash Availment Authority (NCAA)	0.00	0.00	0.00	0.00	0.00	0.00	0.00	0.00	0.00	0.00	0.00	0.00	0.00	0.00	0.00	0.00	0.00	0.00	0.00	0.00	0.00	0.00	0.00	0.00	0.00	0.00	0.00	
Disbursements effected through outright deductions from claims (please specify...)	0.00	0.00	0.00	0.00	0.00	0.00	0.00	0.00	0.00	0.00	0.00	0.00	0.00	0.00	0.00	0.00	0.00	0.00	0.00	0.00	0.00	0.00	0.00	0.00	0.00	0.00	0.00	
Overpayment of expenses (e.g. personnel benefits)	0.00	0.00	0.00	0.00	0.00	0.00	0.00	0.00	0.00	0.00	0.00	0.00	0.00	0.00	0.00	0.00	0.00	0.00	0.00	0.00	0.00	0.00	0.00	0.00	0.00	0.00	0.00	
Restitution for loss of government property	0.00	0.00	0.00	0.00	0.00	0.00	0.00	0.00	0.00	0.00	0.00	0.00	0.00	0.00	0.00	0.00	0.00	0.00	0.00	0.00	0.00	0.00	0.00	0.00	0.00	0.00	0.00	
Liquidated damages and similar claims	0.00	0.00	0.00	0.00	0.00	0.00	0.00	0.00	0.00	0.00	0.00	0.00	0.00	0.00	0.00	0.00	0.00	0.00	0.00	0.00	0.00	0.00	0.00	0.00	0.00	0.00	0.00	
Others (TEF, BTR, Documentary Stamp Tax, etc.)	0.00	0.00	0.00	0.00	0.00	0.00	0.00	0.00	0.00	0.00	0.00	0.00	0.00	0.00	0.00	0.00	0.00	0.00	0.00	0.00	0.00	0.00	0.00	0.00	0.00	0.00	0.00	
<b>TOTAL NON-CASH DISBURSEMENTS</b>	<b>1,881,872.47</b>	<b>51,058.92</b>	<b>0.00</b>	<b>0.00</b>	<b>1,932,931.39</b>	<b>0.00</b>	<b>0.00</b>	<b>0.00</b>	<b>0.00</b>	<b>0.00</b>	<b>0.00</b>	<b>10,038.82</b>	<b>0.00</b>	<b>0.00</b>	<b>10,038.82</b>	<b>10,038.82</b>	<b>1,942,970.21</b>	<b>0.00</b>	<b>0.00</b>	<b>0.00</b>	<b>0.00</b>	<b>1,881,872.47</b>	<b>61,097.74</b>	<b>0.00</b>	<b>0.00</b>	<b>1,942,970.21</b>		
<b>GRAND TOTAL</b>	<b>20,403,448.54</b>	<b>5,632,547.98</b>	<b>0.00</b>	<b>0.00</b>	<b>26,035,996.52</b>	<b>0.00</b>	<b>0.00</b>	<b>0.00</b>	<b>0.00</b>	<b>0.00</b>	<b>0.00</b>	<b>10,211,907.85</b>	<b>0.00</b>	<b>0.00</b>	<b>10,211,907.85</b>	<b>10,211,907.85</b>	<b>36,247,904.37</b>	<b>0.00</b>	<b>0.00</b>	<b>0.00</b>	<b>0.00</b>	<b>20,403,448.54</b>	<b>15,844,456.83</b>	<b>0.00</b>	<b>0.00</b>	<b>36,247,904.37</b>		

**SUMMARY**

Particulars	Previous Report	This Month	As at Date
(1)	(2)	(3)	(4)
Total Disbursement Authorities Received	44,405,645.57	35,558,166.21	79,963,811.78
NCA	36,634,000.00	18,316,000.00	54,950,000.00
NTA	4,097,427.73	15,299,196.00	19,396,623.73
Working Fund	0.00	0.00	0.00
TRA	3,674,217.84	1,942,970.21	5,617,188.05
Notice of Transfer of Allocations (NTA)* issued	0.00	0.00	0.00
Total Disbursement Authorities Available	44,405,645.57	35,558,166.21	79,963,811.78
Less:	0.00	0.00	0.00
Lapsed NCA	0.00	9.27	9.27
Disbursements	43,715,898.14	36,247,904.37	79,963,802.51
Less: Other Non-Cash Disbursements	0.00	0.00	0.00
Disbursements effected through outright deductions from claims	0.00	0.00	0.00
Overpayment of expenses (e.g. personnel benefits)	0.00	0.00	0.00
Restitution for loss of government property	0.00	0.00	0.00
Liquidated damages and similar claims	0.00	0.00	0.00
Others (e.g. TEF, BTR, Docs Stamp, etc.)	0.00	0.00	0.00
Add/Less: Adjustments (e.g. cancelled/staled checks)	0.00	0.00	0.00
Balance of Disbursement Authorities as at date	689,747.43	(689,747.43)	0.00
Total Disbursements Program	36,634,000.00	18,316,000.00	54,950,000.00
Less: *Actual Disbursements	43,715,898.14	36,247,904.37	79,963,802.51
(Over)/Under spending	(7,081,898.14)	(17,931,904.37)	(25,013,802.51)

Notes: \* The use of NTA is discouraged  
 Notes: \*\* Amounts should tally with the grand total disbursement (column 27).

Certified Correct  
  
**CHRISTINE JOY G. FLORES**  
 Regional Accountant

Recommending Approval:  
  
**ALICIA G. BANG-OA**  
 FAD Chief

Approved by:  
  
**JAMES F. FADRILAN, CESO III**  
 Regional Director

**MONTHLY REPORT OF DISBURSEMENTS**  
For the month of MARCH 2021

FAR NO. 4

Department: Department of the Interior and Local Government  
 Agency: Department of the Interior and Local Government  
 Operating Unit: Region I  
 Organization Code (UACS): 140010300001  
 Funding Source Code: 01101101


PARTICULARS	CURRENT YEAR BUDGET					PRIOR YEAR'S BUDGET										SUB-TOTAL	TRUST LIABILITIES			GRAND TOTAL					Remarks		
	PS	MOOE	Fin. Exp	CO	TOTAL	PRIOR YEAR'S A/P					CURRENT YEAR'S A/P						TOTAL	PS	MOOE	Fin. Exp	CO	TOTAL					
						PS	MOOE	Fin. Exp	CO	Sub-Total	PS	MOOE	Fin. Exp	CO	Sub-Total												
<b>1</b>	<b>2</b>	<b>3</b>	<b>4</b>	<b>5</b>	<b>6=(2+3+4+5)</b>	<b>7</b>	<b>8</b>	<b>9</b>	<b>10</b>	<b>11=(7+8+9+10)</b>	<b>12</b>	<b>13</b>	<b>14</b>	<b>15</b>	<b>16=(12+13+14+15)</b>	<b>17=(11+16)</b>	<b>18=(6+17)</b>	<b>#</b>	<b>#</b>	<b>21</b>	<b>22=(19+20+21)</b>	<b>23</b>	<b>24</b>	<b>25</b>	<b>26</b>	<b>27=(23+24+25+26)</b>	<b>28</b>
Notice of Cash Allocation (NCA) MDS Checks Issued Advice to Debit Account	18,521,576.07	982,159.66			19,503,735.73							236,215.29			236,215.29	236,215.29	19,739,951.02					18,521,576.07	1,218,374.95			19,739,951.02	
Notice of Transfer of Allocation (NTA) MDS Checks Issued Advice to Debit Account		4,599,329.40			4,599,329.40							9,965,653.74			9,965,653.74	9,965,653.74	14,564,983.14						14,564,983.14			14,564,983.14	
Working Fund (NCA Issued to BTr) Tax Remittance Advices Issued (TRA)	1,881,872.47	51,058.92			1,932,931.39							10,038.82			10,038.82	10,038.82	1,942,970.21					1,881,872.47	61,097.74			1,942,970.21	
Cash Disbursement Ceiling (CDC) Non-Cash Availment Authority (NCAA) Others (CDT, BTr Docs Stamp, etc.)																											
<b>TOTAL</b>	<b>20,403,448.54</b>	<b>5,632,547.98</b>	<b>-</b>	<b>#</b>	<b>26,035,996.52</b>	<b>-</b>	<b>-</b>	<b>#</b>	<b>#</b>	<b>-</b>	<b>-</b>	<b>10,211,907.85</b>	<b>#</b>	<b>#</b>	<b>10,211,907.85</b>	<b>10,211,907.85</b>	<b>1,942,970.21</b>					<b>20,403,448.54</b>	<b>15,844,455.83</b>	<b>-</b>	<b>-</b>	<b>36,247,904.37</b>	

Notes: The use of NTA is discouraged  
\*Amounts should tally


**SUMMARY:**

	Previous Report	This month	As of Date
Total Disbursement Authorities Received			
NCA	36,634,000.00	18,316,000.00	54,950,000.00
NTA	4,097,427.73	15,299,196.00	19,396,623.73
Working Fund			
TRA	3,674,217.84	1,942,970.21	5,617,188.05
CDC			
NCAA			
Others (CDT, BTr Docs Stamp, etc.)			
Less: Notice of Transfer Allocations (NTA)* issued			
<b>Total Disbursements Authorities Available</b>	<b>44,405,645.57</b>	<b>35,558,166.21</b>	<b>79,963,811.78</b>
Less: Lapsed NCA	-	9.27	9.27
Disbursements *	43,715,898.14	36,247,904.37	79,963,802.51
<b>Balance of Disbursements Authorities as of to date</b>	<b>689,747.43</b>	<b>(689,747.43)</b>	<b>0.00</b>
<b>Total Disbursement Program (Total NCA)</b>	<b>36,634,000.00</b>	<b>18,316,000.00</b>	<b>54,950,000.00</b>
Less: Actual Disbursements	43,715,898.14	36,247,904.37	79,963,802.51
<b>(Over)/Under Spending</b>	<b>(7,081,898.14)</b>	<b>(17,931,904.37)</b>	<b>(25,013,802.51)</b>

Certified Correct:

  
**CHRISTINE JOY G. FLORES**  
Agency Chief Accountant  
Date: \_\_\_\_\_

Approved By:

  
**JAMES F. FADRILAN, CESO III**  
Head of Agency or Authorized Representative  
Date: \_\_\_\_\_

**MONTHLY REPORT OF DISBURSEMENTS**  
For the month of April 2021

Department: Department of the Interior and Local Government (DILG)  
 Agency/Entity: Office of the Secretary  
 Operating Unit: Regional Office - I  
 Organization Code (UAACS): 14 001 0300001  
 Fund Cluster: 01 Regular Agency Fund

Particulars	Current Year Budget					Prior Year's Budget											Trust Liabilities				Grand Total					Remarks	
	PS	MOOE	FinEx	CO	TOTAL	Prior Year's Accounts Payable				Current Year's Accounts Payable					TOTAL	SUB-TOTAL	PS	MOOE	CO	TOTAL	PS	MOOE	FinEx	CO	TOTAL		
						PS	MOOE	FinEx	CO	Sub-Total	PS	MOOE	FinEx	CO													Sub-Total
CASH DISBURSEMENTS	16,991,245.64	6,941,827.41	0.00	0.00	23,933,073.05	0.00	0.00	0.00	0.00	0.00	12,465,801.47	0.00	0.00	12,465,801.47	12,465,801.47	36,398,874.52	0.00	0.00	0.00	0.00	16,991,245.64	19,407,628.88	0.00	0.00	36,398,874.52		
Notice of Cash Allocation (NCA)	16,991,245.64	2,103,507.31	0.00	0.00	19,094,752.95	0.00	0.00	0.00	0.00	0.00	24,857.15	0.00	0.00	24,857.15	24,857.15	19,119,610.10	0.00	0.00	0.00	0.00	16,991,245.64	2,128,364.46	0.00	0.00	19,119,610.10		
MDS Checks Issued	0.00	0.00	0.00	0.00	0.00	0.00	0.00	0.00	0.00	0.00	0.00	0.00	0.00	0.00	0.00	0.00	0.00	0.00	0.00	0.00	0.00	0.00	0.00	0.00	0.00		
Advice to Debit Account	16,991,245.64	2,103,507.31	0.00	0.00	19,094,752.95	0.00	0.00	0.00	0.00	0.00	24,857.15	0.00	0.00	24,857.15	24,857.15	19,119,610.10	0.00	0.00	0.00	0.00	16,991,245.64	2,128,364.46	0.00	0.00	19,119,610.10		
Notice of Transfer Allocations (NTA)	0.00	4,838,320.10	0.00	0.00	4,838,320.10	0.00	0.00	0.00	0.00	0.00	12,440,944.32	0.00	0.00	12,440,944.32	12,440,944.32	17,279,264.42	0.00	0.00	0.00	0.00	0.00	0.00	0.00	0.00	17,279,264.42		
MDS Checks Issued	0.00	0.00	0.00	0.00	0.00	0.00	0.00	0.00	0.00	0.00	0.00	0.00	0.00	0.00	0.00	0.00	0.00	0.00	0.00	0.00	0.00	0.00	0.00	0.00	0.00	0.00	
Advice to Debit Account	0.00	4,838,320.10	0.00	0.00	4,838,320.10	0.00	0.00	0.00	0.00	0.00	12,440,944.32	0.00	0.00	12,440,944.32	12,440,944.32	17,279,264.42	0.00	0.00	0.00	0.00	0.00	0.00	0.00	0.00	17,279,264.42		
Working Fund for FAPs	0.00	0.00	0.00	0.00	0.00	0.00	0.00	0.00	0.00	0.00	0.00	0.00	0.00	0.00	0.00	0.00	0.00	0.00	0.00	0.00	0.00	0.00	0.00	0.00	0.00	0.00	
Cash Disbursement Ceiling (CDC)	0.00	0.00	0.00	0.00	0.00	0.00	0.00	0.00	0.00	0.00	0.00	0.00	0.00	0.00	0.00	0.00	0.00	0.00	0.00	0.00	0.00	0.00	0.00	0.00	0.00	0.00	
<b>TOTAL CASH DISBURSEMENTS</b>	<b>16,991,245.64</b>	<b>6,941,827.41</b>	<b>0.00</b>	<b>0.00</b>	<b>23,933,073.05</b>	<b>0.00</b>	<b>0.00</b>	<b>0.00</b>	<b>0.00</b>	<b>0.00</b>	<b>12,465,801.47</b>	<b>0.00</b>	<b>0.00</b>	<b>12,465,801.47</b>	<b>12,465,801.47</b>	<b>36,398,874.52</b>	<b>0.00</b>	<b>0.00</b>	<b>0.00</b>	<b>0.00</b>	<b>16,991,245.64</b>	<b>19,407,628.88</b>	<b>0.00</b>	<b>0.00</b>	<b>36,398,874.52</b>		
NON-CASH DISBURSEMENTS	1,912,079.37	21,915.48	0.00	0.00	1,933,994.85	0.00	0.00	0.00	0.00	0.00	9,223.01	0.00	0.00	9,223.01	9,223.01	1,943,217.86	0.00	0.00	0.00	0.00	1,912,079.37	31,138.49	0.00	0.00	1,943,217.86		
Tax Remittance Advices Issued (TRA)	1,912,079.37	21,915.48	0.00	0.00	1,933,994.85	0.00	0.00	0.00	0.00	0.00	9,223.01	0.00	0.00	9,223.01	9,223.01	1,943,217.86	0.00	0.00	0.00	0.00	1,912,079.37	31,138.49	0.00	0.00	1,943,217.86		
Non-Cash Availment Authority (NCAA)	0.00	0.00	0.00	0.00	0.00	0.00	0.00	0.00	0.00	0.00	0.00	0.00	0.00	0.00	0.00	0.00	0.00	0.00	0.00	0.00	0.00	0.00	0.00	0.00	0.00	0.00	
Disbursements effected through outright deductions from claims (please specify...)	0.00	0.00	0.00	0.00	0.00	0.00	0.00	0.00	0.00	0.00	0.00	0.00	0.00	0.00	0.00	0.00	0.00	0.00	0.00	0.00	0.00	0.00	0.00	0.00	0.00	0.00	
Overpayment of expenses(e.g. personnel benefits)	0.00	0.00	0.00	0.00	0.00	0.00	0.00	0.00	0.00	0.00	0.00	0.00	0.00	0.00	0.00	0.00	0.00	0.00	0.00	0.00	0.00	0.00	0.00	0.00	0.00	0.00	
Restitution for loss of government property	0.00	0.00	0.00	0.00	0.00	0.00	0.00	0.00	0.00	0.00	0.00	0.00	0.00	0.00	0.00	0.00	0.00	0.00	0.00	0.00	0.00	0.00	0.00	0.00	0.00	0.00	
Liquidated damages and similar claims	0.00	0.00	0.00	0.00	0.00	0.00	0.00	0.00	0.00	0.00	0.00	0.00	0.00	0.00	0.00	0.00	0.00	0.00	0.00	0.00	0.00	0.00	0.00	0.00	0.00	0.00	
Others (e.g. TEF, BTR, Docs Stamp, etc.)	0.00	0.00	0.00	0.00	0.00	0.00	0.00	0.00	0.00	0.00	0.00	0.00	0.00	0.00	0.00	0.00	0.00	0.00	0.00	0.00	0.00	0.00	0.00	0.00	0.00	0.00	
<b>TOTAL NON-CASH DISBURSEMENTS</b>	<b>1,912,079.37</b>	<b>21,915.48</b>	<b>0.00</b>	<b>0.00</b>	<b>1,933,994.85</b>	<b>0.00</b>	<b>0.00</b>	<b>0.00</b>	<b>0.00</b>	<b>0.00</b>	<b>9,223.01</b>	<b>0.00</b>	<b>0.00</b>	<b>9,223.01</b>	<b>9,223.01</b>	<b>1,943,217.86</b>	<b>0.00</b>	<b>0.00</b>	<b>0.00</b>	<b>0.00</b>	<b>1,912,079.37</b>	<b>31,138.49</b>	<b>0.00</b>	<b>0.00</b>	<b>1,943,217.86</b>		
<b>GRAND TOTAL</b>	<b>18,903,325.01</b>	<b>6,963,742.89</b>	<b>0.00</b>	<b>0.00</b>	<b>25,867,067.90</b>	<b>0.00</b>	<b>0.00</b>	<b>0.00</b>	<b>0.00</b>	<b>0.00</b>	<b>12,475,024.48</b>	<b>0.00</b>	<b>0.00</b>	<b>12,475,024.48</b>	<b>12,475,024.48</b>	<b>38,342,092.38</b>	<b>0.00</b>	<b>0.00</b>	<b>0.00</b>	<b>0.00</b>	<b>18,903,325.01</b>	<b>19,438,767.37</b>	<b>0.00</b>	<b>0.00</b>	<b>38,342,092.38</b>		

**SUMMARY**

Particulars	Previous Report	This Month	As at Date
(1)	(2)	(3)	(4)
Total Disbursement Authorities Received	79,963,811.78	39,322,231.67	119,286,043.45
NCA	54,950,000.00	19,908,000.00	74,858,000.00
NTA	19,396,623.73	17,473,013.81	36,869,637.54
Working Fund	0.00	0.00	0.00
TRA	5,617,188.05	1,943,217.86	7,560,405.91
CDC	0.00	0.00	0.00
NCAA	0.00	0.00	0.00
Less: Notice of Transfer of Allocations (NTA)* issued	0.00	0.00	0.00
Total Disbursement Authorities Available	79,963,811.78	39,322,231.67	119,286,043.45
Less:	0.00	0.00	0.00
Lapsed NCA	9.27	0.00	9.27
Disbursements	79,963,802.51	38,342,092.38	118,305,894.89
Less: Other Non-Cash Disbursements	0.00	0.00	0.00
Disbursements effected through outright deductions from claims	0.00	0.00	0.00
Overpayment of expenses(e.g. personnel benefits)	0.00	0.00	0.00
Restitution for loss of government property	0.00	0.00	0.00
Liquidated damages and similar claims	0.00	0.00	0.00
Others (e.g. TEF, BTR, Docs Stamp, etc.)	0.00	0.00	0.00
Add/Less: Adjustments (e.g. cancelled/staled checks)	0.00	0.00	0.00
Balance of Disbursement Authorities as at date	0.00	980,139.29	980,139.29
Total Disbursements Program	54,950,000.00	19,908,000.00	74,858,000.00
Less: *Actual Disbursements	79,963,802.51	38,342,092.38	118,305,894.89
(Over)/Under spending	(25,013,802.51)	(18,436,092.38)	(43,449,894.89)

Notes: \* The use of NTA is discouraged  
 Notes: \*\* Amounts should tally with the grand total disbursement (column 27).

Certified Correct:

Recommending Approval:

Approved by:

CHRISTINE JOY G. FLORES  
Regional Accountant

ALICIA C. BANG-OA  
FAD Chief

JAMES F. FADRILAN, CESO III  
Regional Director

**MONTHLY REPORT OF DISBURSEMENTS**  
For the month of May 2021

Department: Department of the Interior and Local Government (DILG)  
 Agency/Entity: Office of the Secretary  
 Operating Unit: Regional Office - I  
 Organization Code (UACS): 14 001 0300001  
 Fund Cluster: 01 Regular Agency Fund


Particulars	Current Year Budget					Prior Year's Budget											SUB-TOTAL	Trust Liabilities				Grand Total					Remarks	
	PS	MOOE	FinEx	CO	TOTAL	Prior Year's Accounts Payable					Current Year's Accounts Payable					TOTAL		PS	MOOE	CO	TOTAL	PS	MOOE	FinEx	CO	TOTAL		
						PS	MOOE	FinEx	CO	Sub-Total	PS	MOOE	FinEx	CO	Sub-Total													
1	2	3	4	5	6=(2+3+4+5)	7	8	9	10	11=(7+8+9+10)	12	13	14	15	16=(12+13+14+15)	17=(11+16)	18=(6+17)	19	20	21	22=(19+20+21)	23	24	25	26	27=(23+24+25+26)	28	
CASH DISBURSEMENTS	31,809,237.39	3,305,388.33	0.00	0.00	35,114,625.72	0.00	0.00	0.00	0.00	0.00	0.00	12,604,494.74	0.00	0.00	12,604,494.74	12,604,494.74	47,719,120.46	0.00	0.00	0.00	0.00	31,809,237.39	15,909,883.07	0.00	0.00	47,719,120.46		
Notice of Cash Allocation (NCA)	31,792,974.12	1,138,657.05	0.00	0.00	32,931,631.17	0.00	0.00	0.00	0.00	0.00	0.00	848,919.50	0.00	0.00	848,919.50	848,919.50	33,780,550.67	0.00	0.00	0.00	0.00	31,792,974.12	1,987,576.55	0.00	0.00	33,780,550.67		
MDS Checks Issued	0.00	0.00	0.00	0.00	0.00	0.00	0.00	0.00	0.00	0.00	0.00	848,919.50	0.00	0.00	848,919.50	848,919.50	0.00	0.00	0.00	0.00	0.00	0.00	0.00	0.00	0.00	848,919.50		
Advice to Debit Account	31,792,974.12	1,138,657.05	0.00	0.00	32,931,631.17	0.00	0.00	0.00	0.00	0.00	0.00	0.00	0.00	0.00	0.00	0.00	32,931,631.17	0.00	0.00	0.00	0.00	31,792,974.12	1,138,657.05	0.00	0.00	32,931,631.17		
Notice of Transfer Allocations (NTA)	16,263.27	2,166,731.28	0.00	0.00	2,182,994.55	0.00	0.00	0.00	0.00	0.00	0.00	11,755,575.24	0.00	0.00	11,755,575.24	11,755,575.24	13,938,569.79	0.00	0.00	0.00	0.00	16,263.27	13,922,306.52	0.00	0.00	13,938,569.79		
MDS Checks Issued	0.00	0.00	0.00	0.00	0.00	0.00	0.00	0.00	0.00	0.00	0.00	0.00	0.00	0.00	0.00	0.00	0.00	0.00	0.00	0.00	0.00	0.00	0.00	0.00	0.00	0.00	0.00	
Advice to Debit Account	16,263.27	2,166,731.28	0.00	0.00	2,182,994.55	0.00	0.00	0.00	0.00	0.00	0.00	11,755,575.24	0.00	0.00	11,755,575.24	11,755,575.24	13,938,569.79	0.00	0.00	0.00	0.00	16,263.27	13,922,306.52	0.00	0.00	13,938,569.79		
Working Fund for FAPs	0.00	0.00	0.00	0.00	0.00	0.00	0.00	0.00	0.00	0.00	0.00	0.00	0.00	0.00	0.00	0.00	0.00	0.00	0.00	0.00	0.00	0.00	0.00	0.00	0.00	0.00	0.00	
Cash Disbursement Ceiling (CDC)	0.00	0.00	0.00	0.00	0.00	0.00	0.00	0.00	0.00	0.00	0.00	0.00	0.00	0.00	0.00	0.00	0.00	0.00	0.00	0.00	0.00	0.00	0.00	0.00	0.00	0.00	0.00	
<b>TOTAL CASH DISBURSEMENTS</b>	<b>31,809,237.39</b>	<b>3,305,388.33</b>	<b>0.00</b>	<b>0.00</b>	<b>35,114,625.72</b>	<b>0.00</b>	<b>0.00</b>	<b>0.00</b>	<b>0.00</b>	<b>0.00</b>	<b>0.00</b>	<b>12,604,494.74</b>	<b>0.00</b>	<b>0.00</b>	<b>12,604,494.74</b>	<b>12,604,494.74</b>	<b>47,719,120.46</b>	<b>0.00</b>	<b>0.00</b>	<b>0.00</b>	<b>0.00</b>	<b>31,809,237.39</b>	<b>15,909,883.07</b>	<b>0.00</b>	<b>0.00</b>	<b>47,719,120.46</b>		
NON-CASH DISBURSEMENTS	1,938,737.46	38,709.80	0.00	0.00	1,977,447.26	0.00	0.00	0.00	0.00	0.00	0.00	34,761.71	0.00	0.00	34,761.71	34,761.71	2,012,208.97	0.00	0.00	0.00	0.00	1,938,737.46	73,471.51	0.00	0.00	2,012,208.97		
Tax Remittance Advices Issued (TRA)	1,938,737.46	38,709.80	0.00	0.00	1,977,447.26	0.00	0.00	0.00	0.00	0.00	0.00	34,761.71	0.00	0.00	34,761.71	34,761.71	2,012,208.97	0.00	0.00	0.00	0.00	1,938,737.46	73,471.51	0.00	0.00	2,012,208.97		
Non-Cash Availment Authority (NCAA)	0.00	0.00	0.00	0.00	0.00	0.00	0.00	0.00	0.00	0.00	0.00	0.00	0.00	0.00	0.00	0.00	0.00	0.00	0.00	0.00	0.00	0.00	0.00	0.00	0.00	0.00	0.00	
Disbursements effected through outright deductions from claims (please specify...)	0.00	0.00	0.00	0.00	0.00	0.00	0.00	0.00	0.00	0.00	0.00	0.00	0.00	0.00	0.00	0.00	0.00	0.00	0.00	0.00	0.00	0.00	0.00	0.00	0.00	0.00	0.00	
Overpayment of expenses (e.g. personnel benefits)	0.00	0.00	0.00	0.00	0.00	0.00	0.00	0.00	0.00	0.00	0.00	0.00	0.00	0.00	0.00	0.00	0.00	0.00	0.00	0.00	0.00	0.00	0.00	0.00	0.00	0.00	0.00	
Restitution for loss of government property	0.00	0.00	0.00	0.00	0.00	0.00	0.00	0.00	0.00	0.00	0.00	0.00	0.00	0.00	0.00	0.00	0.00	0.00	0.00	0.00	0.00	0.00	0.00	0.00	0.00	0.00	0.00	
Liquidated damages and similar claims	0.00	0.00	0.00	0.00	0.00	0.00	0.00	0.00	0.00	0.00	0.00	0.00	0.00	0.00	0.00	0.00	0.00	0.00	0.00	0.00	0.00	0.00	0.00	0.00	0.00	0.00	0.00	
Others (e.g. TEF, BTR, Docs Stamp, etc.)	0.00	0.00	0.00	0.00	0.00	0.00	0.00	0.00	0.00	0.00	0.00	0.00	0.00	0.00	0.00	0.00	0.00	0.00	0.00	0.00	0.00	0.00	0.00	0.00	0.00	0.00	0.00	
<b>TOTAL NON-CASH DISBURSEMENTS</b>	<b>1,938,737.46</b>	<b>38,709.80</b>	<b>0.00</b>	<b>0.00</b>	<b>1,977,447.26</b>	<b>0.00</b>	<b>0.00</b>	<b>0.00</b>	<b>0.00</b>	<b>0.00</b>	<b>0.00</b>	<b>34,761.71</b>	<b>0.00</b>	<b>0.00</b>	<b>34,761.71</b>	<b>34,761.71</b>	<b>2,012,208.97</b>	<b>0.00</b>	<b>0.00</b>	<b>0.00</b>	<b>0.00</b>	<b>1,938,737.46</b>	<b>73,471.51</b>	<b>0.00</b>	<b>0.00</b>	<b>2,012,208.97</b>		
<b>GRAND TOTAL</b>	<b>33,747,974.85</b>	<b>3,344,098.13</b>	<b>0.00</b>	<b>0.00</b>	<b>37,092,072.98</b>	<b>0.00</b>	<b>0.00</b>	<b>0.00</b>	<b>0.00</b>	<b>0.00</b>	<b>0.00</b>	<b>12,639,256.45</b>	<b>0.00</b>	<b>0.00</b>	<b>12,639,256.45</b>	<b>12,639,256.45</b>	<b>49,731,329.43</b>	<b>0.00</b>	<b>0.00</b>	<b>0.00</b>	<b>0.00</b>	<b>33,747,974.85</b>	<b>15,983,354.58</b>	<b>0.00</b>	<b>0.00</b>	<b>49,731,329.43</b>		

**SUMMARY**

Particulars (1)	Previous Report (2)	This Month (3)	As at Date (4)
Total Disbursement Authorities Received	119,286,043.45	49,696,753.07	168,982,796.52
NCA	74,856,000.00	31,938,000.00	106,794,000.00
NTA	36,869,637.54	15,746,544.10	52,616,181.64
Working Fund	0.00	0.00	0.00
TRA	7,560,405.91	2,012,208.97	9,572,614.88
CDC	0.00	0.00	0.00
NCAA	0.00	0.00	0.00
Less: Notice of Transfer of Allocations (NTA)* Issued	0.00	0.00	0.00
Total Disbursement Authorities Available	119,286,043.45	49,696,753.07	168,982,796.52
Less:	0.00	0.00	0.00
Lapsed NCA	9.27	0.00	9.27
Disbursements	118,305,894.89	49,731,329.43	168,037,224.32
Less: Other Non-Cash Disbursements	0.00	0.00	0.00
Disbursements effected through outright deductions from claims	0.00	0.00	0.00
Overpayment of expenses (e.g. personnel benefits)	0.00	0.00	0.00
Restitution for loss of government property	0.00	0.00	0.00
Liquidated damages and similar claims	0.00	0.00	0.00
Others (e.g. TEF, BTR, Docs Stamp, etc.)	0.00	0.00	0.00
Add/Less: Adjustments (e.g. cancelled/staled checks)	0.00	0.00	0.00
Balance of Disbursement Authorities as at date	980,139.29	(34,576.36)	945,562.93
Total Disbursements Program	74,856,000.00	31,938,000.00	106,794,000.00
Less: *Actual Disbursements	118,305,894.89	49,731,329.43	168,037,224.32
(Over)/Under spending	(43,449,894.89)	(17,793,329.43)	(61,243,224.32)

Notes: \* The use of NTA is discouraged  
 Notes: \*\* Amounts should tally with the grand total disbursement (column 27).


Certified Correct:

  
**CHRISTINE JOY G. FLORES**  
 Regional Accountant

Recommending Approval:

  
**ALICIA C. BANG-OA**  
 FAD Chief

Approved by:

  
**AGNES A. DE LEON, CESO V**  
 Assistant Regional Director

**MONTHLY REPORT OF DISBURSEMENTS**  
For the month of June 2021


Department: Department of the Interior and Local Government (DILG)  
 Agency/Entity: Office of the Secretary  
 Operating Unit: Regional Office - I  
 Organization Code (UACS): 14 001 0300001  
 Fund Cluster: 01 Regular Agency Fund


Particulars	Current Year Budget					Prior Year's Budget											Trust Liabilities					Grand Total					Remarks	
	PS	MOOE	FinEx	CO	TOTAL	Prior Year's Accounts Payable					Current Year's Accounts Payable						SUB-TOTAL	PS	MOOE	CO	TOTAL	PS	MOOE	FinEx	CO	TOTAL		
						PS	MOOE	FinEx	CO	Sub-Total	PS	MOOE	FinEx	CO	Sub-Total	TOTAL												PS
1	2	3	4	5	6=(2+3+4+5)	7	8	9	10	11=(7+8+9+10)	12	13	14	15	16=(12+13+14+15)	17=(11+16)	18=(6+17)	19	20	21	22=(19+20+21)	23	24	25	26	27=(23+24+25+26)	28	
CASH DISBURSEMENTS	17,648,962.17	4,942,106.52	0.00	0.00	22,591,068.69	0.00	0.00	0.00	0.00	0.00	0.00	18,577,988.03	0.00	0.00	18,577,988.03	18,577,988.03	41,169,056.72	0.00	0.00	0.00	0.00	17,648,962.17	23,520,094.55	0.00	0.00	41,169,056.72		
Notice of Cash Allocation (NCA)	14,936,117.18	2,211,112.03	0.00	0.00	17,147,229.21	0.00	0.00	0.00	0.00	0.00	0.00	114,199.36	0.00	0.00	114,199.36	114,199.36	17,261,428.57	0.00	0.00	0.00	0.00	14,936,117.18	2,325,311.39	0.00	0.00	17,261,428.57		
MDS Checks Issued	0.00	0.00	0.00	0.00	0.00	0.00	0.00	0.00	0.00	0.00	0.00	0.00	0.00	0.00	0.00	0.00	0.00	0.00	0.00	0.00	0.00	0.00	0.00	0.00	0.00	0.00	0.00	
Advice to Debit Account	14,936,117.18	2,211,112.03	0.00	0.00	17,147,229.21	0.00	0.00	0.00	0.00	0.00	0.00	114,199.36	0.00	0.00	114,199.36	114,199.36	17,261,428.57	0.00	0.00	0.00	0.00	14,936,117.18	2,325,311.39	0.00	0.00	17,261,428.57		
Notice of Transfer Allocations (NTA)	2,712,844.99	2,730,994.49	0.00	0.00	5,443,839.48	0.00	0.00	0.00	0.00	0.00	0.00	18,463,788.67	0.00	0.00	18,463,788.67	18,463,788.67	23,907,628.15	0.00	0.00	0.00	0.00	2,712,844.99	21,194,783.16	0.00	0.00	23,907,628.15		
MDS Checks Issued	0.00	0.00	0.00	0.00	0.00	0.00	0.00	0.00	0.00	0.00	0.00	0.00	0.00	0.00	0.00	0.00	0.00	0.00	0.00	0.00	0.00	0.00	0.00	0.00	0.00	0.00	0.00	
Advice to Debit Account	2,712,844.99	2,730,994.49	0.00	0.00	5,443,839.48	0.00	0.00	0.00	0.00	0.00	0.00	18,463,788.67	0.00	0.00	18,463,788.67	18,463,788.67	23,907,628.15	0.00	0.00	0.00	0.00	2,712,844.99	21,194,783.16	0.00	0.00	23,907,628.15		
Working Fund for FAPs	0.00	0.00	0.00	0.00	0.00	0.00	0.00	0.00	0.00	0.00	0.00	0.00	0.00	0.00	0.00	0.00	0.00	0.00	0.00	0.00	0.00	0.00	0.00	0.00	0.00	0.00	0.00	
Cash Disbursement Ceiling (CDC)	0.00	0.00	0.00	0.00	0.00	0.00	0.00	0.00	0.00	0.00	0.00	0.00	0.00	0.00	0.00	0.00	0.00	0.00	0.00	0.00	0.00	0.00	0.00	0.00	0.00	0.00	0.00	
<b>TOTAL CASH DISBURSEMENTS</b>	<b>17,648,962.17</b>	<b>4,942,106.52</b>	<b>0.00</b>	<b>0.00</b>	<b>22,591,068.69</b>	<b>0.00</b>	<b>0.00</b>	<b>0.00</b>	<b>0.00</b>	<b>0.00</b>	<b>0.00</b>	<b>18,577,988.03</b>	<b>0.00</b>	<b>0.00</b>	<b>18,577,988.03</b>	<b>18,577,988.03</b>	<b>41,169,056.72</b>	<b>0.00</b>	<b>0.00</b>	<b>0.00</b>	<b>0.00</b>	<b>17,648,962.17</b>	<b>23,520,094.55</b>	<b>0.00</b>	<b>0.00</b>	<b>41,169,056.72</b>		
NON-CASH DISBURSEMENTS	1,943,490.12	77,785.86	0.00	0.00	2,021,275.98	0.00	0.00	0.00	0.00	0.00	0.00	44,970.26	0.00	0.00	44,970.26	44,970.26	2,066,246.24	0.00	0.00	0.00	0.00	1,943,490.12	122,756.12	0.00	0.00	2,066,246.24		
Tax Remittance Advices Issued (TRA)	1,943,490.12	77,785.86	0.00	0.00	2,021,275.98	0.00	0.00	0.00	0.00	0.00	0.00	44,970.26	0.00	0.00	44,970.26	44,970.26	2,066,246.24	0.00	0.00	0.00	0.00	1,943,490.12	122,756.12	0.00	0.00	2,066,246.24		
Non-Cash Availment Authority (NCAA)	0.00	0.00	0.00	0.00	0.00	0.00	0.00	0.00	0.00	0.00	0.00	0.00	0.00	0.00	0.00	0.00	0.00	0.00	0.00	0.00	0.00	0.00	0.00	0.00	0.00	0.00	0.00	
Disbursements effected through outright deductions from claims (please specify...)	0.00	0.00	0.00	0.00	0.00	0.00	0.00	0.00	0.00	0.00	0.00	0.00	0.00	0.00	0.00	0.00	0.00	0.00	0.00	0.00	0.00	0.00	0.00	0.00	0.00	0.00	0.00	
Overpayment of expenses (e.g. personnel benefits)	0.00	0.00	0.00	0.00	0.00	0.00	0.00	0.00	0.00	0.00	0.00	0.00	0.00	0.00	0.00	0.00	0.00	0.00	0.00	0.00	0.00	0.00	0.00	0.00	0.00	0.00	0.00	
Restitution for loss or government property	0.00	0.00	0.00	0.00	0.00	0.00	0.00	0.00	0.00	0.00	0.00	0.00	0.00	0.00	0.00	0.00	0.00	0.00	0.00	0.00	0.00	0.00	0.00	0.00	0.00	0.00	0.00	
Liquidated damages and similar claims	0.00	0.00	0.00	0.00	0.00	0.00	0.00	0.00	0.00	0.00	0.00	0.00	0.00	0.00	0.00	0.00	0.00	0.00	0.00	0.00	0.00	0.00	0.00	0.00	0.00	0.00	0.00	
Others (e.g. TEF, BTr, Docs Stamp, etc.)	0.00	0.00	0.00	0.00	0.00	0.00	0.00	0.00	0.00	0.00	0.00	0.00	0.00	0.00	0.00	0.00	0.00	0.00	0.00	0.00	0.00	0.00	0.00	0.00	0.00	0.00	0.00	
<b>TOTAL NON-CASH DISBURSEMENTS</b>	<b>1,943,490.12</b>	<b>77,785.86</b>	<b>0.00</b>	<b>0.00</b>	<b>2,021,275.98</b>	<b>0.00</b>	<b>0.00</b>	<b>0.00</b>	<b>0.00</b>	<b>0.00</b>	<b>0.00</b>	<b>44,970.26</b>	<b>0.00</b>	<b>0.00</b>	<b>44,970.26</b>	<b>44,970.26</b>	<b>2,066,246.24</b>	<b>0.00</b>	<b>0.00</b>	<b>0.00</b>	<b>0.00</b>	<b>1,943,490.12</b>	<b>122,756.12</b>	<b>0.00</b>	<b>0.00</b>	<b>2,066,246.24</b>		
<b>GRAND TOTAL</b>	<b>19,592,452.29</b>	<b>5,019,892.38</b>	<b>0.00</b>	<b>0.00</b>	<b>24,612,344.67</b>	<b>0.00</b>	<b>0.00</b>	<b>0.00</b>	<b>0.00</b>	<b>0.00</b>	<b>0.00</b>	<b>18,622,958.29</b>	<b>0.00</b>	<b>0.00</b>	<b>18,622,958.29</b>	<b>18,622,958.29</b>	<b>43,235,302.96</b>	<b>0.00</b>	<b>0.00</b>	<b>0.00</b>	<b>0.00</b>	<b>19,592,452.29</b>	<b>23,642,850.67</b>	<b>0.00</b>	<b>0.00</b>	<b>43,235,302.96</b>		


**SUMMARY**

Particulars	Previous Report	This Month	As at Date
(1)	(2)	(3)	(4)
Total Disbursement Authorities Received	168,982,796.52	42,290,150.69	211,272,947.21
NCA	106,794,000.00	18,318,000.00	125,112,000.00
NTA	52,816,181.64	21,905,904.45	74,522,086.09
Working Fund	0.00	0.00	0.00
TRA	9,572,614.88	2,066,246.24	11,638,861.12
CDC	0.00	0.00	0.00
NCAA	0.00	0.00	0.00
Less: Notice of Transfer of Allocations (NTA)* issued	0.00	0.00	0.00
Total Disbursement Authorities Available	168,982,796.52	42,290,150.69	211,272,947.21
Less:	0.00	0.00	0.00
Lapsed NCA	9.27	410.66	419.93
Disbursements	168,037,224.32	43,235,302.96	211,272,527.28
Less: Other Non-Cash Disbursements	0.00	0.00	0.00
Disbursements effected through outright deductions from claims	0.00	0.00	0.00
Overpayment of expenses (e.g. personnel benefits)	0.00	0.00	0.00
Restitution for loss of government property	0.00	0.00	0.00
Liquidated damages and similar claims	0.00	0.00	0.00
Others (e.g. TEF, BTr, Docs Stamp, etc.)	0.00	0.00	0.00
Add/Less: Adjustments (e.g. cancelled/stated checks)	0.00	0.00	0.00
Balance of Disbursement Authorities as at date	945,562.93	(945,562.93)	0.00
Total Disbursements Program	106,794,000.00	18,318,000.00	125,112,000.00
Less: *Actual Disbursements	168,037,224.32	43,235,302.96	211,272,527.28
(Over)/Under spending	(61,243,224.32)	(24,917,302.96)	(86,160,527.28)

Notes: \* The use of NTA is discouraged  
 Notes: \*\* Amounts should tally with the grand total disbursement (column 27).

Certified Correct:  
  
 CHRISTINE JOY G. FLORES  
 Regional Accountant

Recommending Approval:  
  
 ALICIA C. BANG-OA  
 FAD Chief

Approved by:  
  
 JULIE J. DAQUIOAG, PH.D., CESO III  
 Regional Director

**MONTHLY REPORT OF DISBURSEMENTS**  
For the month of July 2021


Department: Department of the Interior and Local Government (DILG)  
 Agency/Entity: Office of the Secretary  
 Operating Unit: Regional Office - I  
 Organization Code (UACS): 14 001 0300001  
 Fund Cluster: 01 Regular Agency Fund


Particulars	Current Year Budget					Prior Year's Budget											SUB-TOTAL	Trust Liabilities				Grand Total					Remarks	
	PS	MOOE	FinEx	CO	TOTAL	Prior Year's Accounts Payable					Current Year's Accounts Payable							TOTAL	PS	MOOE	CO	TOTAL	PS	MOOE	FinEx	CO		TOTAL
						PS	MOOE	FinEx	CO	Sub-Total	PS	MOOE	FinEx	CO	Sub-Total	PS												
1	2	3	4	5	6=(2+3+4+5)	7	8	9	10	11=(7+8+9+10)	12	13	14	15	16=(12+13+14+15)	17=(11+16)	18=(6+17)	19	20	21	22=(19+20+21)	23	24	25	26	27=(23+24+25+26)	28	
CASH DISBURSEMENTS	15,678,880.32	14,972,189.54	0.00	0.00	30,651,069.86	0.00	0.00	0.00	0.00	0.00	0.00	2,071,254.41	0.00	0.00	2,071,254.41	2,071,254.41	32,722,324.27	0.00	0.00	0.00	0.00	15,678,880.32	17,043,443.95	0.00	0.00	32,722,324.27		
Notice of Cash Allocation (NCA)	15,678,880.32	2,393,241.48	0.00	0.00	18,072,121.80	0.00	0.00	0.00	0.00	0.00	0.00	75,922.15	0.00	0.00	75,922.15	75,922.15	18,148,043.95	0.00	0.00	0.00	0.00	15,678,880.32	2,469,163.63	0.00	0.00	18,148,043.95		
MDS Checks Issued	0.00	0.00	0.00	0.00	0.00	0.00	0.00	0.00	0.00	0.00	0.00	0.00	0.00	0.00	0.00	0.00	0.00	0.00	0.00	0.00	0.00	0.00	0.00	0.00	0.00	0.00	0.00	
Advice to Debit Account	15,678,880.32	2,393,241.48	0.00	0.00	18,072,121.80	0.00	0.00	0.00	0.00	0.00	0.00	75,922.15	0.00	0.00	75,922.15	75,922.15	18,148,043.95	0.00	0.00	0.00	0.00	15,678,880.32	2,469,163.63	0.00	0.00	18,148,043.95		
Notice of Transfer Allocations (NTA)	0.00	12,578,948.06	0.00	0.00	12,578,948.06	0.00	0.00	0.00	0.00	0.00	0.00	1,995,332.26	0.00	0.00	1,995,332.26	1,995,332.26	14,574,280.32	0.00	0.00	0.00	0.00	0.00	14,574,280.32	0.00	0.00	14,574,280.32		
MDS Checks Issued	0.00	0.00	0.00	0.00	0.00	0.00	0.00	0.00	0.00	0.00	0.00	0.00	0.00	0.00	0.00	0.00	0.00	0.00	0.00	0.00	0.00	0.00	0.00	0.00	0.00	0.00	0.00	
Advice to Debit Account	0.00	12,578,948.06	0.00	0.00	12,578,948.06	0.00	0.00	0.00	0.00	0.00	0.00	1,995,332.26	0.00	0.00	1,995,332.26	1,995,332.26	14,574,280.32	0.00	0.00	0.00	0.00	0.00	14,574,280.32	0.00	0.00	14,574,280.32		
Working Fund for FAPs	0.00	0.00	0.00	0.00	0.00	0.00	0.00	0.00	0.00	0.00	0.00	0.00	0.00	0.00	0.00	0.00	0.00	0.00	0.00	0.00	0.00	0.00	0.00	0.00	0.00	0.00	0.00	
Cash Disbursement Ceiling (CDC)	0.00	0.00	0.00	0.00	0.00	0.00	0.00	0.00	0.00	0.00	0.00	0.00	0.00	0.00	0.00	0.00	0.00	0.00	0.00	0.00	0.00	0.00	0.00	0.00	0.00	0.00	0.00	
<b>TOTAL CASH DISBURSEMENTS</b>	<b>15,678,880.32</b>	<b>14,972,189.54</b>	<b>0.00</b>	<b>0.00</b>	<b>30,651,069.86</b>	<b>0.00</b>	<b>0.00</b>	<b>0.00</b>	<b>0.00</b>	<b>0.00</b>	<b>0.00</b>	<b>2,071,254.41</b>	<b>0.00</b>	<b>0.00</b>	<b>2,071,254.41</b>	<b>2,071,254.41</b>	<b>32,722,324.27</b>	<b>0.00</b>	<b>0.00</b>	<b>0.00</b>	<b>0.00</b>	<b>15,678,880.32</b>	<b>17,043,443.95</b>	<b>0.00</b>	<b>0.00</b>	<b>32,722,324.27</b>		
NON-CASH DISBURSEMENTS	1,877,411.76	76,175.26	0.00	0.00	1,953,587.02	0.00	0.00	0.00	0.00	0.00	0.00	78,741.51	0.00	0.00	78,741.51	78,741.51	2,032,328.53	0.00	0.00	0.00	0.00	1,877,411.76	154,916.77	0.00	0.00	2,032,328.53		
Tax Remittance Advices Issued (TRA)	1,877,411.76	76,175.26	0.00	0.00	1,953,587.02	0.00	0.00	0.00	0.00	0.00	0.00	78,741.51	0.00	0.00	78,741.51	78,741.51	2,032,328.53	0.00	0.00	0.00	0.00	1,877,411.76	154,916.77	0.00	0.00	2,032,328.53		
Non-Cash Availment Authority (NCAA)	0.00	0.00	0.00	0.00	0.00	0.00	0.00	0.00	0.00	0.00	0.00	0.00	0.00	0.00	0.00	0.00	0.00	0.00	0.00	0.00	0.00	0.00	0.00	0.00	0.00	0.00	0.00	
Disbursements effected through outright deductions from claims (please specify...)	0.00	0.00	0.00	0.00	0.00	0.00	0.00	0.00	0.00	0.00	0.00	0.00	0.00	0.00	0.00	0.00	0.00	0.00	0.00	0.00	0.00	0.00	0.00	0.00	0.00	0.00	0.00	
Overpayment of expenses (e.g. personnel benefits)	0.00	0.00	0.00	0.00	0.00	0.00	0.00	0.00	0.00	0.00	0.00	0.00	0.00	0.00	0.00	0.00	0.00	0.00	0.00	0.00	0.00	0.00	0.00	0.00	0.00	0.00	0.00	
Restitution for loss or government property	0.00	0.00	0.00	0.00	0.00	0.00	0.00	0.00	0.00	0.00	0.00	0.00	0.00	0.00	0.00	0.00	0.00	0.00	0.00	0.00	0.00	0.00	0.00	0.00	0.00	0.00	0.00	
Liquidated damages and similar claims	0.00	0.00	0.00	0.00	0.00	0.00	0.00	0.00	0.00	0.00	0.00	0.00	0.00	0.00	0.00	0.00	0.00	0.00	0.00	0.00	0.00	0.00	0.00	0.00	0.00	0.00	0.00	
Others (e.g. TEF, BTR, Docs Stamp, etc.)	0.00	0.00	0.00	0.00	0.00	0.00	0.00	0.00	0.00	0.00	0.00	0.00	0.00	0.00	0.00	0.00	0.00	0.00	0.00	0.00	0.00	0.00	0.00	0.00	0.00	0.00	0.00	
<b>TOTAL NON-CASH DISBURSEMENTS</b>	<b>1,877,411.76</b>	<b>76,175.26</b>	<b>0.00</b>	<b>0.00</b>	<b>1,953,587.02</b>	<b>0.00</b>	<b>0.00</b>	<b>0.00</b>	<b>0.00</b>	<b>0.00</b>	<b>0.00</b>	<b>78,741.51</b>	<b>0.00</b>	<b>0.00</b>	<b>78,741.51</b>	<b>78,741.51</b>	<b>2,032,328.53</b>	<b>0.00</b>	<b>0.00</b>	<b>0.00</b>	<b>0.00</b>	<b>1,877,411.76</b>	<b>154,916.77</b>	<b>0.00</b>	<b>0.00</b>	<b>2,032,328.53</b>		
<b>GRAND TOTAL</b>	<b>17,556,292.08</b>	<b>15,048,364.80</b>	<b>0.00</b>	<b>0.00</b>	<b>32,604,656.88</b>	<b>0.00</b>	<b>0.00</b>	<b>0.00</b>	<b>0.00</b>	<b>0.00</b>	<b>0.00</b>	<b>2,149,995.92</b>	<b>0.00</b>	<b>0.00</b>	<b>2,149,995.92</b>	<b>2,149,995.92</b>	<b>34,754,652.80</b>	<b>0.00</b>	<b>0.00</b>	<b>0.00</b>	<b>0.00</b>	<b>17,556,292.08</b>	<b>17,198,360.72</b>	<b>0.00</b>	<b>0.00</b>	<b>34,754,652.80</b>		


**SUMMARY**

Particulars	Previous Report	This Month	As at Date
(1)	(2)	(3)	(4)
Total Disbursement Authorities Received	211,272,947.21	38,047,767.73	249,320,714.94
NCA	125,112,000.00	18,317,000.00	143,429,000.00
NTA	74,522,086.09	17,698,439.20	92,220,525.29
Working Fund	0.00	0.00	0.00
TRA	11,638,861.12	2,032,328.53	13,671,189.65
CDC	0.00	0.00	0.00
NCAA	0.00	0.00	0.00
Less: Notice of Transfer of Allocations (NTA)* issued	0.00	0.00	0.00
Total Disbursement Authorities Available	211,272,947.21	38,047,767.73	249,320,714.94
Less:	0.00	0.00	0.00
Lapsed NCA	419.93	0.00	419.93
Disbursements	211,272,527.28	3,293,114.93	214,565,642.21
Less: Other Non-Cash Disbursements	0.00	0.00	0.00
Disbursements effected through outright deductions from claims	0.00	0.00	0.00
Overpayment of expenses (e.g. personnel benefits)	0.00	0.00	0.00
Restitution for loss of government property	0.00	0.00	0.00
Liquidated damages and similar claims	0.00	0.00	0.00
Others (e.g. TEF, BTR, Docs Stamp, etc.)	0.00	0.00	0.00
Add/Less: Adjustments (e.g. cancelled/staled checks)	0.00	0.00	0.00
Balance of Disbursement Authorities as at date	0.00	34,754,652.80	34,754,652.80
Total Disbursements Program	211,272,527.28	18,317,000.00	143,429,000.00
Less: *Actual Disbursements	211,272,527.28	34,754,652.80	246,027,180.08
(Over)/Under spending	(86,160,527.28)	(16,437,652.80)	(102,598,180.08)

Notes: \* The use of NTA is discouraged  
 Notes: \*\* Amounts should tally with the grand total disbursement (column 27).

**Certified Correct:**  
  
**CHRISTINE JOY G. FLORES**  
 Regional Accountant  
 Date:

**Recommending Approval:**  
  
**ALICIA C. BANG-OA**  
 FAD Chief  
 Date:

**Approved By:**  
  
**JULIE J. DAQUIOAG, Ph., D. CESO III**  
 Regional Director  
 Date:



**MONTHLY REPORT OF DISBURSEMENTS**  
For the month of August 2021

Department: Department of the Interior and Local Government (DILG)  
 Agency/Entity: Office of the Secretary  
 Operating Unit: Regional Office - I  
 Organization Code (UACS): 14 001 0300001  
 Fund Cluster: 01 Regular Agency Fund

Particulars	Current Year Budget					Prior Year's Budget											SUB-TOTAL	Trust Liabilities				Grand Total					Remarks	
	PS	MOOE	FinEx	CO	TOTAL	Prior Year's Accounts Payable					Current Year's Accounts Payable					TOTAL		PS	MOOE	CO	TOTAL	PS	MOOE	FinEx	CO	TOTAL		
						PS	MOOE	FinEx	CO	Sub-Total	PS	MOOE	FinEx	CO	Sub-Total													
	1	2	3	4	5	6=(2+3+4+5)	7	8	9	10	11=(7+8+9+10)	12	13	14	15	16=(12+13+14+15)		17=(11+16)	18=(6+17)	19	20	21	22=(19+20+21)	23	24	25		26
CASH DISBURSEMENTS	19,685,641.73	7,945,465.49	0.00	0.00	27,631,107.22	0.00	0.00	0.00	0.00	0.00	0.00	0.00	211,519.05	0.00	0.00	211,519.05	211,519.05	19,442,278.68	0.00	0.00	0.00	0.00	19,685,641.73	8,996,598.21	0.00	0.00	28,682,239.94	
Notice of Cash Allocation (NCA)	18,368,304.58	862,455.05	0.00	0.00	19,230,759.63	0.00	0.00	0.00	0.00	0.00	0.00	0.00	211,519.05	0.00	0.00	211,519.05	211,519.05	19,442,278.68	0.00	0.00	0.00	0.00	18,368,304.58	1,073,974.10	0.00	0.00	19,442,278.68	
MDS Checks Issued	0.00	0.00	0.00	0.00	0.00	0.00	0.00	0.00	0.00	0.00	0.00	0.00	0.00	0.00	0.00	0.00	0.00	0.00	0.00	0.00	0.00	0.00	0.00	0.00	0.00	0.00	0.00	0.00
Advice to Debit Account	18,368,304.58	862,455.05	0.00	0.00	19,230,759.63	0.00	0.00	0.00	0.00	0.00	0.00	0.00	211,519.05	0.00	0.00	211,519.05	211,519.05	19,442,278.68	0.00	0.00	0.00	0.00	18,368,304.58	1,073,974.10	0.00	0.00	19,442,278.68	
Notice of Transfer Allocations (NTA)	1,317,337.15	7,083,010.44	0.00	0.00	8,400,347.59	0.00	0.00	0.00	0.00	0.00	0.00	0.00	839,613.67	0.00	0.00	839,613.67	839,613.67	9,239,961.26	0.00	0.00	0.00	0.00	1,317,337.15	7,922,624.11	0.00	0.00	9,239,961.26	
MDS Checks Issued	0.00	0.00	0.00	0.00	0.00	0.00	0.00	0.00	0.00	0.00	0.00	0.00	0.00	0.00	0.00	0.00	0.00	0.00	0.00	0.00	0.00	0.00	0.00	0.00	0.00	0.00	0.00	0.00
Advice to Debit Account	1,317,337.15	7,083,010.44	0.00	0.00	8,400,347.59	0.00	0.00	0.00	0.00	0.00	0.00	0.00	839,613.67	0.00	0.00	839,613.67	839,613.67	9,239,961.26	0.00	0.00	0.00	0.00	1,317,337.15	7,922,624.11	0.00	0.00	9,239,961.26	
Working Fund for FAPs	0.00	0.00	0.00	0.00	0.00	0.00	0.00	0.00	0.00	0.00	0.00	0.00	0.00	0.00	0.00	0.00	0.00	0.00	0.00	0.00	0.00	0.00	0.00	0.00	0.00	0.00	0.00	0.00
Cash Disbursement Ceiling (CDC)	0.00	0.00	0.00	0.00	0.00	0.00	0.00	0.00	0.00	0.00	0.00	0.00	0.00	0.00	0.00	0.00	0.00	0.00	0.00	0.00	0.00	0.00	0.00	0.00	0.00	0.00	0.00	0.00
<b>TOTAL CASH DISBURSEMENTS</b>	<b>19,685,641.73</b>	<b>7,945,465.49</b>	<b>0.00</b>	<b>0.00</b>	<b>27,631,107.22</b>	<b>0.00</b>	<b>0.00</b>	<b>0.00</b>	<b>0.00</b>	<b>0.00</b>	<b>0.00</b>	<b>0.00</b>	<b>1,051,132.72</b>	<b>0.00</b>	<b>0.00</b>	<b>1,051,132.72</b>	<b>1,051,132.72</b>	<b>28,682,239.94</b>	<b>0.00</b>	<b>0.00</b>	<b>0.00</b>	<b>0.00</b>	<b>19,685,641.73</b>	<b>8,996,598.21</b>	<b>0.00</b>	<b>0.00</b>	<b>28,682,239.94</b>	
NON-CASH DISBURSEMENTS	1,896,233.12	106,974.00	0.00	0.00	2,003,207.12	0.00	0.00	0.00	0.00	0.00	0.00	0.00	11,304.60	0.00	0.00	11,304.60	11,304.60	2,014,511.72	0.00	0.00	0.00	0.00	1,896,233.12	118,278.80	0.00	0.00	2,014,511.72	
Tax Remittance Advices Issued (TRA)	1,896,233.12	106,974.00	0.00	0.00	2,003,207.12	0.00	0.00	0.00	0.00	0.00	0.00	0.00	11,304.60	0.00	0.00	11,304.60	11,304.60	2,014,511.72	0.00	0.00	0.00	0.00	1,896,233.12	118,278.80	0.00	0.00	2,014,511.72	
Non-Cash Availment Authority (NCAA)	0.00	0.00	0.00	0.00	0.00	0.00	0.00	0.00	0.00	0.00	0.00	0.00	0.00	0.00	0.00	0.00	0.00	0.00	0.00	0.00	0.00	0.00	0.00	0.00	0.00	0.00	0.00	0.00
Disbursements effected through outright deductions from claims (please specify...)	0.00	0.00	0.00	0.00	0.00	0.00	0.00	0.00	0.00	0.00	0.00	0.00	0.00	0.00	0.00	0.00	0.00	0.00	0.00	0.00	0.00	0.00	0.00	0.00	0.00	0.00	0.00	0.00
Overpayment of expenses(e.g. personnel benefits)	0.00	0.00	0.00	0.00	0.00	0.00	0.00	0.00	0.00	0.00	0.00	0.00	0.00	0.00	0.00	0.00	0.00	0.00	0.00	0.00	0.00	0.00	0.00	0.00	0.00	0.00	0.00	0.00
Restitution for loss of government property	0.00	0.00	0.00	0.00	0.00	0.00	0.00	0.00	0.00	0.00	0.00	0.00	0.00	0.00	0.00	0.00	0.00	0.00	0.00	0.00	0.00	0.00	0.00	0.00	0.00	0.00	0.00	0.00
Liquidated damages and similar claims	0.00	0.00	0.00	0.00	0.00	0.00	0.00	0.00	0.00	0.00	0.00	0.00	0.00	0.00	0.00	0.00	0.00	0.00	0.00	0.00	0.00	0.00	0.00	0.00	0.00	0.00	0.00	0.00
Others (e.g. TEF, BTr, Documentary Stamp tax, etc.)	0.00	0.00	0.00	0.00	0.00	0.00	0.00	0.00	0.00	0.00	0.00	0.00	0.00	0.00	0.00	0.00	0.00	0.00	0.00	0.00	0.00	0.00	0.00	0.00	0.00	0.00	0.00	0.00
<b>TOTAL NON-CASH DISBURSEMENTS</b>	<b>1,896,233.12</b>	<b>106,974.00</b>	<b>0.00</b>	<b>0.00</b>	<b>2,003,207.12</b>	<b>0.00</b>	<b>0.00</b>	<b>0.00</b>	<b>0.00</b>	<b>0.00</b>	<b>0.00</b>	<b>0.00</b>	<b>11,304.60</b>	<b>0.00</b>	<b>0.00</b>	<b>11,304.60</b>	<b>11,304.60</b>	<b>2,014,511.72</b>	<b>0.00</b>	<b>0.00</b>	<b>0.00</b>	<b>0.00</b>	<b>1,896,233.12</b>	<b>118,278.80</b>	<b>0.00</b>	<b>0.00</b>	<b>2,014,511.72</b>	
<b>GRAND TOTAL</b>	<b>21,581,874.85</b>	<b>8,052,439.49</b>	<b>0.00</b>	<b>0.00</b>	<b>29,634,314.34</b>	<b>0.00</b>	<b>0.00</b>	<b>0.00</b>	<b>0.00</b>	<b>0.00</b>	<b>0.00</b>	<b>0.00</b>	<b>1,062,437.32</b>	<b>0.00</b>	<b>0.00</b>	<b>1,062,437.32</b>	<b>1,062,437.32</b>	<b>30,696,751.66</b>	<b>0.00</b>	<b>0.00</b>	<b>0.00</b>	<b>0.00</b>	<b>21,581,874.85</b>	<b>9,114,876.81</b>	<b>0.00</b>	<b>0.00</b>	<b>30,696,751.66</b>	

**SUMMARY**

Particulars	Previous Report	This Month	As at Date
(1)	(2)	(3)	(4)
Total Disbursement Authorities Received	249,320,714.94	36,163,594.96	285,484,309.90
NCA	143,429,000.00	18,317,000.00	161,746,000.00
NTA	92,220,525.29	15,832,083.24	108,052,608.53
Working Fund	0.00	0.00	0.00
TRA	13,871,189.65	2,014,511.72	15,885,701.37
CDC	0.00	0.00	0.00
NCAA	0.00	0.00	0.00
Less: Notice of Transfer of Allocations (NTA)* issued	0.00	0.00	0.00
Total Disbursement Authorities Available	249,320,714.94	36,163,594.96	285,484,309.90
Less:	0.00	0.00	0.00
Lapsed NCA	419.93	0.00	419.93
Disbursements	246,027,180.08	30,696,751.66	276,723,931.74
Less: Other Non-Cash Disbursements	0.00	0.00	0.00
Disbursements effected through outright deductions from claims	0.00	0.00	0.00
Overpayment of expenses(e.g. personnel benefits)	0.00	0.00	0.00
Restitution for loss of government property	0.00	0.00	0.00
Liquidated damages and similar claims	0.00	0.00	0.00
Others (e.g. TEF, BTr, Docs Stamp, etc.)	0.00	0.00	0.00
Add/Less: Adjustments (e.g. cancelled/staled checks)	0.00	0.00	0.00
Balance of Disbursement Authorities as at date	3,293,114.93	5,466,843.30	8,759,958.23
Total Disbursements Program	143,429,000.00	18,317,000.00	161,746,000.00
Less: *Actual Disbursements	246,027,180.08	30,696,751.66	276,723,931.74
(Over)/Under spending	(102,598,180.08)	(12,379,751.66)	(114,977,931.74)

Notes: \* The use of NTA is discouraged  
 Notes: \*\* Amounts should tally with the grand total disbursement (column 27).

**Certified Correct:**

**CHRISTINE JOY G. FLORES**  
Regional Accountant  
Date:

**Recommending Approval:**

**ALICIA C. BANG-OA**  
FAD Chief  
Date:

**Approved By:**

**JULIE J. DAQUIOAG, Ph. D. CESO III**  
Regional Director  
Date:

**MONTHLY REPORT OF DISBURSEMENTS**  
For the month of September 2021

Department: Department of the Interior and Local Government (DILG)  
 Agency/Entity: Office of the Secretary  
 Operating Unit: Regional Office - I  
 Organization Code (UACS): 14 001 0300001  
 Fund Cluster: 01 Regular Agency Fund

Particulars	Current Year Budget					Prior Year's Budget											Trust Liabilities				Grand Total					Remarks		
	PS	MOOE	FinEx	CO	TOTAL	Prior Year's Accounts Payable					Current Year's Accounts Payable					SUB-TOTAL	PS	MOOE	CO	TOTAL	PS	MOOE	FinEx	CO	TOTAL			
						PS	MOOE	FinEx	CO	Sub-Total	PS	MOOE	FinEx	CO	Sub-Total												TOTAL	
1	2	3	4	5	6=(2+3+4+5)	7	8	9	10	11=(7+8+9+10)	12	13	14	15	16=(12+13+14+15)	17=(11+16)	18=(6+17)	19	20	21	22=(19+20+21)	23	24	25	26	27=(23+24+25+26)	28	
CASH DISBURSEMENTS	20,985,778.75	15,988,100.69	0.00	0.00	36,973,879.44	0.00	0.00	0.00	0.00	0.00	0.00	1,320,026.52	0.00	0.00	1,320,026.52	1,320,026.52	38,293,905.96	0.00	0.00	0.00	0.00	20,985,778.75	17,308,127.21	0.00	0.00	38,293,905.96		
Notice of Cash Allocation (NCA)	16,528,001.97	673,597.15	0.00	0.00	17,201,599.12	0.00	0.00	0.00	0.00	0.00	0.00	160,025.98	0.00	0.00	160,025.98	160,025.98	17,361,625.10	0.00	0.00	0.00	0.00	16,528,001.97	833,623.13	0.00	0.00	17,361,625.10		
MDS Checks Issued	0.00	0.00	0.00	0.00	0.00	0.00	0.00	0.00	0.00	0.00	0.00	0.00	0.00	0.00	0.00	0.00	0.00	0.00	0.00	0.00	0.00	0.00	0.00	0.00	0.00	0.00	0.00	
Advice to Debit Account	16,528,001.97	673,597.15	0.00	0.00	17,201,599.12	0.00	0.00	0.00	0.00	0.00	0.00	160,025.98	0.00	0.00	160,025.98	160,025.98	17,361,625.10	0.00	0.00	0.00	0.00	16,528,001.97	833,623.13	0.00	0.00	17,361,625.10		
Notice of Transfer Allocations (NTA)	4,457,778.78	15,314,503.54	0.00	0.00	19,772,282.32	0.00	0.00	0.00	0.00	0.00	0.00	1,160,000.54	0.00	0.00	1,160,000.54	1,160,000.54	20,932,280.86	0.00	0.00	0.00	0.00	4,457,778.78	16,474,504.08	0.00	0.00	20,932,280.86		
MDS Checks Issued	0.00	0.00	0.00	0.00	0.00	0.00	0.00	0.00	0.00	0.00	0.00	0.00	0.00	0.00	0.00	0.00	0.00	0.00	0.00	0.00	0.00	0.00	0.00	0.00	0.00	0.00	0.00	
Advice to Debit Account	4,457,778.78	15,314,503.54	0.00	0.00	19,772,282.32	0.00	0.00	0.00	0.00	0.00	0.00	1,160,000.54	0.00	0.00	1,160,000.54	1,160,000.54	20,932,280.86	0.00	0.00	0.00	0.00	4,457,778.78	16,474,504.08	0.00	0.00	20,932,280.86		
Working Fund for FAPs	0.00	0.00	0.00	0.00	0.00	0.00	0.00	0.00	0.00	0.00	0.00	0.00	0.00	0.00	0.00	0.00	0.00	0.00	0.00	0.00	0.00	0.00	0.00	0.00	0.00	0.00	0.00	
Cash Disbursement Ceiling (CDC)	0.00	0.00	0.00	0.00	0.00	0.00	0.00	0.00	0.00	0.00	0.00	0.00	0.00	0.00	0.00	0.00	0.00	0.00	0.00	0.00	0.00	0.00	0.00	0.00	0.00	0.00	0.00	
<b>TOTAL CASH DISBURSEMENTS</b>	<b>20,985,778.75</b>	<b>15,988,100.69</b>	<b>0.00</b>	<b>0.00</b>	<b>36,973,879.44</b>	<b>0.00</b>	<b>0.00</b>	<b>0.00</b>	<b>0.00</b>	<b>0.00</b>	<b>0.00</b>	<b>1,320,026.52</b>	<b>0.00</b>	<b>0.00</b>	<b>1,320,026.52</b>	<b>1,320,026.52</b>	<b>38,293,905.96</b>	<b>0.00</b>	<b>0.00</b>	<b>0.00</b>	<b>0.00</b>	<b>20,985,778.75</b>	<b>17,308,127.21</b>	<b>0.00</b>	<b>0.00</b>	<b>38,293,905.96</b>		
NON-CASH DISBURSEMENTS	3,853,834.71	85,256.03	0.00	0.00	3,939,090.74	0.00	0.00	0.00	0.00	0.00	0.00	11,764.69	0.00	0.00	11,764.69	11,764.69	3,950,855.43	0.00	0.00	0.00	0.00	3,853,834.71	97,020.72	0.00	0.00	3,950,855.43		
Tax Remittance Advices Issued (TRA)	3,853,834.71	85,256.03	0.00	0.00	3,939,090.74	0.00	0.00	0.00	0.00	0.00	0.00	11,764.69	0.00	0.00	11,764.69	11,764.69	3,950,855.43	0.00	0.00	0.00	0.00	3,853,834.71	97,020.72	0.00	0.00	3,950,855.43		
Non-Cash Availment Authority (NCAA)	0.00	0.00	0.00	0.00	0.00	0.00	0.00	0.00	0.00	0.00	0.00	0.00	0.00	0.00	0.00	0.00	0.00	0.00	0.00	0.00	0.00	0.00	0.00	0.00	0.00	0.00	0.00	
Disbursements effected through outright deductions from claims (please specify...)	0.00	0.00	0.00	0.00	0.00	0.00	0.00	0.00	0.00	0.00	0.00	0.00	0.00	0.00	0.00	0.00	0.00	0.00	0.00	0.00	0.00	0.00	0.00	0.00	0.00	0.00	0.00	
Overpayment of expenses (e.g. personnel benefits)	0.00	0.00	0.00	0.00	0.00	0.00	0.00	0.00	0.00	0.00	0.00	0.00	0.00	0.00	0.00	0.00	0.00	0.00	0.00	0.00	0.00	0.00	0.00	0.00	0.00	0.00	0.00	
Restitution for loss of government property	0.00	0.00	0.00	0.00	0.00	0.00	0.00	0.00	0.00	0.00	0.00	0.00	0.00	0.00	0.00	0.00	0.00	0.00	0.00	0.00	0.00	0.00	0.00	0.00	0.00	0.00	0.00	
Liquidated damages and similar claims	0.00	0.00	0.00	0.00	0.00	0.00	0.00	0.00	0.00	0.00	0.00	0.00	0.00	0.00	0.00	0.00	0.00	0.00	0.00	0.00	0.00	0.00	0.00	0.00	0.00	0.00	0.00	
Others (e.g. TEF, BTr, Docs Stamp, etc.)	0.00	0.00	0.00	0.00	0.00	0.00	0.00	0.00	0.00	0.00	0.00	0.00	0.00	0.00	0.00	0.00	0.00	0.00	0.00	0.00	0.00	0.00	0.00	0.00	0.00	0.00	0.00	
<b>TOTAL NON-CASH DISBURSEMENTS</b>	<b>3,853,834.71</b>	<b>85,256.03</b>	<b>0.00</b>	<b>0.00</b>	<b>3,939,090.74</b>	<b>0.00</b>	<b>0.00</b>	<b>0.00</b>	<b>0.00</b>	<b>0.00</b>	<b>0.00</b>	<b>11,764.69</b>	<b>0.00</b>	<b>0.00</b>	<b>11,764.69</b>	<b>11,764.69</b>	<b>3,950,855.43</b>	<b>0.00</b>	<b>0.00</b>	<b>0.00</b>	<b>0.00</b>	<b>3,853,834.71</b>	<b>97,020.72</b>	<b>0.00</b>	<b>0.00</b>	<b>3,950,855.43</b>		
<b>GRAND TOTAL</b>	<b>24,839,613.46</b>	<b>16,073,356.72</b>	<b>0.00</b>	<b>0.00</b>	<b>40,912,970.18</b>	<b>0.00</b>	<b>0.00</b>	<b>0.00</b>	<b>0.00</b>	<b>0.00</b>	<b>0.00</b>	<b>1,331,791.21</b>	<b>0.00</b>	<b>0.00</b>	<b>1,331,791.21</b>	<b>1,331,791.21</b>	<b>42,244,761.39</b>	<b>0.00</b>	<b>0.00</b>	<b>0.00</b>	<b>0.00</b>	<b>24,839,613.46</b>	<b>17,405,147.93</b>	<b>0.00</b>	<b>0.00</b>	<b>42,244,761.39</b>		

**SUMMARY**

Particulars	Previous Report (2)	This Month (3)	As at Date (4)
Total Disbursement Authorities Received	285,484,309.90	33,484,855.43	318,969,165.33
NCA	161,746,000.00	18,318,000.00	180,064,000.00
NTA	106,052,608.53	11,216,000.00	119,268,608.53
Working Fund	0.00	0.00	0.00
TRA	15,685,701.37	3,950,855.43	19,636,556.80
CDC	0.00	0.00	0.00
NCAA	0.00	0.00	0.00
Less: Notice of Transfer of Allocations (NTA)* issued	0.00	0.00	0.00
Total Disbursement Authorities Available	285,484,309.90	33,484,855.43	318,969,165.33
Less:	0.00	0.00	0.00
Lapsed NCA	419.93	52.27	472.20
Disbursements	276,723,931.74	42,244,761.39	318,968,693.13
Less: Other Non-Cash Disbursements	0.00	0.00	0.00
Disbursements effected through outright deductions from claims	0.00	0.00	0.00
Overpayment of expenses (e.g. personnel benefits)	0.00	0.00	0.00
Restitution for loss of government property	0.00	0.00	0.00
Liquidated damages and similar claims	0.00	0.00	0.00
Others (e.g. TEF, BTr, Docs Stamp, etc.)	0.00	0.00	0.00
Add/Less: Adjustments (e.g. cancelled/staled checks)	0.00	0.00	0.00
Balance of Disbursement Authorities as at date	8,759,958.23	(8,759,958.23)	0.00
Total Disbursements Program	161,746,000.00	18,318,000.00	180,064,000.00
Less: *Actual Disbursements	276,723,931.74	42,244,761.39	318,968,693.13
(Over)/Under spending	(114,977,931.74)	(23,926,761.39)	(138,904,693.13)

Notes: \* The use of NTA is discouraged  
 Notes: \*\* Amounts should tally with the grand total disbursement (column 27).

Certified Correct:

**CHRISTINE JOY G. FLORES**  
Regional Accountant

Date:

Recommending Approval:

**ALICIA C. BANG-OA**  
FAD Chief

Date:

Approved By:

**AGNES A. DE LEON, CESO V**  
Assistant Regional Director/In-Charge of Office

Date:

MONTHLY REPORT OF DISBURSEMENTS  
For the month of October 2021

Department Department of the Interior and Local Government (DILG)  
Agency/Entity Office of the Secretary  
Operating Unit Regional Office - I  
Organization Code (UACS) 14 001 0300001  
Fund Cluster 01 Regular Agency Fund

Particulars	Current Year Budget					Prior Year's Budget											Trust Liabilities				Grand Total					Remarks		
	PS	MOOE	FinEx	CO	TOTAL 6=(2+3+4+5)	Prior Year's Accounts Payable					Current Year's Accounts Payable					SUB-TOTAL 18=(6+17)	PS	MOOE	CO	TOTAL 22=(19+20+21)	PS	MOOE	FinEx	CO	TOTAL 27=(23+24+25+26)			
						PS	MOOE	FinEx	CO	Sub-Total 11=(7+8+9+10)	PS	MOOE	FinEx	CO	Sub-Total 16=(12+13+14+15)												17=(11+16)	19
CASH DISBURSEMENTS	17,068,636.55	17,600,865.27	0.00	0.00	34,669,501.82	0.00	0.00	0.00	0.00	0.00	0.00	546,985.22	0.00	0.00	546,985.22	546,985.22	35,216,487.04	0.00	0.00	0.00	0.00	17,068,636.55	18,147,850.49	0.00	0.00	35,216,487.04		
Notice of Cash Allocation (NCA)	14,897,962.20	2,319,720.53	0.00	0.00	17,217,682.73	0.00	0.00	0.00	0.00	0.00	0.00	133,708.05	0.00	0.00	133,708.05	133,708.05	17,351,390.78	0.00	0.00	0.00	0.00	14,897,962.20	2,453,428.58	0.00	0.00	17,351,390.78		
MDS Checks Issued	0.00	0.00	0.00	0.00	0.00	0.00	0.00	0.00	0.00	0.00	0.00	0.00	0.00	0.00	0.00	0.00	0.00	0.00	0.00	0.00	0.00	0.00	0.00	0.00	0.00	0.00	0.00	
Advice to Debit Account	14,897,962.20	2,319,720.53	0.00	0.00	17,217,682.73	0.00	0.00	0.00	0.00	0.00	0.00	133,708.05	0.00	0.00	133,708.05	133,708.05	17,351,390.78	0.00	0.00	0.00	0.00	14,897,962.20	2,453,428.58	0.00	0.00	17,351,390.78		
Notice of Transfer Allocations (NTA)	14,500.00	15,086,932.40	0.00	0.00	15,101,432.40	0.00	0.00	0.00	0.00	0.00	0.00	402,153.26	0.00	0.00	402,153.26	402,153.26	15,503,585.66	0.00	0.00	0.00	0.00	14,500.00	15,489,085.66	0.00	0.00	15,503,585.66		
MDS Checks Issued	0.00	0.00	0.00	0.00	0.00	0.00	0.00	0.00	0.00	0.00	0.00	0.00	0.00	0.00	0.00	0.00	0.00	0.00	0.00	0.00	0.00	0.00	0.00	0.00	0.00	0.00	0.00	
Advice to Debit Account	14,500.00	15,086,932.40	0.00	0.00	15,101,432.40	0.00	0.00	0.00	0.00	0.00	0.00	402,153.26	0.00	0.00	402,153.26	402,153.26	15,503,585.66	0.00	0.00	0.00	0.00	14,500.00	15,489,085.66	0.00	0.00	15,503,585.66		
Working Fund for FAPs	2,156,174.35	194,212.34	0.00	0.00	2,350,386.69	0.00	0.00	0.00	0.00	0.00	0.00	11,123.91	0.00	0.00	11,123.91	11,123.91	2,361,510.60	0.00	0.00	0.00	0.00	2,156,174.35	205,336.25	0.00	0.00	2,361,510.60		
Cash Disbursement Ceiling (CDC)	0.00	0.00	0.00	0.00	0.00	0.00	0.00	0.00	0.00	0.00	0.00	0.00	0.00	0.00	0.00	0.00	0.00	0.00	0.00	0.00	0.00	0.00	0.00	0.00	0.00	0.00	0.00	
<b>TOTAL CASH DISBURSEMENTS</b>	<b>17,068,636.55</b>	<b>17,600,865.27</b>	<b>0.00</b>	<b>0.00</b>	<b>34,669,501.82</b>	<b>0.00</b>	<b>0.00</b>	<b>0.00</b>	<b>0.00</b>	<b>0.00</b>	<b>0.00</b>	<b>546,985.22</b>	<b>0.00</b>	<b>0.00</b>	<b>546,985.22</b>	<b>546,985.22</b>	<b>35,216,487.04</b>	<b>0.00</b>	<b>0.00</b>	<b>0.00</b>	<b>0.00</b>	<b>17,068,636.55</b>	<b>18,147,850.49</b>	<b>0.00</b>	<b>0.00</b>	<b>35,216,487.04</b>		
NON-CASH DISBURSEMENTS	0.00	0.00	0.00	0.00	0.00	0.00	0.00	0.00	0.00	0.00	0.00	0.00	0.00	0.00	0.00	0.00	0.00	0.00	0.00	0.00	0.00	0.00	0.00	0.00	0.00	0.00	0.00	
Tax Remittance Advances Issued (TRA)	0.00	0.00	0.00	0.00	0.00	0.00	0.00	0.00	0.00	0.00	0.00	0.00	0.00	0.00	0.00	0.00	0.00	0.00	0.00	0.00	0.00	0.00	0.00	0.00	0.00	0.00	0.00	
Non-Cash Availment Authority (NCAA)	0.00	0.00	0.00	0.00	0.00	0.00	0.00	0.00	0.00	0.00	0.00	0.00	0.00	0.00	0.00	0.00	0.00	0.00	0.00	0.00	0.00	0.00	0.00	0.00	0.00	0.00	0.00	
Disbursements effected through outright deductions from claims (please specify...)	0.00	0.00	0.00	0.00	0.00	0.00	0.00	0.00	0.00	0.00	0.00	0.00	0.00	0.00	0.00	0.00	0.00	0.00	0.00	0.00	0.00	0.00	0.00	0.00	0.00	0.00	0.00	
Overpayment of expenses (e.g. personnel benefits)	0.00	0.00	0.00	0.00	0.00	0.00	0.00	0.00	0.00	0.00	0.00	0.00	0.00	0.00	0.00	0.00	0.00	0.00	0.00	0.00	0.00	0.00	0.00	0.00	0.00	0.00	0.00	
Restitution for loss of government property	0.00	0.00	0.00	0.00	0.00	0.00	0.00	0.00	0.00	0.00	0.00	0.00	0.00	0.00	0.00	0.00	0.00	0.00	0.00	0.00	0.00	0.00	0.00	0.00	0.00	0.00	0.00	
Liquidated damages and similar claims	0.00	0.00	0.00	0.00	0.00	0.00	0.00	0.00	0.00	0.00	0.00	0.00	0.00	0.00	0.00	0.00	0.00	0.00	0.00	0.00	0.00	0.00	0.00	0.00	0.00	0.00	0.00	
Others (TEF, BTr, Documentary Stamp Tax, etc.)	0.00	0.00	0.00	0.00	0.00	0.00	0.00	0.00	0.00	0.00	0.00	0.00	0.00	0.00	0.00	0.00	0.00	0.00	0.00	0.00	0.00	0.00	0.00	0.00	0.00	0.00	0.00	
<b>TOTAL NON-CASH DISBURSEMENTS</b>	<b>0.00</b>	<b>0.00</b>	<b>0.00</b>	<b>0.00</b>	<b>0.00</b>	<b>0.00</b>	<b>0.00</b>	<b>0.00</b>	<b>0.00</b>	<b>0.00</b>	<b>0.00</b>	<b>0.00</b>	<b>0.00</b>	<b>0.00</b>	<b>0.00</b>	<b>0.00</b>	<b>0.00</b>	<b>0.00</b>	<b>0.00</b>	<b>0.00</b>	<b>0.00</b>	<b>0.00</b>	<b>0.00</b>	<b>0.00</b>	<b>0.00</b>	<b>0.00</b>	<b>0.00</b>	
<b>GRAND TOTAL</b>	<b>17,068,636.55</b>	<b>17,600,865.27</b>	<b>0.00</b>	<b>0.00</b>	<b>34,669,501.82</b>	<b>0.00</b>	<b>0.00</b>	<b>0.00</b>	<b>0.00</b>	<b>0.00</b>	<b>0.00</b>	<b>546,985.22</b>	<b>0.00</b>	<b>0.00</b>	<b>546,985.22</b>	<b>546,985.22</b>	<b>35,216,487.04</b>	<b>0.00</b>	<b>0.00</b>	<b>0.00</b>	<b>0.00</b>	<b>17,068,636.55</b>	<b>18,147,850.49</b>	<b>0.00</b>	<b>0.00</b>	<b>35,216,487.04</b>		

SUMMARY

Particulars (1)	Previous Report (2)	This Month (3)	As at Date (4)
Total Disbursement Authorities Received	318,969,165.33	36,182,096.26	355,151,261.59
NCA	180,064,000.00	18,317,000.00	198,381,000.00
NTA	119,268,608.53	15,503,585.66	134,772,194.19
Working Fund	0.00	0.00	0.00
TRA	19,636,556.80	2,361,510.60	21,998,067.40
CDC	0.00	0.00	0.00
NCAA	0.00	0.00	0.00
Less: Notice of Transfer of Allocations (NTA)* issued	0.00	0.00	0.00
Total Disbursement Authorities Available	318,969,165.33	36,182,096.26	355,151,261.59
Less:	0.00	0.00	0.00
Lapsed NCA	472.20	0.00	472.20
Disbursements	318,968,693.13	35,216,487.04	354,185,180.17
Less: Other Non-Cash Disbursements	0.00	0.00	0.00
Disbursements effected through outright deductions from claims	0.00	0.00	0.00
Overpayment of expenses (e.g. personnel benefits)	0.00	0.00	0.00
Restitution for loss of government property	0.00	0.00	0.00
Liquidated damages and similar claims	0.00	0.00	0.00
Others (e.g. TEF, BTr, Docs Stamp, etc.)	0.00	0.00	0.00
Add/Less: Adjustments (e.g. cancelled/staled checks)	0.00	0.00	0.00
Balance of Disbursement Authorities as at date	0.00	965,609.22	965,609.22
Total Disbursements Program	180,064,000.00	18,317,000.00	198,381,000.00
Less: *Actual Disbursements	318,968,693.13	35,216,487.04	354,185,180.17
(Over)/Under spending	(138,904,693.13)	(16,899,487.04)	(155,804,180.17)

Notes: \* The use of NTA is discouraged  
Notes: \*\* Amounts should tally with the grand total disbursement (column 27).

Certified Correct:

CHRISTINE JOY G. FLORES  
Regional Accountant  
Date:

Recommending Approval:

ALICIA C. BANG-OA  
FAD Chief  
Date:

Approved By:

JULIE J. DAQUIOAG, Ph., D. CESO III  
Regional Director  
Date:

MONTHLY REPORT OF DISBURSEMENTS

For the month of November 2021

Department: Department of the Interior and Local Government (DILG)  
 Agency/Entity: Office of the Secretary  
 Operating Unit: Regional Office - I  
 Organization Code (UACS): 14 001 0300001  
 Fund Cluster: 01 Regular Agency Fund

Particulars	Current Year Budget					Prior Year's Budget										SUB-TOTAL	Trust Liabilities				Grand Total				Remarks			
	PS	MOOE	FinEx	CO	TOTAL	Prior Year's Accounts Payable					Current Year's Accounts Payable						TOTAL	PS	MOOE	CO	TOTAL	PS	MOOE	FinEx		CO	TOTAL	
						PS	MOOE	FinEx	CO	Sub-Total	PS	MOOE	FinEx	CO	Sub-Total													
1	2	3	4	5	6=(2+3+4+5)	7	8	9	10	11=(7+8+9+10)	12	13	14	15	16=(12+13+14+15)	17=(11+16)	18=(6+17)	19	20	21	22=(19+20+21)	23	24	25	26	27=(23+24+25+26)	28	
CASH DISBURSEMENTS	33,422,726.76	16,894,191.50	0.00	0.00	50,316,918.26	0.00	1,303,636.56	0.00	0.00	1,303,636.56	0.00	0.00	0.00	0.00	0.00	1,303,636.56	51,620,554.82	0.00	0.00	0.00	0.00	33,422,726.76	18,197,828.06	0.00	0.00	51,620,554.82		
Notice of Cash Allocation (NCA)	33,422,726.76	664,207.51	0.00	0.00	34,086,934.27	0.00	138,674.95	0.00	0.00	138,674.95	0.00	0.00	0.00	0.00	0.00	138,674.95	34,225,609.22	0.00	0.00	0.00	0.00	33,422,726.76	802,882.46	0.00	0.00	34,225,609.22		
MDS Checks Issued	0.00	0.00	0.00	0.00	0.00	0.00	0.00	0.00	0.00	0.00	0.00	0.00	0.00	0.00	0.00	0.00	0.00	0.00	0.00	0.00	0.00	0.00	0.00	0.00	0.00	0.00	0.00	
Advice to Debit Account	33,422,726.76	664,207.51	0.00	0.00	34,086,934.27	0.00	138,674.95	0.00	0.00	138,674.95	0.00	0.00	0.00	0.00	0.00	138,674.95	34,225,609.22	0.00	0.00	0.00	0.00	33,422,726.76	802,882.46	0.00	0.00	34,225,609.22		
Notice of Transfer Allocations (NTA)	0.00	16,229,983.99	0.00	0.00	16,229,983.99	0.00	1,164,961.61	0.00	0.00	1,164,961.61	0.00	0.00	0.00	0.00	0.00	1,164,961.61	17,394,945.60	0.00	0.00	0.00	0.00	0.00	17,394,945.60	0.00	0.00	17,394,945.60		
MDS Checks Issued	0.00	0.00	0.00	0.00	0.00	0.00	0.00	0.00	0.00	0.00	0.00	0.00	0.00	0.00	0.00	0.00	0.00	0.00	0.00	0.00	0.00	0.00	0.00	0.00	0.00	0.00	0.00	
Advice to Debit Account	0.00	16,229,983.99	0.00	0.00	16,229,983.99	0.00	1,164,961.61	0.00	0.00	1,164,961.61	0.00	0.00	0.00	0.00	0.00	1,164,961.61	17,394,945.60	0.00	0.00	0.00	0.00	0.00	17,394,945.60	0.00	0.00	17,394,945.60		
Working Fund for FAPs	0.00	0.00	0.00	0.00	0.00	0.00	0.00	0.00	0.00	0.00	0.00	0.00	0.00	0.00	0.00	0.00	0.00	0.00	0.00	0.00	0.00	0.00	0.00	0.00	0.00	0.00	0.00	
Cash Disbursement Ceiling (CDC)	0.00	0.00	0.00	0.00	0.00	0.00	0.00	0.00	0.00	0.00	0.00	0.00	0.00	0.00	0.00	0.00	0.00	0.00	0.00	0.00	0.00	0.00	0.00	0.00	0.00	0.00	0.00	
<b>TOTAL CASH DISBURSEMENTS</b>	<b>33,422,726.76</b>	<b>16,894,191.50</b>	<b>0.00</b>	<b>0.00</b>	<b>50,316,918.26</b>	<b>0.00</b>	<b>1,303,636.56</b>	<b>0.00</b>	<b>0.00</b>	<b>1,303,636.56</b>	<b>0.00</b>	<b>0.00</b>	<b>0.00</b>	<b>0.00</b>	<b>0.00</b>	<b>1,303,636.56</b>	<b>51,620,554.82</b>	<b>0.00</b>	<b>0.00</b>	<b>0.00</b>	<b>0.00</b>	<b>33,422,726.76</b>	<b>18,197,828.06</b>	<b>0.00</b>	<b>0.00</b>	<b>51,620,554.82</b>		
NON-CASH DISBURSEMENTS	2,063,716.52	125,494.30	0.00	0.00	2,189,210.82	0.00	14,126.83	0.00	0.00	14,126.83	0.00	0.00	0.00	0.00	0.00	14,126.83	2,203,337.65	0.00	0.00	0.00	0.00	2,063,716.52	139,621.13	0.00	0.00	2,203,337.65		
Tax Remittance Advices Issued (TRA)	2,063,716.52	125,494.30	0.00	0.00	2,189,210.82	0.00	14,126.83	0.00	0.00	14,126.83	0.00	0.00	0.00	0.00	0.00	14,126.83	2,203,337.65	0.00	0.00	0.00	0.00	2,063,716.52	139,621.13	0.00	0.00	2,203,337.65		
Non-Cash Availment Authority (NCAA)	0.00	0.00	0.00	0.00	0.00	0.00	0.00	0.00	0.00	0.00	0.00	0.00	0.00	0.00	0.00	0.00	0.00	0.00	0.00	0.00	0.00	0.00	0.00	0.00	0.00	0.00	0.00	
Disbursements effected through outright deductions from claims (please specify...)	0.00	0.00	0.00	0.00	0.00	0.00	0.00	0.00	0.00	0.00	0.00	0.00	0.00	0.00	0.00	0.00	0.00	0.00	0.00	0.00	0.00	0.00	0.00	0.00	0.00	0.00	0.00	
Overpayment of expenses (e.g. personnel benefits)	0.00	0.00	0.00	0.00	0.00	0.00	0.00	0.00	0.00	0.00	0.00	0.00	0.00	0.00	0.00	0.00	0.00	0.00	0.00	0.00	0.00	0.00	0.00	0.00	0.00	0.00	0.00	
Restitution for loss of government property	0.00	0.00	0.00	0.00	0.00	0.00	0.00	0.00	0.00	0.00	0.00	0.00	0.00	0.00	0.00	0.00	0.00	0.00	0.00	0.00	0.00	0.00	0.00	0.00	0.00	0.00	0.00	
Liquidated damages and similar claims	0.00	0.00	0.00	0.00	0.00	0.00	0.00	0.00	0.00	0.00	0.00	0.00	0.00	0.00	0.00	0.00	0.00	0.00	0.00	0.00	0.00	0.00	0.00	0.00	0.00	0.00	0.00	
Others (TEF, BTR, Documentary Stamp Tax, etc.)	0.00	0.00	0.00	0.00	0.00	0.00	0.00	0.00	0.00	0.00	0.00	0.00	0.00	0.00	0.00	0.00	0.00	0.00	0.00	0.00	0.00	0.00	0.00	0.00	0.00	0.00	0.00	
<b>TOTAL NON-CASH DISBURSEMENTS</b>	<b>2,063,716.52</b>	<b>125,494.30</b>	<b>0.00</b>	<b>0.00</b>	<b>2,189,210.82</b>	<b>0.00</b>	<b>14,126.83</b>	<b>0.00</b>	<b>0.00</b>	<b>14,126.83</b>	<b>0.00</b>	<b>0.00</b>	<b>0.00</b>	<b>0.00</b>	<b>0.00</b>	<b>14,126.83</b>	<b>2,203,337.65</b>	<b>0.00</b>	<b>0.00</b>	<b>0.00</b>	<b>0.00</b>	<b>2,063,716.52</b>	<b>139,621.13</b>	<b>0.00</b>	<b>0.00</b>	<b>2,203,337.65</b>		
<b>GRAND TOTAL</b>	<b>35,486,443.28</b>	<b>17,019,685.80</b>	<b>0.00</b>	<b>0.00</b>	<b>52,506,129.08</b>	<b>0.00</b>	<b>1,317,763.39</b>	<b>0.00</b>	<b>0.00</b>	<b>1,317,763.39</b>	<b>0.00</b>	<b>0.00</b>	<b>0.00</b>	<b>0.00</b>	<b>0.00</b>	<b>1,317,763.39</b>	<b>53,823,892.47</b>	<b>0.00</b>	<b>0.00</b>	<b>0.00</b>	<b>0.00</b>	<b>35,486,443.28</b>	<b>18,337,449.19</b>	<b>0.00</b>	<b>0.00</b>	<b>53,823,892.47</b>		

SUMMARY

Particulars	Previous Report	This Month	As at Date
(1)	(2)	(3)	(4)
Total Disbursement Authorities Received	355,151,261.59	63,453,488.99	418,604,750.58
NCA	198,381,000.00	33,260,000.00	231,641,000.00
NTA	134,772,194.19	27,990,151.34	162,762,345.53
Working Fund	0.00	0.00	0.00
TRA	21,998,067.40	2,203,337.65	24,201,405.05
CDC	0.00	0.00	0.00
NCAA	0.00	0.00	0.00
Less: Notice of Transfer of Allocations (NTA)* issued	0.00	0.00	0.00
Total Disbursement Authorities Available	355,151,261.59	63,453,488.99	418,604,750.58
Less:	0.00	0.00	0.00
Lapsed NCA	472.20	0.00	472.20
Disbursements	354,185,180.17	53,823,892.47	408,009,072.64
Less: Other Non-Cash Disbursements	0.00	0.00	0.00
Disbursements effected through outright deductions from claims	0.00	0.00	0.00
Overpayment of expenses (e.g. personnel benefits)	0.00	0.00	0.00
Restitution for loss of government property	0.00	0.00	0.00
Liquidated damages and similar claims	0.00	0.00	0.00
Others (e.g. TEF, BTR, Docs Stamp, etc.)	0.00	0.00	0.00
Add: Less: Adjustments (e.g. cancelled/staled checks)	0.00	0.00	0.00
Balance of Disbursement Authorities as at date	965,809.22	9,629,596.52	10,595,205.74
Total Disbursements Program	198,381,000.00	33,260,000.00	231,641,000.00
Less: *Actual Disbursements	354,185,180.17	53,823,892.47	408,009,072.64
(Over)/Under spending	(155,804,180.17)	(20,563,892.47)	(176,368,072.64)

Notes: \* The use of NTA is discouraged  
 Notes: \*\* Amounts should tally with the grand total disbursement (column 27).

Certified Correct:

**CHRISTINE JOY G. FLORES**  
 Regional Accountant

Recommending Approval:

**ALICIA C. BANG-OA**  
 FAD Chief

Approved By:

**JULIE J. DAQUIOAG, Ph.D., CESO III**  
 Regional Director

Date:

Date:

Date:

**MONTHLY REPORT OF DISBURSEMENTS**  
For the month of December 2021

Department: Department of the Interior and Local Government (DILG)  
 Agency/Entity: Office of the Secretary  
 Operating Unit: Regional Office - I  
 Organization Code: 14 001 0300001  
 Fund Cluster: 01 Regular Agency Fund

Particulars	Current Year Budget					Prior Year's Budget											Trust Liabilities				Grand Total					Remarks		
	PS	MOOE	FinEx	CO	TOTAL	Prior Year's Accounts Payable					Current Year's Accounts Payable						TOTAL	SUB-TOTAL	PS	MOOE	CO	TOTAL	PS	MOOE	FinEx		CO	TOTAL
						PS	MOOE	FinEx	CO	Sub-Total	PS	MOO	FinE	CO	Sub-Total	17=(11+16)												
1	2	3	4	5	6=(2+3+4+5)	7	8	9	10	11=(7+8+9+10)	12	13	14	15	16=(12+13+14+15)	17	18	19	20	21	22	23	24	25	26	27	28	
CASH DISBURSEMENTS	26,583,914.7	26,182,018.9	0.00	0.00	52,765,933.68	0.00	1,436,364.45	0.00	0.00	1,436,364.45	0.00	0.00	0.00	0.00	0.00	1,436,364.45	54,202,298.1	0.00	0.00	0.00	0.00	26,583,914.7	27,618,383.4	0.00	0.00	0.00	54,202,298.13	
Notice of Cash Allocation (NCA)	25,072,077.3	9,590,700.36	0.00	0.00	34,662,777.70	0.00	170,277.32	0.00	0.00	170,277.32	0.00	0.00	0.00	0.00	0.00	170,277.32	34,833,055.0	0.00	0.00	0.00	0.00	25,072,077.3	9,760,977.68	0.00	0.00	0.00	34,833,055.02	
MDS Checks Issued	0.00	0.00	0.00	0.00	0.00	0.00	0.00	0.00	0.00	0.00	0.00	0.00	0.00	0.00	0.00	0.00	0.00	0.00	0.00	0.00	0.00	0.00	0.00	0.00	0.00	0.00	0.00	0.00
Advice to Debit Account	25,072,077.3	9,590,700.36	0.00	0.00	34,662,777.70	0.00	170,277.32	0.00	0.00	170,277.32	0.00	0.00	0.00	0.00	0.00	170,277.32	34,833,055.0	0.00	0.00	0.00	0.00	25,072,077.3	9,760,977.68	0.00	0.00	0.00	34,833,055.02	
Notice of Transfer Allocations (NTA)	1,511,837.36	16,591,318.6	0.00	0.00	18,103,155.98	0.00	1,266,087.13	0.00	0.00	1,266,087.13	0.00	0.00	0.00	0.00	0.00	1,266,087.13	19,369,243.1	0.00	0.00	0.00	0.00	1,511,837.36	17,857,405.7	0.00	0.00	0.00	19,369,243.11	
MDS Checks Issued	0.00	0.00	0.00	0.00	0.00	0.00	0.00	0.00	0.00	0.00	0.00	0.00	0.00	0.00	0.00	0.00	0.00	0.00	0.00	0.00	0.00	0.00	0.00	0.00	0.00	0.00	0.00	0.00
Advice to Debit Account	1,511,837.36	16,591,318.6	0.00	0.00	18,103,155.98	0.00	1,266,087.13	0.00	0.00	1,266,087.13	0.00	0.00	0.00	0.00	0.00	1,266,087.13	19,369,243.1	0.00	0.00	0.00	0.00	1,511,837.36	17,857,405.7	0.00	0.00	0.00	19,369,243.11	
Working Fund for FAPs	0.00	0.00	0.00	0.00	0.00	0.00	0.00	0.00	0.00	0.00	0.00	0.00	0.00	0.00	0.00	0.00	0.00	0.00	0.00	0.00	0.00	0.00	0.00	0.00	0.00	0.00	0.00	0.00
Cash Disbursement Ceiling (CDC)	0.00	0.00	0.00	0.00	0.00	0.00	0.00	0.00	0.00	0.00	0.00	0.00	0.00	0.00	0.00	0.00	0.00	0.00	0.00	0.00	0.00	0.00	0.00	0.00	0.00	0.00	0.00	0.00
<b>TOTAL CASH DISBURSEMENTS</b>	<b>26,583,914.7</b>	<b>26,182,018.9</b>	<b>0.00</b>	<b>0.00</b>	<b>52,765,933.68</b>	<b>0.00</b>	<b>1,436,364.45</b>	<b>0.00</b>	<b>0.00</b>	<b>1,436,364.45</b>	<b>0.00</b>	<b>0.00</b>	<b>0.00</b>	<b>0.00</b>	<b>0.00</b>	<b>1,436,364.45</b>	<b>54,202,298.1</b>	<b>0.00</b>	<b>0.00</b>	<b>0.00</b>	<b>0.00</b>	<b>26,583,914.7</b>	<b>27,618,383.4</b>	<b>0.00</b>	<b>0.00</b>	<b>0.00</b>	<b>54,202,298.13</b>	
NON-CASH DISBURSEMENTS	2,689,732.19	280,878.60	0.00	0.00	2,970,610.79	0.00	56,687.31	0.00	0.00	56,687.31	0.00	0.00	0.00	0.00	0.00	56,687.31	3,027,298.10	0.00	0.00	0.00	0.00	2,689,732.19	337,565.91	0.00	0.00	0.00	3,027,298.10	
Tax Remittance Advices Issued	2,689,732.19	280,878.60	0.00	0.00	2,970,610.79	0.00	56,687.31	0.00	0.00	56,687.31	0.00	0.00	0.00	0.00	0.00	56,687.31	3,027,298.10	0.00	0.00	0.00	0.00	2,689,732.19	337,565.91	0.00	0.00	0.00	3,027,298.10	
Non-Cash Availment Authority	0.00	0.00	0.00	0.00	0.00	0.00	0.00	0.00	0.00	0.00	0.00	0.00	0.00	0.00	0.00	0.00	0.00	0.00	0.00	0.00	0.00	0.00	0.00	0.00	0.00	0.00	0.00	0.00
Disbursements effected through outright deductions from claims (please	0.00	0.00	0.00	0.00	0.00	0.00	0.00	0.00	0.00	0.00	0.00	0.00	0.00	0.00	0.00	0.00	0.00	0.00	0.00	0.00	0.00	0.00	0.00	0.00	0.00	0.00	0.00	0.00
Overpayment of expenses(e.g. personnel benefits)	0.00	0.00	0.00	0.00	0.00	0.00	0.00	0.00	0.00	0.00	0.00	0.00	0.00	0.00	0.00	0.00	0.00	0.00	0.00	0.00	0.00	0.00	0.00	0.00	0.00	0.00	0.00	0.00
Restitution for loss of government	0.00	0.00	0.00	0.00	0.00	0.00	0.00	0.00	0.00	0.00	0.00	0.00	0.00	0.00	0.00	0.00	0.00	0.00	0.00	0.00	0.00	0.00	0.00	0.00	0.00	0.00	0.00	0.00
Liquidated damages and similar	0.00	0.00	0.00	0.00	0.00	0.00	0.00	0.00	0.00	0.00	0.00	0.00	0.00	0.00	0.00	0.00	0.00	0.00	0.00	0.00	0.00	0.00	0.00	0.00	0.00	0.00	0.00	0.00
Others(TEF, BTR-Documentary Stamp	0.00	0.00	0.00	0.00	0.00	0.00	0.00	0.00	0.00	0.00	0.00	0.00	0.00	0.00	0.00	0.00	0.00	0.00	0.00	0.00	0.00	0.00	0.00	0.00	0.00	0.00	0.00	0.00
<b>TOTAL NON-CASH</b>	<b>2,689,732.19</b>	<b>280,878.60</b>	<b>0.00</b>	<b>0.00</b>	<b>2,970,610.79</b>	<b>0.00</b>	<b>56,687.31</b>	<b>0.00</b>	<b>0.00</b>	<b>56,687.31</b>	<b>0.00</b>	<b>0.00</b>	<b>0.00</b>	<b>0.00</b>	<b>0.00</b>	<b>56,687.31</b>	<b>3,027,298.10</b>	<b>0.00</b>	<b>0.00</b>	<b>0.00</b>	<b>0.00</b>	<b>2,689,732.19</b>	<b>337,565.91</b>	<b>0.00</b>	<b>0.00</b>	<b>0.00</b>	<b>3,027,298.10</b>	
<b>GRAND TOTAL</b>	<b>29,273,646.8</b>	<b>26,462,897.5</b>	<b>0.00</b>	<b>0.00</b>	<b>55,736,544.47</b>	<b>0.00</b>	<b>1,493,051.76</b>	<b>0.00</b>	<b>0.00</b>	<b>1,493,051.76</b>	<b>0.00</b>	<b>0.00</b>	<b>0.00</b>	<b>0.00</b>	<b>0.00</b>	<b>1,493,051.76</b>	<b>57,229,596.2</b>	<b>0.00</b>	<b>0.00</b>	<b>0.00</b>	<b>0.00</b>	<b>29,273,646.8</b>	<b>27,955,949.3</b>	<b>0.00</b>	<b>0.00</b>	<b>0.00</b>	<b>57,229,596.23</b>	

**SUMMARY**

Particulars (1)	Previous Report (2)	This Month (3)	As at Date (4)
Total Disbursement Authorities Received	418,604,750.58	51,116,462.96	469,721,213.54
NCA	231,641,000.00	34,833,055.00	266,474,055.00
NTA	162,762,345.53	13,256,109.86	176,018,455.39
Working Fund	0.00	0.00	0.00
TRA	24,201,405.05	3,027,298.10	27,228,703.15
CDC	0.00	0.00	0.00
NCAA	0.00	0.00	0.00
Less: Notice of Transfer of Allocations (NTA)* issued	0.00	0.00	0.00
Total Disbursement Authorities Available	418,604,750.58	51,116,462.96	469,721,213.54
Less:	0.00	0.00	0.00
Lapsed NCA Disbursements	472.20	4,482,072.47	4,482,544.67
Less: Other Non-Cash Disbursements	0.00	0.00	0.00
Disbursements effected through outright deductions from claims	0.00	0.00	0.00
Overpayment of expenses(e.g. personnel benefits)	0.00	0.00	0.00
Restitution for loss of government property	0.00	0.00	0.00
Liquidated damages and similar claims	0.00	0.00	0.00
Others (e.g. TEF, BTR, Docs Stamp, etc.)	0.00	0.00	0.00
Add/Less: Adjustments (e.g. cancelled/staled checks)	0.00	0.00	0.00
Balance of Disbursement Authorities as at date	10,595,205.74	(10,595,205.74)	0.00
Total Disbursements Program	231,641,000.00	34,833,055.00	266,474,055.00
Less: *Actual Disbursements	408,009,072.64	57,229,596.23	465,238,668.87
(Over)/Under spending	(176,368,072.64)	(22,396,541.23)	(198,764,613.87)

Notes: \* The use of NTA is discouraged  
 Notes: \*\* Amounts should tally with the grand total disbursement column

Certified Correct:  
  
 CHRISTINE JOY R. FLORES  
 Regional Accountant  
 Date:

Recommended by:  
  
 ALICIA C. BANAGA  
 FAD Chief  
 Date:

Approved By:  
  
 JULIE J. DAQUIOAG Ph.D., CESO III  
 Regional Director  
 Date: