

MONTHLY REPORT OF DISBURSEMENTS
For the month of DECEMBER 2020

FAR NO. 4

Department : Department of the Interior and Local Government
 Agency : Department of the Interior and Local Government
 Operating Unit : Region I
 Organization Cod : 140010300001
 Funding Source Cod : 01101101

PARTICULARS	CURRENT YEAR BUDGET					PRIOR YEAR'S BUDGET											SUB-TOTAL	TRUST LIABILITIES			GRAND TOTAL					Remarks
	PS	MOOE	Fin. Exp.	CO	TOTAL	PRIOR YEAR'S A/P					CURRENT YEAR'S A/P							TOTAL	PS	MOOE	Fin. Exp.	CO	TOTAL			
						PS	MOOE	Fin. Exp.	CO	Sub-Total	PS	MOOE	Fin. Exp.	CO	Sub-Total											
1	2	3	4	5	6=(2+3+4+5)	7	8	9	10	11=(7+8+9+10)	12	13	14	15	16=(12+13+14+15)	17=(11+16)	18=(6+17)	#	#	22= 19 +20 +21	23	24	25	26	27=(23+24+25+26)	28
Notice of Cash Allocation (NCA) MDS Checks Issued Advice to Debit Account	23,401,338.45	2,419,808.32	-	-	25,821,146.77	-	-	-	-	-	-	8,400.00	-	-	8,400.00	8,400.00	25,829,546.77	-	-	-	23,401,338.45	2,428,208.32	#	-	-	25,829,546.77
Notice of Transfer of Allocation (NTA) MDS Checks Issued Advice to Debit Account	220,966.66	89,357,259.21	-	-	89,578,225.87	-	-	-	-	-	-	772,063.75	-	-	772,063.75	772,063.75	90,350,289.62	-	-	-	220,966.66	90,129,322.96	-	-	-	90,350,289.62
Working Fund (NCA Issued to BTR) Tax Remittance Advices Issued (TRA)	2,491,415.31	822,475.23	-	-	3,313,890.54	-	-	-	-	-	-	30,996.25	-	-	30,996.25	30,996.25	3,344,886.79	-	-	-	2,491,415.31	853,471.48	-	-	-	3,344,886.79
Cash Disbursement Ceiling (CDC) Non-Cash Availment Authority (NCAA) Others (CDT, BTR Docs Stamp, etc.)	-	-	-	-	-	-	-	-	-	-	-	-	-	-	-	-	-	-	-	-	-	-	-	-	-	-
TOTAL	26,113,720.42	92,599,542.76	#	-	118,713,263.18	-	-	#	#	-	-	811,460.00	#	#	811,460.00	811,460.00	3,344,886.79	-	-	-	26,113,720.42	93,411,002.76	#	-	-	119,524,723.18

Notes: The use of NTA is discouraged
 *Amounts should tally 2,491,415.31

SUMMARY:	Previous Report	This month	As of Date
Total Disbursement Authorities Received			
NCA	243,082,911.00	-	243,082,911.00
NTA	125,892,925.67	39,883,138.66	165,776,064.33
Working Fund	-	-	-
TRA	21,521,297.56	3,344,886.79	24,866,184.35
CDC	-	-	-
NCAA	-	-	-
Others (CDT, BTR Docs Stamp, etc.)	-	-	-
Less: Notice of Transfer Allocations (NTA)* issued	-	-	-
Total Disbursements Authorities Available	390,497,134.23	43,228,025.45	433,725,159.68
Less: Lapsed NCA	46,890.31	11,606,425.83	11,733,316.14
Disbursements *	302,467,120.36	119,524,723.18	421,991,843.54
Balance of Disbursements Authorities as of to date	87,983,123.56	(87,983,123.56)	-
Total Disbursement Program (Total NCA)	243,082,911.00	-	243,082,911.00
Less: Actual Disbursements	302,467,120.36	119,524,723.18	421,991,843.54
(Over)/Under Spending	(59,384,209.36)	(119,524,723.18)	(178,908,932.54)

Verified Correct:
 CHRISTINE JOY G. FLORES
 OIC Agency Chief Accountant
 Date:

Approved By:
 JAMES F. FADRILAN, CESQ III
 Head of Agency or Authorized Representative
 Date:

MONTHLY REPORT OF DISBURSEMENTS
For the month of November 2020

Department : Department of the Interior and Local Government (DILG)
Agency/Entity : Office of the Secretary
Operating Unit : Regional Office - I
Organization Code : 14 001 0300001
Fund Cluster : 01 Regular Agency Fund

Main table with columns: Particulars, Current Year Budget (PS, MOOE, FinEx, CO, TOTAL), Prior Year's Accounts Payable (PS, MOOE, FinEx, CO, Sub-Total), Current Year's Accounts Payable (PS, MOOE, FinEx, CO, Sub-Total), SUB-TOTAL, Trust Liabilities (PS, MOOE, CO, TOTAL), Grand Total (PS, MOOE, FinEx, CO, TOTAL), Remarks.

SUMMARY

Summary table with columns: Particulars (1), Previous Report (2), This Month (3), As at Date (4). Rows include Total Disbursement Authorities Received, NCA, NTA, Working Fund, TRA, CDC, NCAA, Less: Notice of Transfer of Allocations (NTA) Issued, Total Disbursement Authorities Available, Less: Lapsed NCA, Disbursements, Less: Other Non-Cash Disbursements, Balance of Disbursement Authorities as at date, Total Disbursements Program, Less: Actual Disbursements, (Over)/Under spending.

Notes: * The use of NTA is discouraged
Notes: ** Amounts should tally with the grand total disbursement (column 27).

Certified Correct:

CHRISTINE FLORIS
D/C RECL ACCT

Date:

Recommending

AUCIA C. BANG-DA
FAD CHIEF

Approved By:

JAMES F. FABRILAN, CESM
REGIONAL DIRECTOR

MONTHLY REPORT OF DISBURSEMENTS
For the month of October 2020

Department : Department of the Interior and Local Government (DILG)
Agency/Entity : Office of the Secretary
Operating Unit : Regional Office - I
Organization Code : 14 001 030001
Fund Classifier : 01 Regular Agency Fund

Main financial report table with columns for Particulars, Current Year Budget (PS, MOOE, FinEx, CO, TOTAL), Prior Year's Accounts Payable, Current Year's Accounts Payable, Trust Liabilities, Grand Total, and Remarks. Includes rows for CASH DISBURSEMENTS, NON-CASH DISBURSEMENTS, and GRAND TOTAL.

SUMMARY table with columns for Particulars, Previous Report, This Month, and As at Date. Provides a high-level overview of disbursement authorities received, available, and actual spending.

Notes: * The use of NTA is discouraged
Notes: ** Amounts should tally with the grand total disbursement (column 27).

Certified Correct: [Signature]
CHRISTINE G. FLUG
OBJECT ACCT
Date:

Recommending Approval: [Signature]
ALICIA C. PANG-ON
FPO CHIEF
Date:

Approved By: [Signature]
JAMES E. FERRILAN, CESM III
REGIONAL DIRECTOR
Date:

MONTHLY REPORT OF DISBURSEMENTS
For the month of September 2020

Department : Department of the Interior and Local Government (DILG)
 Agency/Entity : Office of the Secretary
 Operating Unit : Regional Office - I
 Organization Code : 14 001 030001
 Fund Cluster : 01 Regular Agency Fund

Particulars	Current Year Budget					Prior Year's Budget										Current Year's Accounts Payable					SUB-TOTAL	Trust Liabilities					Grand Total					Remarks
	PS	MOOE	FinEx	CO	TOTAL	PS	MOOE	FinEx	CO	Sub-Total	PS	MOOE	FinEx	CO	Sub-Total	TOTAL	PS	MOOE	CO	TOTAL		PS	MOOE	FinEx	CO	TOTAL						
CASH DISBURSEMENTS	25,000,603.04	12,816,891.79	0.00	140,951.96	39,958,646.79	0.00	0.00	0.00	0.00	0.00	169,000.00	556,873.00	0.00	0.00	719,873.00	719,873.00	39,678,316.79	0.00	0.00	0.00	0.00	25,069,603.04	12,467,551.79	0.00	140,951.96	39,678,316.79						
Notice of Cash Allocation (NCA)	24,158,646.21	2,699,048.14	0.00	140,951.96	26,998,646.31	0.00	0.00	0.00	0.00	0.00	168,500.00	23,760.00	0.00	0.00	192,260.00	192,260.00	27,173,196.31	0.00	0.00	0.00	0.00	24,206,446.21	2,722,796.14	0.00	140,851.96	27,173,166.31						
MOS Checks Issued	0.00	0.00	0.00	0.00	0.00	0.00	0.00	0.00	0.00	0.00	0.00	0.00	0.00	0.00	0.00	0.00	0.00	0.00	0.00	0.00	0.00	0.00	0.00	0.00	0.00	0.00	0.00	0.00				
Agency to Dept Account	24,158,646.21	2,699,048.14	0.00	140,951.96	26,998,646.31	0.00	0.00	0.00	0.00	0.00	168,500.00	23,760.00	0.00	0.00	192,260.00	192,260.00	27,173,196.31	0.00	0.00	0.00	0.00	24,206,446.21	2,722,796.14	0.00	140,851.96	27,173,166.31						
Notice of Transfer Allocations (NTA)	1,749,856.83	19,217,843.65	0.00	0.00	11,967,703.48	0.00	0.00	0.00	0.00	0.00	10,900.00	526,920.00	0.00	0.00	537,820.00	537,820.00	12,505,120.48	0.00	0.00	0.00	0.00	1,760,356.83	10,744,763.65	0.00	0.00	12,505,120.48						
MOS Disbursement	0.00	0.00	0.00	0.00	0.00	0.00	0.00	0.00	0.00	0.00	0.00	0.00	0.00	0.00	0.00	0.00	0.00	0.00	0.00	0.00	0.00	0.00	0.00	0.00	0.00	0.00	0.00	0.00				
Agency to Dept	1,749,856.83	19,217,843.65	0.00	0.00	11,967,703.48	0.00	0.00	0.00	0.00	0.00	10,900.00	526,920.00	0.00	0.00	537,820.00	537,820.00	12,505,120.48	0.00	0.00	0.00	0.00	1,760,356.83	10,744,763.65	0.00	0.00	12,505,120.48						
Working Fund	0.00	0.00	0.00	0.00	0.00	0.00	0.00	0.00	0.00	0.00	0.00	0.00	0.00	0.00	0.00	0.00	0.00	0.00	0.00	0.00	0.00	0.00	0.00	0.00	0.00	0.00	0.00	0.00				
Cash Disbursement (CDC)	0.00	0.00	0.00	0.00	0.00	0.00	0.00	0.00	0.00	0.00	0.00	0.00	0.00	0.00	0.00	0.00	0.00	0.00	0.00	0.00	0.00	0.00	0.00	0.00	0.00	0.00	0.00	0.00				
TOTAL CASH DISBURSEMENTS	25,000,603.04	12,816,891.79	0.00	140,951.96	39,958,646.79	0.00	0.00	0.00	0.00	0.00	169,000.00	556,873.00	0.00	0.00	719,873.00	719,873.00	39,678,316.79	0.00	0.00	0.00	0.00	25,069,603.04	12,467,551.79	0.00	140,951.96	39,678,316.79						
NON-CASH DISBURSEMENTS	2,046,976.36	385,934.14	0.00	7,598.04	2,440,510.54	0.00	0.00	0.00	0.00	0.00	0.00	1,750.00	0.00	0.00	1,750.00	1,750.00	2,442,260.54	0.00	0.00	0.00	0.00	2,046,976.36	387,684.14	0.00	7,598.04	2,442,260.54						
Tax Remittance Advices Issued (TRA)	2,046,976.36	385,934.14	0.00	7,598.04	2,440,510.54	0.00	0.00	0.00	0.00	0.00	0.00	1,750.00	0.00	0.00	1,750.00	1,750.00	2,442,260.54	0.00	0.00	0.00	0.00	2,046,976.36	387,684.14	0.00	7,598.04	2,442,260.54						
Non-Cash Allocation Authority (NCAA)	0.00	0.00	0.00	0.00	0.00	0.00	0.00	0.00	0.00	0.00	0.00	0.00	0.00	0.00	0.00	0.00	0.00	0.00	0.00	0.00	0.00	0.00	0.00	0.00	0.00	0.00	0.00	0.00				
Disbursements effected through outright deductions from claims (please specify...)	0.00	0.00	0.00	0.00	0.00	0.00	0.00	0.00	0.00	0.00	0.00	0.00	0.00	0.00	0.00	0.00	0.00	0.00	0.00	0.00	0.00	0.00	0.00	0.00	0.00	0.00	0.00	0.00				
Overpayment of expenses (e.g. personal benefits)	0.00	0.00	0.00	0.00	0.00	0.00	0.00	0.00	0.00	0.00	0.00	0.00	0.00	0.00	0.00	0.00	0.00	0.00	0.00	0.00	0.00	0.00	0.00	0.00	0.00	0.00	0.00	0.00				
Restitution for loss of government property	0.00	0.00	0.00	0.00	0.00	0.00	0.00	0.00	0.00	0.00	0.00	0.00	0.00	0.00	0.00	0.00	0.00	0.00	0.00	0.00	0.00	0.00	0.00	0.00	0.00	0.00	0.00	0.00				
Liquidated damages and similar claims	0.00	0.00	0.00	0.00	0.00	0.00	0.00	0.00	0.00	0.00	0.00	0.00	0.00	0.00	0.00	0.00	0.00	0.00	0.00	0.00	0.00	0.00	0.00	0.00	0.00	0.00	0.00	0.00				
Others (e.g. Documentary Stamp Tax, etc.)	0.00	0.00	0.00	0.00	0.00	0.00	0.00	0.00	0.00	0.00	0.00	0.00	0.00	0.00	0.00	0.00	0.00	0.00	0.00	0.00	0.00	0.00	0.00	0.00	0.00	0.00	0.00	0.00				
TOTAL NON-CASH DISBURSEMENTS	2,046,976.36	385,934.14	0.00	7,598.04	2,440,510.54	0.00	0.00	0.00	0.00	0.00	0.00	1,750.00	0.00	0.00	1,750.00	1,750.00	2,442,260.54	0.00	0.00	0.00	0.00	2,046,976.36	387,684.14	0.00	7,598.04	2,442,260.54						
GRAND TOTAL	27,047,579.40	13,202,825.93	0.00	148,550.00	41,399,157.33	0.00	0.00	0.00	0.00	0.00	169,000.00	582,420.00	0.00	0.00	721,420.00	721,420.00	42,120,577.33	0.00	0.00	0.00	0.00	27,116,781.40	13,855,245.93	0.00	148,950.00	42,120,577.33						

SUMMARY

Particulars	Previous Report	This Month	As at Date
(1)	(2)	(3)	(4)
Total Disbursement Authorities Received	229,927,248.09	5,703,650.15	237,530,898.24
NCA	173,158,972.00	1,309,282.00	174,468,254.00
NTA	49,904,698.71	4,361,747.61	48,856,446.32
Working Fund	0.00	0.00	0.00
TRA	14,863,577.38	2,442,620.54	17,306,197.92
CDC	0.00	0.00	0.00
NCAA	0.00	0.00	0.00
Less: Notice of Transfer of Allocations (NTA) issued	0.00	0.00	0.00
Total Disbursement Authorities Available	229,927,248.09	5,703,650.15	237,530,898.24
Less:	0.00	0.00	0.00
Lapsed NCA	407.07	46,483.24	46,890.31
Disbursements	195,463,430.20	42,120,577.33	237,584,007.53
Less: Other Non-Cash Disbursements	0.00	0.00	0.00
Disbursements effected through outright deductions from claims	0.00	0.00	0.00
Overpayment of expenses (e.g. personal benefits)	0.00	0.00	0.00
Restitution for loss of government property	0.00	0.00	0.00
Liquidated damages and similar claims	0.00	0.00	0.00
Others (e.g. Documentary Stamp Tax, etc.)	0.00	0.00	0.00
Adjust: Adjustments (e.g. cancelled/detached checks)	0.00	0.00	0.00
Balance of Disbursement Authorities as at date	33,463,410.82	(33,463,410.42)	0.40
Total Disbursements Program	173,158,972.00	1,309,282.00	174,468,254.00
Less: Actual Disbursements	195,463,430.20	42,120,577.33	237,584,007.53
(Over)/Under spending	(22,304,458.20)	(40,811,295.33)	(63,115,753.53)

Certified Correct:
CHRISTINE D. ELONES
 OK DEPT. SECRETARY

Recommending Approval:
AUCHA C. BATAK - JR
 FPO CHIEF

Approved By:
JAMES F. FROSTMAN, CESM
 REGIONAL MANAGER

MONTHLY REPORT OF DISBURSEMENTS
For the month of July 2020

Department : Department of the Interior and Local Government (DILG)
Agency/Entity : Office of the Secretary
Operating Unit : Regional Office - I
Organization Code : 14 001 0300001
Fund Cluster : 01 Regular Agency Fund

Main table with columns: Particulars, Current Year Budget (PS, MOOE, FinEx, CO, TOTAL), Prior Year's Accounts Payable, Current Year's Accounts Payable, SUB-TOTAL, Trust Liabilities (PS, MOOE, CO, TOTAL), Grand Total (PS, MOOE, FinEx, CO, TOTAL), Remarks.

SUMMARY table with columns: Particulars, Previous Report (2), This Month (3), As at Date (4).

Summary table rows including: Total Disbursement Authorities Received, NCA, NTA, Working Fund, TRA, CDC, NCAAA, Less: Notice of Transfer of Allocations (NTA) issued, Total Disbursement Authorities Available, Less: Lapsed NCA, Disbursements, Less: Other Non-Cash Disbursements, Disbursements effected through outright deductions from claims, Overpayment of expenses, Restitution for loss of government property, Liquidated damages and similar claims, Others, Add/Less: Adjustments, Balance of Disbursement Authorities as at date, Total Disbursements Program, Less: Actual Disbursements, (Over)/Under spending.

Notes: * The use of NTA is discouraged
Notes: ** Amounts should tally with the grand total disbursement (column 27).

Certified Correct:

CHRISTINE JOY G. FLORES

OIC Regional Accountant

Date:

Recommendation Approval:

ALICIA C. BANG-OA

FAD Chief

Date:

Approved By:

JAMES F. FADRILAN, CGSO III

Regional Director

Date:

MONTHLY REPORT OF DISBURSEMENTS
For the month of June 2020

Department : Department of the Interior and Local Government (DILG)
Agency/Entity : Office of the Secretary
Operating Unit : Regional Office - I
Organization Code : 14 001 0300001
Fund Cluster : 01 Regular Agency Fund

Particulars	Current Year Budget					Prior Year's Budget												SUB-TOTAL	Trust Liabilities				Grand Total					Remarks
	PS	MOOE	FinEx	CO	TOTAL	Prior Year's Accounts Payable					Current Year's Accounts Payable								PS	MOOE	CO	TOTAL	PS	MOOE	FinEx	CO	TOTAL	
						PS	MOOE	FinEx	CO	SUB-TOTAL	PS	MOOE	FinEx	CO	SUB-TOTAL	TOTAL												
1	2	3	4	5	6=(2+3+4+5)	7	8	9	10	11=(7+8+9+10)	12	13	14	15	16=(12+13+14+15)	17=(11+16)	18=(6+17)	19	20	21	22=(19+20)	23	24	25	26	27=(23+24+25+26)	28	
CASH DISBURSEMENTS	22,750,792.65	5,687,119.21	0.00	0.00	28,437,911.86	0.00	0.00	0.00	0.00	0.00	0.00	0.00	0.00	0.00	0.00	0.00	28,437,911.86	0.00	0.00	0.00	0.00	22,750,792.65	5,687,119.21	0.00	0.00	28,437,911.86		
Notice of Cash Allocation (NCA)	22,715,792.65	2,171,337.55	0.00	0.00	24,887,130.20	0.00	0.00	0.00	0.00	0.00	0.00	0.00	0.00	0.00	0.00	0.00	24,887,130.20	0.00	0.00	0.00	0.00	22,715,792.65	2,171,337.55	0.00	0.00	24,887,130.20		
MDS Checks Issued	0.00	0.00	0.00	0.00	0.00	0.00	0.00	0.00	0.00	0.00	0.00	0.00	0.00	0.00	0.00	0.00	0.00	0.00	0.00	0.00	0.00	0.00	0.00	0.00	0.00	0.00	0.00	
Advice to Debit Account	22,715,792.65	2,171,337.55	0.00	0.00	24,887,130.20	0.00	0.00	0.00	0.00	0.00	0.00	0.00	0.00	0.00	0.00	0.00	24,887,130.20	0.00	0.00	0.00	0.00	22,715,792.65	2,171,337.55	0.00	0.00	24,887,130.20		
Notice of Transfer Allocations (NTA)	35,000.00	3,515,781.66	0.00	0.00	3,550,781.66	0.00	0.00	0.00	0.00	0.00	0.00	0.00	0.00	0.00	0.00	0.00	3,550,781.66	0.00	0.00	0.00	0.00	35,000.00	3,515,781.66	0.00	0.00	3,550,781.66		
MDS Checks Issued	0.00	0.00	0.00	0.00	0.00	0.00	0.00	0.00	0.00	0.00	0.00	0.00	0.00	0.00	0.00	0.00	0.00	0.00	0.00	0.00	0.00	0.00	0.00	0.00	0.00	0.00	0.00	
Advice to Debit Account	35,000.00	3,515,781.66	0.00	0.00	3,550,781.66	0.00	0.00	0.00	0.00	0.00	0.00	0.00	0.00	0.00	0.00	0.00	3,550,781.66	0.00	0.00	0.00	0.00	35,000.00	3,515,781.66	0.00	0.00	3,550,781.66		
Working Fund for FAPs	0.00	0.00	0.00	0.00	0.00	0.00	0.00	0.00	0.00	0.00	0.00	0.00	0.00	0.00	0.00	0.00	0.00	0.00	0.00	0.00	0.00	0.00	0.00	0.00	0.00	0.00	0.00	
Cash Disbursement Ceiling (CDC)	0.00	0.00	0.00	0.00	0.00	0.00	0.00	0.00	0.00	0.00	0.00	0.00	0.00	0.00	0.00	0.00	0.00	0.00	0.00	0.00	0.00	0.00	0.00	0.00	0.00	0.00	0.00	
TOTAL CASH DISBURSEMENTS	22,750,792.65	5,687,119.21	0.00	0.00	28,437,911.86	0.00	0.00	0.00	0.00	0.00	0.00	0.00	0.00	0.00	0.00	0.00	28,437,911.86	0.00	0.00	0.00	0.00	22,750,792.65	5,687,119.21	0.00	0.00	28,437,911.86		
NON-CASH DISBURSEMENTS	1,847,902.09	57,386.81	0.00	0.00	1,905,288.90	0.00	0.00	0.00	0.00	0.00	0.00	0.00	0.00	0.00	0.00	0.00	1,905,288.90	0.00	0.00	0.00	0.00	1,847,902.09	57,386.81	0.00	0.00	1,905,288.90		
Tax Remittance Advances Issued (TRA)	1,847,902.09	57,386.81	0.00	0.00	1,905,288.90	0.00	0.00	0.00	0.00	0.00	0.00	0.00	0.00	0.00	0.00	0.00	1,905,288.90	0.00	0.00	0.00	0.00	1,847,902.09	57,386.81	0.00	0.00	1,905,288.90		
Non-Cash Availment Authority (NCAA)	0.00	0.00	0.00	0.00	0.00	0.00	0.00	0.00	0.00	0.00	0.00	0.00	0.00	0.00	0.00	0.00	0.00	0.00	0.00	0.00	0.00	0.00	0.00	0.00	0.00	0.00	0.00	
Disbursements effected through outright deductions from claims (please specify...)	0.00	0.00	0.00	0.00	0.00	0.00	0.00	0.00	0.00	0.00	0.00	0.00	0.00	0.00	0.00	0.00	0.00	0.00	0.00	0.00	0.00	0.00	0.00	0.00	0.00	0.00	0.00	
Overpayment of expenses (e.g. personnel benefits)	0.00	0.00	0.00	0.00	0.00	0.00	0.00	0.00	0.00	0.00	0.00	0.00	0.00	0.00	0.00	0.00	0.00	0.00	0.00	0.00	0.00	0.00	0.00	0.00	0.00	0.00	0.00	
Restitution for loss of government property	0.00	0.00	0.00	0.00	0.00	0.00	0.00	0.00	0.00	0.00	0.00	0.00	0.00	0.00	0.00	0.00	0.00	0.00	0.00	0.00	0.00	0.00	0.00	0.00	0.00	0.00	0.00	
Liquidated damages and similar claims	0.00	0.00	0.00	0.00	0.00	0.00	0.00	0.00	0.00	0.00	0.00	0.00	0.00	0.00	0.00	0.00	0.00	0.00	0.00	0.00	0.00	0.00	0.00	0.00	0.00	0.00	0.00	
Others (TEF, BTR, Documentary Stamp Tax, etc.)	0.00	0.00	0.00	0.00	0.00	0.00	0.00	0.00	0.00	0.00	0.00	0.00	0.00	0.00	0.00	0.00	0.00	0.00	0.00	0.00	0.00	0.00	0.00	0.00	0.00	0.00	0.00	
TOTAL NON-CASH DISBURSEMENTS	1,847,902.09	57,386.81	0.00	0.00	1,905,288.90	0.00	0.00	0.00	0.00	0.00	0.00	0.00	0.00	0.00	0.00	0.00	1,905,288.90	0.00	0.00	0.00	0.00	1,847,902.09	57,386.81	0.00	0.00	1,905,288.90		
GRAND TOTAL	24,598,694.74	5,744,506.02	0.00	0.00	30,343,200.76	0.00	0.00	0.00	0.00	0.00	0.00	0.00	0.00	0.00	0.00	0.00	30,343,200.76	0.00	0.00	0.00	0.00	24,598,694.74	5,744,506.02	0.00	0.00	30,343,200.76		

SUMMARY

Particulars	Previous Report	This Month	As at Date
(1)	(2)	(3)	(4)
Total Disbursement Authorities Received	161,116,204.13	1,905,288.90	163,021,493.03
NCA	124,041,972.00	0.00	124,041,972.00
NTA	28,229,452.84	0.00	28,229,452.84
Working Fund	0.00	0.00	0.00
TRA	8,844,779.29	1,905,288.90	10,750,068.19
CDC	0.00	0.00	0.00
NCAA	0.00	0.00	0.00
Less: Notice of Transfer of Allocations (NTA) issued	0.00	0.00	0.00
Total Disbursement Authorities Available	161,116,204.13	1,905,288.90	163,021,493.03
Less:	0.00	0.00	0.00
Lapsed NCA	0.00	0.00	0.00
Disbursements	132,677,884.80	30,343,200.76	163,021,085.56
Less: Other Non-Cash Disbursements	0.00	0.00	0.00
Disbursements effected through outright deductions from claims	0.00	0.00	0.00
Overpayment of expenses (e.g. personnel benefits)	0.00	0.00	0.00
Restitution for loss of government property	0.00	0.00	0.00
Liquidated damages and similar claims	0.00	0.00	0.00
Others (e.g. TEF, BTR, Docs Stamp, etc.)	0.00	0.00	0.00
Add/Less: Adjustments (e.g. cancelled/staled checks)	0.00	0.00	0.00
Balance of Disbursement Authorities as at date	28,438,319.33	(28,437,911.86)	407.47
Total Disbursements Program	124,041,972.00	0.00	124,041,972.00
Less: *Actual Disbursements	132,677,884.80	30,343,200.76	163,021,085.56
(Over)/Under spending	(8,635,912.80)	(30,343,200.76)	(38,979,113.56)

Notes: * The use of NTA is discouraged
Notes: ** Amounts should tally with the grand total disbursement (column 27).

Certified Correct

CHRISTINE JOY G. FLORES
OIC Regional Accountant

Approved By:

JAMES F. FADRILAN, CSO III
Regional Director

MONTHLY REPORT OF DISBURSEMENTS
For the month of May 2020

Department : Department of the Interior and Local Government (DILG)
 Agency/Entity : Office of the Secretary
 Operating Unit : Regional Office - I
 Organization Code : 14 001 0300001
 Fund Cluster : 01 Regular Agency Fund

Particulars	PS	Current Year Budget				Prior Year's Budget											Trust Liabilities				Grand Total				Remarks	
		MOOE	FinEx	CO	TOTAL	Prior Year's Accounts Payable				Current Year's Accounts Payable				TOTAL	S/IB-TOTAL	PS	MOOE	CO	TOTAL	PS	MOOE	FinEx	CO	TOTAL		
						9	10	11	12	13	14	15	16													17
CASH DISBURSEMENTS	31,618,222.11	3,147,413.62	0.00	1.00	34,765,635.73	0.00	0.00	0.00	0.00	248,086.80	0.00	0.00	248,086.80	248,086.80	3,013,722.53	0.00	0.00	0.00	0.00	31,618,222.11	3,395,500.42	0.00	0.00	35,013,722.53		
Notice of Cash Allocation (NCA)	24,664,583.81	2,287,593.74	0.00	1.00	26,952,177.55	0.00	0.00	0.00	0.00	1,280.00	0.00	0.00	1,280.00	1,280.00	2,953,457.55	0.00	0.00	0.00	0.00	24,664,583.81	2,288,873.74	0.00	0.00	26,953,457.55		
MDS Checks Issued	0.00	0.00	0.00	1.00	0.00	0.00	0.00	0.00	0.00	0.00	0.00	0.00	0.00	0.00	0.00	0.00	0.00	0.00	0.00	0.00	0.00	0.00	0.00	0.00	0.00	
Advice to Debit Account	24,664,583.81	2,287,593.74	0.00	1.00	26,952,177.55	0.00	0.00	0.00	0.00	1,280.00	0.00	0.00	1,280.00	1,280.00	2,953,457.55	0.00	0.00	0.00	0.00	24,664,583.81	2,288,873.74	0.00	0.00	26,953,457.55		
Notice of Transfer Allocations	6,953,638.30	859,819.88	0.00	1.00	7,813,458.18	0.00	0.00	0.00	0.00	246,806.80	0.00	0.00	246,806.80	246,806.80	3,060,264.98	0.00	0.00	0.00	0.00	6,953,638.30	1,106,626.68	0.00	0.00	8,060,264.98		
MDS Checks Issued	0.00	0.00	0.00	1.00	0.00	0.00	0.00	0.00	0.00	0.00	0.00	0.00	0.00	0.00	0.00	0.00	0.00	0.00	0.00	0.00	0.00	0.00	0.00	0.00	0.00	
Advice to Debit Account	6,953,638.30	859,819.88	0.00	1.00	7,813,458.18	0.00	0.00	0.00	0.00	246,806.80	0.00	0.00	246,806.80	246,806.80	3,060,264.98	0.00	0.00	0.00	0.00	6,953,638.30	1,106,626.68	0.00	0.00	8,060,264.98		
Working Fund for PAs	0.00	0.00	0.00	1.00	0.00	0.00	0.00	0.00	0.00	0.00	0.00	0.00	0.00	0.00	0.00	0.00	0.00	0.00	0.00	0.00	0.00	0.00	0.00	0.00	0.00	
Cash Disbursement (selling)	0.00	0.00	0.00	1.00	0.00	0.00	0.00	0.00	0.00	0.00	0.00	0.00	0.00	0.00	0.00	0.00	0.00	0.00	0.00	0.00	0.00	0.00	0.00	0.00	0.00	
TOTAL CASH DISBURSEMENTS	31,618,222.11	3,147,413.62	0.00	1.00	34,765,635.73	0.00	0.00	0.00	0.00	248,086.80	0.00	0.00	248,086.80	248,086.80	3,013,722.53	0.00	0.00	0.00	0.00	31,618,222.11	3,395,500.42	0.00	0.00	35,013,722.53		
NON-CASH DISBURSEMENTS	1,760,800.65	41,833.01	0.00	1.00	1,802,633.66	0.00	0.00	0.00	0.00	4,050.00	0.00	0.00	4,050.00	4,050.00	4,806,683.66	0.00	0.00	0.00	0.00	1,760,800.65	45,883.01	0.00	0.00	1,806,683.66		
Stipend Allowance	1,760,800.65	41,833.01	0.00	1.00	1,802,633.66	0.00	0.00	0.00	0.00	4,050.00	0.00	0.00	4,050.00	4,050.00	4,806,683.66	0.00	0.00	0.00	0.00	1,760,800.65	45,883.01	0.00	0.00	1,806,683.66		
Disbursements effected through outright deductions from claims	0.00	0.00	0.00	1.00	0.00	0.00	0.00	0.00	0.00	0.00	0.00	0.00	0.00	0.00	0.00	0.00	0.00	0.00	0.00	0.00	0.00	0.00	0.00	0.00	0.00	
Overpayment or excess claims (e.g. personnel benefit)	0.00	0.00	0.00	1.00	0.00	0.00	0.00	0.00	0.00	0.00	0.00	0.00	0.00	0.00	0.00	0.00	0.00	0.00	0.00	0.00	0.00	0.00	0.00	0.00	0.00	
Restitution for loss of government property	0.00	0.00	0.00	1.00	0.00	0.00	0.00	0.00	0.00	0.00	0.00	0.00	0.00	0.00	0.00	0.00	0.00	0.00	0.00	0.00	0.00	0.00	0.00	0.00	0.00	
Liquidated damage and similar claims	0.00	0.00	0.00	1.00	0.00	0.00	0.00	0.00	0.00	0.00	0.00	0.00	0.00	0.00	0.00	0.00	0.00	0.00	0.00	0.00	0.00	0.00	0.00	0.00	0.00	
Others (e.g. TEF, BT, Docs Stamp, etc.)	0.00	0.00	0.00	1.00	0.00	0.00	0.00	0.00	0.00	0.00	0.00	0.00	0.00	0.00	0.00	0.00	0.00	0.00	0.00	0.00	0.00	0.00	0.00	0.00	0.00	
TOTAL NON-CASH	1,760,800.65	41,833.01	0.00	1.00	1,802,633.66	0.00	0.00	0.00	0.00	4,050.00	0.00	0.00	4,050.00	4,050.00	4,806,683.66	0.00	0.00	0.00	0.00	1,760,800.65	45,883.01	0.00	0.00	1,806,683.66		
GRAND TOTAL	33,379,022.76	3,189,246.63	0.00	1.00	36,568,269.39	0.00	0.00	0.00	0.00	252,136.80	0.00	0.00	252,136.80	252,136.80	3,820,406.19	0.00	0.00	0.00	0.00	33,379,022.76	3,441,383.43	0.00	0.00	36,820,406.19		

SUMMARY

Particulars (1)	Previous (2)	This Month (3)	As at Date (4)
Total Disbursement Authorities Received	143,846,020.5	7,270,183.56	161,116,204.13
NCA	14,041,972.00	0.00	124,041,972.00
NTA	24,765,952.94	5,463,499.90	28,229,452.84
Working Fund	0.00	0.00	0.00
TRA	7,038,095.63	1,806,683.66	8,844,779.29
CDC	0.00	0.00	0.00
NCAA	0.00	0.00	0.00
Less: Notice of Transfer of Allocations (NTA)* issued	0.00	0.00	0.00
Total Disbursement Authorities Available	143,846,020.5	7,270,183.56	161,116,204.13
Less:	0.00	0.00	0.00
Lapsed NCA	0.00	0.00	0.00
Disbursements	94,857,478.61	36,820,406.19	132,677,884.80
Other Non-Cash Disbursements	0.00	0.00	0.00
Disbursements effected through outright deductions from claims	0.00	0.00	0.00
Overpayment or excess claims (e.g. personnel benefit)	0.00	0.00	0.00
Restitution for loss of government property	0.00	0.00	0.00
Liquidated damage and similar claims	0.00	0.00	0.00
Others (e.g. TEF, BT, Docs Stamp, etc.)	0.00	0.00	0.00
Add/Less: Adjustments (e.g. cancelled/staled check)	0.00	0.00	0.00
Balance of Disbursement Authorities as at date	51,988,541.96	(29,550,222.63)	28,438,319.33
Total Disbursements Program	14,041,972.00	124,041,972.00	248,083,944.00
Less: *Actual Disbursements	94,857,478.61	36,820,406.19	132,677,884.80
(Over)/Under spending	21,184,493.39	87,221,565.81	115,406,059.20

Notes: * The use of NFA is discouraged
 Notes: ** Amounts should tally with the grand total disbursement

Certified Correct:

CHRISTINE JOY G. FLORES
 OFFICIAL - REGIONAL ACCOUNTANT

Approved By:

JAMES F. PADILAN, CESO III
 REGIONAL DIRECTOR

MONTHLY REPORT OF DISBURSEMENTS

For the month of April 2020

Department : Department of the Interior and Local Government (DILG)
 Agency/Entity : Office of the Secretary
 Operating Unit : Regional Office - I
 Organization Code : 14 001 0300001
 Fund Cluster : 01 Regular Agency Fund

Particulars	Current Year Budget					Prior Year's Budget											SUB-TOTAL	Trust Liabilities			Grand Total					Remarks											
	PS	MOOE	FinEx	CO	TOTAL	Prior Year's Accounts Payable					Current Year's Accounts Payable					PS		MOOE	CO	TOT AL	PS	MOOE	FinEx	CO	TOTAL												
						PS	MOOE	FinEx	CO	Sub-Total	PS	MOOE	FinEx	CO	Sub-Total												TOTAL	18=(6+17)	19	20	21	22=(18+19+20)	23	24	25	26	27=(23+24+25+26)
CASH DISBURSEMENTS	11,929,134.17	1,762,306.87	0.00	0.00	13,691,441.04	0.00	0.00	0.00	0.00	0.00	0.00	648,750.00	0.00	0.00	648,750.00	648,750.00	14,340,191.04	0.00	0.00	0.00	0.00	11,929,134.17	1,990,913.88	0.00	0.00	0.00	14,340,191.04										
Notice of Cash Allocation (NCA)	11,929,134.17	1,726,913.88	0.00	0.00	13,656,048.05	0.00	0.00	0.00	0.00	0.00	0.00	264,000.00	0.00	0.00	264,000.00	264,000.00	13,920,048.05	0.00	0.00	0.00	0.00	11,929,134.17	1,990,913.88	0.00	0.00	0.00	13,920,048.05										
MDS Checks Issued	0.00	0.00	0.00	0.00	0.00	0.00	0.00	0.00	0.00	0.00	0.00	0.00	0.00	0.00	0.00	0.00	0.00	0.00	0.00	0.00	0.00	0.00	0.00	0.00	0.00	0.00	0.00	0.00									
Advice to Debit Account	11,929,134.17	1,726,913.88	0.00	0.00	13,656,048.05	0.00	0.00	0.00	0.00	0.00	0.00	264,000.00	0.00	0.00	264,000.00	264,000.00	13,920,048.05	0.00	0.00	0.00	0.00	11,929,134.17	1,990,913.88	0.00	0.00	0.00	13,920,048.05										
Notice of Transfer Allocations (NTA)	0.00	35,392.99	0.00	0.00	35,392.99	0.00	0.00	0.00	0.00	0.00	0.00	384,750.00	0.00	0.00	384,750.00	384,750.00	420,142.99	0.00	0.00	0.00	0.00	0.00	420,142.99	0.00	0.00	0.00	420,142.99										
MDS Checks Issued	0.00	0.00	0.00	0.00	0.00	0.00	0.00	0.00	0.00	0.00	0.00	0.00	0.00	0.00	0.00	0.00	0.00	0.00	0.00	0.00	0.00	0.00	0.00	0.00	0.00	0.00	0.00	0.00									
Advice to Debit Account	0.00	35,392.99	0.00	0.00	35,392.99	0.00	0.00	0.00	0.00	0.00	0.00	384,750.00	0.00	0.00	384,750.00	384,750.00	420,142.99	0.00	0.00	0.00	0.00	0.00	420,142.99	0.00	0.00	0.00	420,142.99										
Working Fund for FAPs	0.00	0.00	0.00	0.00	0.00	0.00	0.00	0.00	0.00	0.00	0.00	0.00	0.00	0.00	0.00	0.00	0.00	0.00	0.00	0.00	0.00	0.00	0.00	0.00	0.00	0.00	0.00	0.00									
Cash Disbursement Ceiling (CDC)	0.00	0.00	0.00	0.00	0.00	0.00	0.00	0.00	0.00	0.00	0.00	0.00	0.00	0.00	0.00	0.00	0.00	0.00	0.00	0.00	0.00	0.00	0.00	0.00	0.00	0.00	0.00	0.00									
SH DISBURSEMENTS	11,929,134.17	1,762,306.87	0.00	0.00	13,691,441.04	0.00	0.00	0.00	0.00	0.00	0.00	648,750.00	0.00	0.00	648,750.00	648,750.00	14,340,191.04	0.00	0.00	0.00	0.00	11,929,134.17	2,411,056.87	0.00	0.00	0.00	14,340,191.04										
Non-Cash Disbursements	1,751,718.85	8,661.77	0.00	0.00	1,760,380.62	0.00	0.00	0.00	0.00	0.00	0.00	25,650.00	0.00	0.00	25,650.00	25,650.00	1,786,030.62	0.00	0.00	0.00	0.00	1,751,718.85	34,311.77	0.00	0.00	0.00	1,786,030.62										
Advance Advices Issued (TRA)	1,751,718.85	8,661.77	0.00	0.00	1,760,380.62	0.00	0.00	0.00	0.00	0.00	0.00	25,650.00	0.00	0.00	25,650.00	25,650.00	1,786,030.62	0.00	0.00	0.00	0.00	1,751,718.85	34,311.77	0.00	0.00	0.00	1,786,030.62										
Non-Cash Availment Authority (NCAA)	0.00	0.00	0.00	0.00	0.00	0.00	0.00	0.00	0.00	0.00	0.00	0.00	0.00	0.00	0.00	0.00	0.00	0.00	0.00	0.00	0.00	0.00	0.00	0.00	0.00	0.00	0.00	0.00									
Disbursements effected through outright deductions from claims (please specify)	0.00	0.00	0.00	0.00	0.00	0.00	0.00	0.00	0.00	0.00	0.00	0.00	0.00	0.00	0.00	0.00	0.00	0.00	0.00	0.00	0.00	0.00	0.00	0.00	0.00	0.00	0.00	0.00									
Overpayment of expenses (e.g. personnel benefits)	0.00	0.00	0.00	0.00	0.00	0.00	0.00	0.00	0.00	0.00	0.00	0.00	0.00	0.00	0.00	0.00	0.00	0.00	0.00	0.00	0.00	0.00	0.00	0.00	0.00	0.00	0.00	0.00									
Restitution for loss of government property	0.00	0.00	0.00	0.00	0.00	0.00	0.00	0.00	0.00	0.00	0.00	0.00	0.00	0.00	0.00	0.00	0.00	0.00	0.00	0.00	0.00	0.00	0.00	0.00	0.00	0.00	0.00	0.00									
Liquidated damages and similar claims	0.00	0.00	0.00	0.00	0.00	0.00	0.00	0.00	0.00	0.00	0.00	0.00	0.00	0.00	0.00	0.00	0.00	0.00	0.00	0.00	0.00	0.00	0.00	0.00	0.00	0.00	0.00	0.00									
Others (TEF, BTr, Documentary Stamp tax, etc.)	0.00	0.00	0.00	0.00	0.00	0.00	0.00	0.00	0.00	0.00	0.00	0.00	0.00	0.00	0.00	0.00	0.00	0.00	0.00	0.00	0.00	0.00	0.00	0.00	0.00	0.00	0.00	0.00									
TOTAL NON-CASH DISBURSEMENTS	1,751,718.85	8,661.77	0.00	0.00	1,760,380.62	0.00	0.00	0.00	0.00	0.00	0.00	25,650.00	0.00	0.00	25,650.00	25,650.00	1,786,030.62	0.00	0.00	0.00	0.00	1,751,718.85	34,311.77	0.00	0.00	0.00	1,786,030.62										
GRAND TOTAL	13,680,853.02	1,770,968.64	0.00	0.00	15,451,821.66	0.00	0.00	0.00	0.00	0.00	0.00	674,400.00	0.00	0.00	674,400.00	674,400.00	16,126,221.66	0.00	0.00	0.00	0.00	13,680,853.02	2,445,368.64	0.00	0.00	0.00	16,126,221.66										

SUMMARY

Particulars	Previous Report	This Month	As at Date
(1)	(2)	(3)	(4)
Total Disbursement Authorities Received	79,731,256.95	74,114,763.62	153,846,020.57
NCA	57,566,972.00	66,475,000.00	124,041,972.00
NTA	16,912,219.94	5,853,733.00	22,765,952.94
Working Fund	0.00	0.00	0.00
TRA	5,252,065.01	1,786,030.62	7,038,095.63
CDC	0.00	0.00	0.00
NCAA	0.00	0.00	0.00
Less: Notice of Transfer of Allocations (NTA)* issued	0.00	0.00	0.00
Total Disbursement Authorities Available	79,731,256.95	74,114,763.62	153,846,020.57
Disbursements	0.00	0.00	0.00
Disbursements	79,731,256.95	16,126,221.66	95,857,478.61
Less: Other Non-Cash Disbursements	0.00	0.00	0.00
Disbursements effected through outright deductions from claims	0.00	0.00	0.00
Overpayment of expenses (e.g. personnel benefits)	0.00	0.00	0.00
Restitution for loss of government property	0.00	0.00	0.00
Liquidated damages and similar claims	0.00	0.00	0.00
Others (e.g. TEF, BTr, Docs Stamp, etc.)	0.00	0.00	0.00
Add/Less: Adjustments (e.g. cancelled/staled checks)	0.00	0.00	0.00
Balance of Disbursement Authorities as at date	0.00	57,988,541.96	57,988,541.96
Total Disbursements Program	57,566,972.00	66,475,000.00	124,041,972.00
Less: *Actual Disbursements	79,731,256.95	16,126,221.66	95,857,478.61
(Over)/Under spending	(22,164,284.95)	50,348,778.34	28,184,493.39

5053,53

Notes: * The use of NTA is discouraged
 Notes: ** Amounts should tally with the grand total disbursement (column 27).

Certified Correct: *[Signature]*
 Date: *[Signature]*

Approved By: *[Signature]*
 JAMES F. PADILAN, CES III
 REGIONAL MGR/ADM

MONTHLY REPORT OF DISBURSEMENTS
For the month of March 2020

Department : Department of the Interior and Local Government (DILG)
Agency/Entity : Office of the Secretary
Operating Unit : Regional Office - I
Organization Code : 14 001 0300001
Fund Cluster : 01 Regular Agency Fund

Main table with columns: Particulars, Current Year Budget (PS, MOOE, FinEx, CO, TOTAL), Prior Year's Budget (Accounts Payable, SUB-TOTAL), Trust Liabilities, Grand Total, Remarks.

SUMMARY

Summary table with columns: Particulars (1), Previous Report (2), This Month (3), As at Date (4). Rows include Total Disbursement Authorities Received, NCA, NTA, Working Fund, TRA, CDC, NCAA, Less: Notice of Transfer of Allocations (NTA)* Issued, Total Disbursement Authorities Available, Less: Lapsed NCA, Balance of Disbursement Authorities as at date, Total Disbursements Program, Less: *Actual Disbursements, (Over)/Under spending.

Notes: * The use of NTA is discouraged
Notes: ** Amounts should tally with the grand total disbursement (column 27).

Certified Correct: JETZ ZOLA Y DA W. PEREZ
CHIEF ACCOUNTANT

Approved By: DANIEL F. FERRON, CES 011
REGIONAL DIRECTOR

Date:

Date:

MONTHLY REPORT OF DISBURSEMENTS
For the month of FEBRUARY 2020

FAR NO. 4

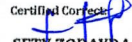
Department : Department of the Interior and Local Government
Agency : Department of the Interior and Local Government
Operating Unit : Region I
Organization Cod : 140010300001
Funding Source Coc 01101101

PARTICULARS	CURRENT YEAR BUDGET					PRIOR YEAR'S BUDGET										SUB-TOTAL	TRUST LIABILITIES			GRAND TOTAL					Remarks	
	PS	MOOE	Fin. Exp	CO	TOTAL	PRIOR YEAR'S A/P					CURRENT YEAR'S A/P						PS	MOOE	Fin. Exp	CO	TOTAL					
						PS	MOOE	Fin. Exp	CO	Sub-Total	PS	MOOE	Fin. Exp	CO	Sub-Total							TOTAL				
1	2	3	4	5	6=(2+3+4+5)	7	8	9	10	11=(7+8+9+10)	12	13	14	15	16=(12+13+14+15)	17=(11+16)	18=(6+17)	#	#	22=(19+20+21)	23	24	25	26	27=(23+24+25+26)	28
Notice of Cash Allocation (NCA) MDS Checks Issued Advice to Debit Account	15,639,002.43	2,237,714.39			17,876,716.82							178,017.17			178,017.17	178,017.17	18,054,733.99				15,639,002.43	2,415,731.56			18,054,733.99	
Notice of Transfer of Allocation (NTA) MDS Checks Issued Advice to Debit Account	10,000.00	3,170,827.09			3,180,827.09		172,715.62			172,715.62		1,318,010.52			3,170,827.09	3,343,542.71	6,524,369.80				10,000.00	4,661,553.23			4,671,553.23	
Working Fund (NCA issued to BTr) Tax Remittance Advices Issued (TRA)	1,726,096.06	26,127.86			1,752,223.92		9,734.38			9,734.38		38,307.09			38,307.09	48,041.47	1,800,265.39				1,726,096.06	74,169.33			1,800,265.39	
Cash Disbursement Ceiling (CDC) Non-Cash Availment Authority (NCAA) Others (CDT, BTr Docs Stamp, etc.)																										
TOTAL	17,375,098.49	5,434,669.34	#	#	22,809,767.83		182,450.00	#	#	182,450.00		1,534,334.78	#	#	3,387,151.35	3,569,601.35	1,800,265.39				17,375,098.49	7,151,454.12	#	-	24,526,552.61	

Notes: The use of NTA is discouraged
* Amounts should tally

SUMMARY:

	Previous Report	This month	As of Date
Total Disbursement Authorities Received			
NCA	17,084,000.00		17,085,000.00
NTA	173,000.00		12,589,322.44
Working Fund			
TRA			1,800,265.39
CDC			
NCAA			
Others (CDT, BTr Docs Stamp, etc.)			
Less: Notice of Transfer Allocations (NTA)* issued			
Total Disbursements Authorities Available	17,084,000.00		31,474,587.83
Less: Lapsed NCA			
Disbursements *	16,447,914.31		24,526,552.61
Balance of Disbursements Authorities as of to date	2,206,090.54		6,948,035.22
Total Disbursement Program (Total NCA)	17,084,000.00		17,085,000.00
Less: Actual Disbursements	16,447,914.31		24,526,552.61
(Over)/Under Spending	636,085.69		[7,441,552.61]

Certified Correct:

SETY ZORAYDA S. PEREZ
Agency Chief Accountant
Date:

Approved By:

JAMES F. FADRILAN, CES0 III
Head of Agency or Authorized Representative
Date:



MONTHLY REPORT OF DISBURSEMENTS
For the month of JANUARY 2020

FAR NO. 4


Department : Department of the Interior and Local Government
 Agency : Department of the Interior and Local Government
 Operating Unit : Region I
 Organization Cod : 140010300001
 Funding Source Cod: 01101101


PARTICULARS	CURRENT YEAR BUDGET					PRIOR YEAR'S BUDGET											SUB-TOTAL	TRUST LIABILITIES			GRAND TOTAL					Remarks	
	PS	MOOE	Fin. Exp	CO	TOTAL	PRIOR YEAR'S A/P					CURRENT YEAR'S A/P					TOTAL		PS	MOOE	CO	TOTAL	PS	MOOE	Fin. Exp	CO		TOTAL
						PS	MOOE	Fin. Exp	CO	Sub-Total	PS	MOOE	Fin. Exp	CO	Sub-Total												
1	2	3	4	5	6=(2+3+4+5)	7	8	9	10	11=(7+8+9+10)	12	13	14	15	16=(12+13+14+15)	17=(11+16)	18=(6+17)	#	#	21	22=(19+20+21)	23	24	25	26	27=(23+24+25+26)	28
Notice of Cash Allocation (NCA) MDS Checks Issued Advice to Debit Account	12,827,928.69	561,137.34			13,389,066.03	1,092,291.37	81,272.41			1,173,563.78	88,938.05			88,938.05	1,262,501.83	14,651,567.86					13,920,220.06	731,347.80			14,651,567.86		
Notice of Transfer of Allocation (NTA) MDS Checks Issued Advice to Debit Account	-	1,530.50			1,530.50		321,865.24			321,865.24	75,945.86			1,530.50	323,395.74	324,926.24					-	399,341.60			399,341.60		
Working Fund (NCA Issued to BTr) Tax Remittance Advices Issued (TR) Cash Disbursement Ceiling (CDC) Non-Cash Availment Authority (NCAA) Others (CDT, BTr Docs Stamp, etc.)	1,373,578.30	9,308.13			1,382,886.43		8,732.00			8,732.00	5,386.42			5,386.42	14,118.42	1,397,004.85					1,373,578.30	23,426.55			1,397,004.85		
TOTAL	14,201,506.99	571,975.97	-	#	14,773,482.96	1,092,291.37	411,869.65	#	#	1,504,161.02	-	170,270.33	#	#	95,854.97	1,600,015.99	1,397,004.85				15,293,798.36	1,154,115.95	-	-	16,447,914.31		

Notes: The use of NTA is discouraged
 * Amounts should tally

SUMMARY:

	Previous Report	This month	As of Date
Total Disbursement Authorities Received			
NCA		17,084,000.00	17,084,000.00
NTA		173,000.00	173,000.00
Working Fund			
TRA		1,397,004.85	
CDC			
NCAA			
Others (CDT, BTr Docs Stamp, etc.)			
Less: Notice of Transfer Allocations (NTA)* issued			
Total Disbursements Authorities Available	-	18,654,004.85	18,654,004.85
Less: Lapsed NCA			
Disbursements *		16,447,914.31	16,447,914.31
Balance of Disbursements Authorities as of to date		2,206,090.54	2,206,090.54
Total Disbursement Program (Total NCA)		17,084,000.00	17,084,000.00
Less: Actual Disbursements		16,447,914.31	16,447,914.31
(Over)/Under Spending		636,085.69	636,085.69

Certified Correct

SETY ZORAYDA S. PEREZ
 Agency Chief Accountant
 Date: _____

Approved By:

JAMES F. FADRILAN, CES0 III
 Head of Agency or Authorized Representative
 Date: _____