

STATEMENT OF APPROPRIATIONS, ALLOTMENTS, OBLIGATIONS, DISBURSEMENTS AND BALANCES
As at the Quarter Ending December 31, 2022

Department : Department of the Interior and Local Government (DILG)
 Agency/Entity : Office of the Secretary
 Operating Unit : Regional Office - I
 Organization Code (UACS) : 14 601 030001
 Fund Cluster : 01 Regular Agency Fund
 (e.g. UACS Fund Cluster: 01-Regular Agency Fund, 02-Foreign Assisted Projects Fund, 03-Special Account-Locally Funded/Domestic Grants Fund, and 04-Special Account-Foreign Assisted/Foreign Grants Fund)

| | |
|---|-----------------------------|
| | Current Year Appropriations |
| | Supplemental Appropriations |
| X | Continuing Appropriations |

| Particulars | UACS CODE | Appropriations | | | | | | Allotments | | | | | | Current Year Obligations | | | | | Current Year Disbursements | | | | | Balances | | | |
|---|-----------------|---------------------------|---|-------------------------|---------------------|---------------------------------------|-------------|----------------|---------------------------|-----------------------------|----------------------------|---------------------------------|--------------------------------|--------------------------|-----------------------------|----------------------------|---------------------------------|--------------------------------|----------------------------|---------------------------|------------------------|------------------------------------|--------------|----------|--|--|--|
| | | Authorized Appropriations | Adjustments (Transfer To/From, Realignment) | Adjusted Appropriations | Allotments Received | Adjustments (Withdrawal, Realignment) | Transfer To | Transfer From | Adjusted Total Allotments | 1st Quarter Ending March 31 | 2nd Quarter Ending June 30 | 3rd Quarter Ending September 30 | 4th Quarter Ending December 31 | TOTAL | 1st Quarter Ending March 31 | 2nd Quarter Ending June 30 | 3rd Quarter Ending September 30 | 4th Quarter Ending December 31 | TOTAL | Unreleased Appropriations | Unobligated Allotments | Unpaid Obligations (15-20)+(23+24) | | | | | |
| | | 3 | 4 | 5(3+4) | 6 | 7 | 8 | 9 | 10(9+1(7)+8) | 11 | 12 | 13 | 14 | 15(11+12+13+14) | 16 | 17 | 18 | 19 | 20(16+17+18+19) | 21(5-10) | 22(19-18) | 23 | 24 | | | | |
| 1 Continuing Appropriations | | 10,202,345.85 | 292,558,959.00 | 302,761,344.85 | 10,202,345.85 | 0.00 | 0.00 | 290,558,959.00 | 307,191,344.85 | 4,183,069.66 | 3,558,455.40 | 2,239,629.62 | 295,962,875.01 | 305,854,219.88 | 4,152,078.05 | 3,585,030.21 | 2,113,614.03 | 200,900,195.59 | 301,750,910.88 | 0.00 | 1,537,134.19 | 318,525.00 | 4,596,799.01 | | | | |
| 1 Agency Specific Budget | | 8,258,378.68 | 282,827,763.00 | 292,106,141.68 | 9,288,319.95 | 0.00 | 0.00 | 292,827,763.00 | 302,190,141.68 | 3,091,290.95 | 2,375,877.40 | 1,812,152.94 | 294,282,533.95 | 301,311,621.69 | 3,232,278.05 | 2,292,452.31 | 1,485,947.35 | 209,696,642.37 | 290,594,527.69 | 0.00 | 854,319.97 | 182,505.00 | 4,586,799.01 | | | | |
| Support to Operations | 200000100001000 | 616,431.29 | 1,067,900.00 | 1,704,331.29 | 0.00 | 0.00 | 0.00 | 1,067,900.00 | 1,704,331.29 | 219,573.06 | 568,705.91 | 475,426.25 | 279,448.57 | 1,543,153.79 | 219,573.06 | 568,705.91 | 338,336.25 | 416,533.57 | 1,543,153.79 | 0.00 | 951,177.50 | 0.00 | 0.00 | | | | |
| Development or people, programs, and services for local government capacity development and performance oversight | 200000100001000 | 184,734.99 | 0.00 | 184,734.99 | 184,734.99 | 0.00 | 0.00 | 0.00 | 184,734.99 | 48,927.34 | 70,288.83 | 59,122.25 | 5,196.57 | 194,534.99 | 48,927.34 | 70,288.83 | 59,122.25 | 6,196.57 | 194,534.99 | 0.00 | 256.00 | 0.00 | 0.00 | | | | |
| MOOE | | 184,734.99 | 0.00 | 184,734.99 | 184,734.99 | 0.00 | 0.00 | 0.00 | 184,734.99 | 48,927.34 | 70,288.83 | 59,122.25 | 5,196.57 | 194,534.99 | 48,927.34 | 70,288.83 | 59,122.25 | 6,196.57 | 194,534.99 | 0.00 | 256.00 | 0.00 | 0.00 | | | | |
| Monitoring and Evaluation of Assistance to LGUs | 200000100006000 | 431,696.30 | 1,067,900.00 | 1,519,596.30 | 431,696.30 | 0.00 | 0.00 | 1,067,900.00 | 1,519,596.30 | 170,645.72 | 496,417.08 | 416,304.00 | 273,252.00 | 1,358,616.80 | 170,645.72 | 496,417.08 | 273,252.00 | 416,342.00 | 1,358,616.80 | 0.00 | 160,977.50 | 0.00 | 0.00 | | | | |
| MOOE | | 431,696.30 | 1,067,900.00 | 1,519,596.30 | 431,696.30 | 0.00 | 0.00 | 1,067,900.00 | 1,519,596.30 | 170,645.72 | 496,417.08 | 416,304.00 | 273,252.00 | 1,358,616.80 | 170,645.72 | 496,417.08 | 273,252.00 | 416,342.00 | 1,358,616.80 | 0.00 | 160,977.50 | 0.00 | 0.00 | | | | |
| Sub-Total, Support to Operations | | 616,431.29 | 1,067,900.00 | 1,704,331.29 | 616,431.29 | 0.00 | 0.00 | 1,067,900.00 | 1,704,331.29 | 219,573.06 | 568,705.91 | 475,426.25 | 279,448.57 | 1,543,153.79 | 219,573.06 | 568,705.91 | 338,336.25 | 416,533.57 | 1,543,153.79 | 0.00 | 951,177.50 | 0.00 | 0.00 | | | | |
| IPS | | 0.00 | 0.00 | 0.00 | 0.00 | 0.00 | 0.00 | 0.00 | 0.00 | 0.00 | 0.00 | 0.00 | 0.00 | 0.00 | 0.00 | 0.00 | 0.00 | 0.00 | 0.00 | 0.00 | 0.00 | 0.00 | 0.00 | 0.00 | | | |
| MOOE | | 0.00 | 0.00 | 0.00 | 0.00 | 0.00 | 0.00 | 0.00 | 0.00 | 0.00 | 0.00 | 0.00 | 0.00 | 0.00 | 0.00 | 0.00 | 0.00 | 0.00 | 0.00 | 0.00 | 0.00 | 0.00 | 0.00 | 0.00 | | | |
| Twice (If Applicable) | | 0.00 | 0.00 | 0.00 | 0.00 | 0.00 | 0.00 | 0.00 | 0.00 | 0.00 | 0.00 | 0.00 | 0.00 | 0.00 | 0.00 | 0.00 | 0.00 | 0.00 | 0.00 | 0.00 | 0.00 | 0.00 | 0.00 | 0.00 | | | |
| CO | | 0.00 | 0.00 | 0.00 | 0.00 | 0.00 | 0.00 | 0.00 | 0.00 | 0.00 | 0.00 | 0.00 | 0.00 | 0.00 | 0.00 | 0.00 | 0.00 | 0.00 | 0.00 | 0.00 | 0.00 | 0.00 | 0.00 | 0.00 | | | |
| Operations | 300000000000000 | 8,651,947.37 | 291,838,863.00 | 300,491,810.37 | 8,651,947.37 | 0.00 | 0.00 | 291,838,863.00 | 300,491,810.37 | 2,841,677.60 | 1,837,171.43 | 1,135,736.69 | 294,023,392.12 | 299,788,967.90 | 2,812,702.69 | 1,823,748.10 | 1,147,611.10 | 289,299,313.70 | 295,551,373.89 | 0.00 | 703,142.47 | 150,525.00 | 4,586,799.01 | | | | |
| OO Local Governance Improved | | 8,651,947.37 | 291,838,863.00 | 300,491,810.37 | 8,651,947.37 | 0.00 | 0.00 | 291,838,863.00 | 300,491,810.37 | 2,841,677.60 | 1,837,171.43 | 1,135,736.69 | 294,023,392.12 | 299,788,967.90 | 2,812,702.69 | 1,823,748.10 | 1,147,611.10 | 289,299,313.70 | 295,551,373.89 | 0.00 | 703,142.47 | 150,525.00 | 4,586,799.01 | | | | |
| LOCAL GOVERNMENT EMPOWERMENT PROGRAM | | 3,544,058.60 | 3,372,183.00 | 11,510,219.60 | 5,544,058.60 | 0.00 | 0.00 | 3,372,183.00 | 11,510,219.60 | 2,841,677.60 | 1,023,749.48 | 941,335.98 | 6,785,652.35 | 11,291,915.13 | 2,810,702.69 | 1,053,724.10 | 637,810.10 | 2,052,993.83 | 6,854,321.12 | 0.00 | 624,004.47 | 150,525.00 | 4,586,799.01 | | | | |
| Supervision and Development of Local Governments | 310100100001000 | 252,235.33 | 0.00 | 252,235.33 | 252,235.33 | 0.00 | 0.00 | 0.00 | 252,235.33 | 17,070.79 | 143,752.93 | 67,058.00 | 16,398.91 | 226,239.72 | 10,998.18 | 150,726.63 | 67,068.00 | 10,399.81 | 226,239.72 | 0.00 | 21,695.61 | 0.00 | 0.00 | | | | |
| MOOE | | 252,235.33 | 0.00 | 252,235.33 | 252,235.33 | 0.00 | 0.00 | 0.00 | 252,235.33 | 17,070.79 | 143,752.93 | 67,058.00 | 16,398.91 | 226,239.72 | 10,998.18 | 150,726.63 | 67,068.00 | 10,399.81 | 226,239.72 | 0.00 | 21,695.61 | 0.00 | 0.00 | | | | |
| Strengthening of Peace and Orders Councils (POCs) | 310100100002000 | 178,969.00 | 0.00 | 178,969.00 | 178,969.00 | 0.00 | 0.00 | 0.00 | 178,969.00 | 23,201.40 | 31,614.88 | 116,743.72 | 5,400.00 | 178,969.00 | 23,201.40 | 31,614.88 | 116,743.72 | 5,400.00 | 178,969.00 | 0.00 | 0.00 | 0.00 | 0.00 | | | | |
| MOOE | | 178,969.00 | 0.00 | 178,969.00 | 178,969.00 | 0.00 | 0.00 | 0.00 | 178,969.00 | 23,201.40 | 31,614.88 | 116,743.72 | 5,400.00 | 178,969.00 | 23,201.40 | 31,614.88 | 116,743.72 | 5,400.00 | 178,969.00 | 0.00 | 0.00 | 0.00 | 0.00 | | | | |
| Locally-Funded Projects | | 8,114,861.27 | 3,372,183.00 | 11,487,044.27 | 8,114,861.27 | 0.00 | 0.00 | 3,372,183.00 | 11,487,044.27 | 2,801,425.41 | 847,382.50 | 465,533.67 | 6,770,933.44 | 10,884,615.41 | 2,777,405.41 | 871,382.59 | 482,068.36 | 2,036,325.22 | 5,147,121.40 | 0.00 | 602,838.86 | 150,525.00 | 4,586,799.01 | | | | |
| Support for Local Governance Program | 310100200004000 | 844,947.57 | 31,225.00 | 876,172.57 | 844,947.57 | 0.00 | 0.00 | 31,225.00 | 876,172.57 | 131,572.37 | 189,882.60 | 30,880.90 | 446,197.90 | 893,333.07 | 131,572.37 | 189,882.60 | 30,880.90 | 349,672.90 | 701,808.07 | 0.00 | 74,940.50 | 0.00 | 0.00 | | | | |
| MOOE | | 844,947.57 | 31,225.00 | 876,172.57 | 844,947.57 | 0.00 | 0.00 | 31,225.00 | 876,172.57 | 131,572.37 | 189,882.60 | 30,880.90 | 446,197.90 | 893,333.07 | 131,572.37 | 189,882.60 | 30,880.90 | 349,672.90 | 701,808.07 | 0.00 | 74,940.50 | 0.00 | 0.00 | | | | |
| Law Society Organization/Member's Participation | 310100200005000 | 2,955.20 | 0.00 | 2,955.20 | 2,955.20 | 0.00 | 0.00 | 0.00 | 2,955.20 | 0.00 | 2,955.20 | 0.00 | 0.00 | 2,955.20 | 0.00 | 2,955.20 | 0.00 | 0.00 | 2,955.20 | 0.00 | 0.00 | 0.00 | 0.00 | | | | |
| MOOE | | 2,955.20 | 0.00 | 2,955.20 | 2,955.20 | 0.00 | 0.00 | 0.00 | 2,955.20 | 0.00 | 2,955.20 | 0.00 | 0.00 | 2,955.20 | 0.00 | 2,955.20 | 0.00 | 0.00 | 2,955.20 | 0.00 | 0.00 | 0.00 | 0.00 | | | | |
| Improve LGU Competitiveness and Ease of Doing Business | 310100200006000 | 257,189.20 | 0.00 | 257,189.20 | 257,189.20 | 0.00 | 0.00 | 0.00 | 257,189.20 | 0.00 | 27,750.00 | 29,436.20 | 0.00 | 57,189.20 | 0.00 | 27,750.00 | 29,436.20 | 0.00 | 57,189.20 | 0.00 | 300,000.00 | 0.00 | 0.00 | | | | |
| MOOE | | 257,189.20 | 0.00 | 257,189.20 | 257,189.20 | 0.00 | 0.00 | 0.00 | 257,189.20 | 0.00 | 27,750.00 | 29,436.20 | 0.00 | 57,189.20 | 0.00 | 27,750.00 | 29,436.20 | 0.00 | 57,189.20 | 0.00 | 300,000.00 | 0.00 | 0.00 | | | | |
| LAN, WAN and IP Telephony Expansion | 310100200007000 | 88,000.00 | 0.00 | 88,000.00 | 88,000.00 | 0.00 | 0.00 | 0.00 | 88,000.00 | 0.00 | 16,000.00 | 16,000.00 | 0.00 | 34,000.00 | 0.00 | 16,000.00 | 16,000.00 | 0.00 | 34,000.00 | 0.00 | 0.00 | 0.00 | 0.00 | | | | |
| MOOE | | 88,000.00 | 0.00 | 88,000.00 | 88,000.00 | 0.00 | 0.00 | 0.00 | 88,000.00 | 0.00 | 16,000.00 | 16,000.00 | 0.00 | 34,000.00 | 0.00 | 16,000.00 | 16,000.00 | 0.00 | 34,000.00 | 0.00 | 0.00 | 0.00 | 0.00 | | | | |
| Enhanced Comprehensive Local Empowerment Program (E-CLEP) | 310100200008000 | 0.00 | 2,447,000.00 | 2,447,000.00 | 0.00 | 0.00 | 0.00 | 2,447,000.00 | 2,447,000.00 | 0.00 | 0.00 | 0.00 | 0.00 | 2,447,000.00 | 0.00 | 2,447,000.00 | 0.00 | 0.00 | 2,444,800.00 | 0.00 | 2,200.00 | 0.00 | 0.00 | | | | |
| MOOE | | 0.00 | 2,447,000.00 | 2,447,000.00 | 0.00 | 0.00 | 0.00 | 2,447,000.00 | 2,447,000.00 | 0.00 | 0.00 | 0.00 | 0.00 | 2,447,000.00 | 0.00 | 2,447,000.00 | 0.00 | 0.00 | 2,444,800.00 | 0.00 | 2,200.00 | 0.00 | 0.00 | | | | |

This report was generated using the Unified Reporting System on January 24, 2023 13:29 PM version FAR1.1.1, Status: SUBMITTED

Department : Department of the Interior and Local Government (DILG)
 Agency/Entity : Office of the Secretary
 Operating Unit : Regional Office - I
 Organization Code (UACS) : 14 001 030001
 Fund Cluster : 01 Regular Agency Fund
 (e.g. UACS Fund Cluster: 01-Regular Agency Fund, 02-Foreign Assisted Projects Fund, 03-Special Account-Locally Funded/Domestic Grants Fund, and 04-Special Account-Foreign Assisted/Foreign Grants Fund)

| | |
|---|-----------------------------|
| | Current Year Appropriations |
| | Supplemental Appropriations |
| X | Continuing Appropriations |

| Particulars | UACS CODE | Appropriations | | | | | Allotments | | | | | Current Year Obligations | | | | | Current Year Disbursements | | | | | Balances | | | |
|--|---------------|---------------------------|---|-------------------------|---------------------|---------------------------------------|-------------|----------------|---------------------------|-----------------------------|----------------------------|---------------------------------|--------------------------------|------------------|-----------------------------|----------------------------|---------------------------------|--------------------------------|------------------|---------------------------|------------------------|------------------------------------|--------------|--|--|
| | | Authorized Appropriations | Adjustments (Transfer To/From, Realignment) | Adjusted Appropriations | Allotments Received | Adjustments (Withdrawal, Realignment) | Transfer To | Transfer From | Adjusted Total Allotments | 1st Quarter Ending March 31 | 2nd Quarter Ending June 30 | 3rd Quarter Ending September 30 | 4th Quarter Ending December 31 | TOTAL | 1st Quarter Ending March 31 | 2nd Quarter Ending June 30 | 3rd Quarter Ending September 30 | 4th Quarter Ending December 31 | TOTAL | Unreleased Appropriations | Unobligated Allotments | Unpaid Obligations (15-20)=(21-26) | | | |
| | | 3 | 4 | 5=(3+4) | 6 | 7 | 8 | 9 | 10=(8+9) | 11 | 12 | 13 | 14 | 15=(11+12+13+14) | 16 | 17 | 18 | 19 | 20=(16+17+18+19) | 21=(5-10) | 22=(18-19) | 23 | 24 | | |
| Capacitating LGUs on Resilience Governance | 3101000000000 | 8,000.00 | 22,000.00 | 28,000.00 | 8,000.00 | 0.00 | 0.00 | 20,000.00 | 28,000.00 | 0.00 | 0.00 | 2,000.00 | 20,000.00 | 22,000.00 | 0.00 | 0.00 | 2,000.00 | 20,000.00 | 22,000.00 | 0.00 | 0.00 | 0.00 | 0.00 | | |
| MOOE | | 8,000.00 | 22,000.00 | 28,000.00 | 8,000.00 | 0.00 | 0.00 | 20,000.00 | 28,000.00 | 0.00 | 0.00 | 2,000.00 | 20,000.00 | 22,000.00 | 0.00 | 0.00 | 2,000.00 | 20,000.00 | 22,000.00 | 0.00 | 0.00 | 0.00 | 0.00 | | |
| Philippine Anti-Illegal Drugs Strategy (PAIDS) | 3101000000000 | 140,915.02 | 0.00 | 140,915.02 | 140,915.02 | 0.00 | 0.00 | 0.00 | 140,915.02 | 28,055.00 | 99,147.89 | 10,212.33 | 3,500.00 | 140,915.02 | 28,055.00 | 99,147.89 | 8,886.74 | 4,825.59 | 140,915.02 | 0.00 | 0.00 | 0.00 | 0.00 | | |
| MOOE | | 140,915.02 | 0.00 | 140,915.02 | 140,915.02 | 0.00 | 0.00 | 0.00 | 140,915.02 | 28,055.00 | 99,147.89 | 10,212.33 | 3,500.00 | 140,915.02 | 28,055.00 | 99,147.89 | 8,886.74 | 4,825.59 | 140,915.02 | 0.00 | 0.00 | 0.00 | 0.00 | | |
| Preventing and Countering Violent Extremism and Terrorism (PCVET) | 3101000000000 | 138,609.50 | 20,000.00 | 158,609.50 | 138,609.50 | 0.00 | 0.00 | 20,000.00 | 158,609.50 | 84,300.00 | 0.00 | 1,700.00 | 69,800.00 | 155,800.00 | 84,300.00 | 0.00 | 1,700.00 | 20,000.00 | 196,600.00 | 0.00 | 2,809.50 | 49,800.00 | 0.00 | | |
| MOOE | | 138,609.50 | 20,000.00 | 158,609.50 | 138,609.50 | 0.00 | 0.00 | 20,000.00 | 158,609.50 | 84,300.00 | 0.00 | 1,700.00 | 69,800.00 | 155,800.00 | 84,300.00 | 0.00 | 1,700.00 | 20,000.00 | 196,600.00 | 0.00 | 2,809.50 | 49,800.00 | 0.00 | | |
| LGU Information Management Program | 3101000000000 | 72,338.84 | 12,000.00 | 84,338.84 | 72,338.84 | 0.00 | 0.00 | 12,000.00 | 84,338.84 | 65,238.87 | 0.00 | 19,998.87 | 0.00 | 84,338.84 | 41,239.87 | 24,000.00 | 19,998.87 | 0.00 | 84,338.84 | 0.00 | 0.00 | 0.00 | 0.00 | | |
| MOOE | | 72,338.84 | 12,000.00 | 84,338.84 | 72,338.84 | 0.00 | 0.00 | 12,000.00 | 84,338.84 | 65,238.87 | 0.00 | 19,998.87 | 0.00 | 84,338.84 | 41,239.87 | 24,000.00 | 19,998.87 | 0.00 | 84,338.84 | 0.00 | 0.00 | 0.00 | 0.00 | | |
| Construction of Provincial Offices and Improvement of Existing Facilities | 3101000000000 | 6,500,000.00 | 0.00 | 6,500,000.00 | 6,500,000.00 | 0.00 | 0.00 | 0.00 | 6,500,000.00 | 0.00 | 0.00 | 0.00 | 0.00 | 6,500,000.00 | 0.00 | 0.00 | 0.00 | 0.00 | 6,500,000.00 | 0.00 | 0.00 | 0.00 | 0.00 | | |
| MOOE | | 6,500,000.00 | 0.00 | 6,500,000.00 | 6,500,000.00 | 0.00 | 0.00 | 0.00 | 6,500,000.00 | 0.00 | 0.00 | 0.00 | 0.00 | 6,500,000.00 | 0.00 | 0.00 | 0.00 | 0.00 | 6,500,000.00 | 0.00 | 0.00 | 0.00 | 0.00 | | |
| Support to COVID-19 Contact Tracing Operations | 3101000000000 | 54,725.84 | 841,937.00 | 896,662.84 | 54,725.84 | 0.00 | 0.00 | 841,937.00 | 896,662.84 | 66,238.17 | 510,796.90 | 315,163.47 | 0.00 | 896,662.84 | 66,238.17 | 510,796.90 | 315,163.47 | 0.00 | 896,662.84 | 0.00 | 4,424.40 | 0.00 | 0.00 | | |
| MOOE | | 54,725.84 | 841,937.00 | 896,662.84 | 54,725.84 | 0.00 | 0.00 | 841,937.00 | 896,662.84 | 66,238.17 | 510,796.90 | 315,163.47 | 0.00 | 896,662.84 | 66,238.17 | 510,796.90 | 315,163.47 | 0.00 | 896,662.84 | 0.00 | 4,424.40 | 0.00 | 0.00 | | |
| Teach of Life Disaster Training and Equipment Assistance to various Non-NCR LGUs | 3101000000000 | 9,000.00 | 0.00 | 9,000.00 | 9,000.00 | 0.00 | 0.00 | 0.00 | 9,000.00 | 0.00 | 0.00 | 0.00 | 0.00 | 9,000.00 | 0.00 | 0.00 | 0.00 | 0.00 | 9,000.00 | 0.00 | 0.00 | 0.00 | 0.00 | | |
| MOOE | | 9,000.00 | 0.00 | 9,000.00 | 9,000.00 | 0.00 | 0.00 | 0.00 | 9,000.00 | 0.00 | 0.00 | 0.00 | 0.00 | 9,000.00 | 0.00 | 0.00 | 0.00 | 0.00 | 9,000.00 | 0.00 | 0.00 | 0.00 | 0.00 | | |
| LOCAL GOVERNMENT PERFORMANCE OVERSIGHT AND RECOGNITION AND INCENTIVES | | 107,660.77 | 288,467,708.00 | 288,575,368.77 | 107,660.77 | 0.00 | 0.00 | 288,467,708.00 | 288,575,368.77 | 0.00 | 794,422.00 | 486,491.00 | 287,217,229.77 | 288,467,708.00 | 0.00 | 0.00 | 0.00 | 0.00 | 288,467,708.00 | 0.00 | 0.00 | 0.00 | 0.00 | | |
| MOOE | | 107,660.77 | 288,467,708.00 | 288,575,368.77 | 107,660.77 | 0.00 | 0.00 | 288,467,708.00 | 288,575,368.77 | 0.00 | 794,422.00 | 486,491.00 | 287,217,229.77 | 288,467,708.00 | 0.00 | 0.00 | 0.00 | 0.00 | 288,467,708.00 | 0.00 | 0.00 | 0.00 | 0.00 | | |
| Local Government Performance Incentive Fund (LGP-IF) | 3102001000000 | 164,850.00 | 288,317,700.00 | 288,482,550.00 | 164,850.00 | 0.00 | 0.00 | 288,317,700.00 | 288,482,550.00 | 0.00 | 609,822.00 | 485,051.00 | 287,150,139.00 | 288,317,700.00 | 0.00 | 609,822.00 | 485,051.00 | 287,150,139.00 | 288,317,700.00 | 0.00 | 78,536.00 | 0.00 | 0.00 | | |
| MOOE | | 164,850.00 | 288,317,700.00 | 288,482,550.00 | 164,850.00 | 0.00 | 0.00 | 288,317,700.00 | 288,482,550.00 | 0.00 | 609,822.00 | 485,051.00 | 287,150,139.00 | 288,317,700.00 | 0.00 | 609,822.00 | 485,051.00 | 287,150,139.00 | 288,317,700.00 | 0.00 | 78,536.00 | 0.00 | 0.00 | | |
| Locally-Funded Projects | | 3,040.77 | 150,000.00 | 153,040.77 | 3,040.77 | 0.00 | 0.00 | 150,000.00 | 153,040.77 | 0.00 | 84,600.00 | 9,600.00 | 56,779.80 | 150,000.00 | 0.00 | 70,200.00 | 24,000.00 | 56,779.80 | 150,000.00 | 0.00 | 0.00 | 0.00 | 0.00 | | |
| MOOE | | 3,040.77 | 150,000.00 | 153,040.77 | 3,040.77 | 0.00 | 0.00 | 150,000.00 | 153,040.77 | 0.00 | 84,600.00 | 9,600.00 | 56,779.80 | 150,000.00 | 0.00 | 70,200.00 | 24,000.00 | 56,779.80 | 150,000.00 | 0.00 | 0.00 | 0.00 | 0.00 | | |
| Linking Tagapagpansinaya Incentive Awards | 3102000000000 | 979.80 | 150,000.00 | 150,979.80 | 979.80 | 0.00 | 0.00 | 150,000.00 | 150,979.80 | 0.00 | 84,600.00 | 9,600.00 | 56,779.80 | 150,000.00 | 0.00 | 70,200.00 | 24,000.00 | 56,779.80 | 150,000.00 | 0.00 | 0.00 | 0.00 | 0.00 | | |
| MOOE | | 979.80 | 150,000.00 | 150,979.80 | 979.80 | 0.00 | 0.00 | 150,000.00 | 150,979.80 | 0.00 | 84,600.00 | 9,600.00 | 56,779.80 | 150,000.00 | 0.00 | 70,200.00 | 24,000.00 | 56,779.80 | 150,000.00 | 0.00 | 0.00 | 0.00 | 0.00 | | |
| Barangay Kapayapaan (BK) | 3102000000000 | 2,060.97 | 0.00 | 2,060.97 | 2,060.97 | 0.00 | 0.00 | 0.00 | 2,060.97 | 0.00 | 0.00 | 0.00 | 0.00 | 2,060.97 | 0.00 | 0.00 | 0.00 | 0.00 | 2,060.97 | 0.00 | 0.00 | 0.00 | 0.00 | | |
| MOOE | | 2,060.97 | 0.00 | 2,060.97 | 2,060.97 | 0.00 | 0.00 | 0.00 | 2,060.97 | 0.00 | 0.00 | 0.00 | 0.00 | 2,060.97 | 0.00 | 0.00 | 0.00 | 0.00 | 2,060.97 | 0.00 | 0.00 | 0.00 | 0.00 | | |
| Sub-Total, Operations | | 8,651,947.37 | 291,838,863.00 | 300,490,810.37 | 8,651,947.37 | 0.00 | 0.00 | 291,838,863.00 | 300,490,810.37 | 2,841,677.80 | 1,807,171.49 | 1,136,736.69 | 284,903,282.12 | 298,788,967.90 | 2,810,702.99 | 1,823,746.13 | 1,147,611.10 | 289,259,313.70 | 298,551,373.89 | 0.00 | 703,142.47 | 150,525.00 | 4,586,769.01 | | |
| PS | | 0.00 | 0.00 | 0.00 | 0.00 | 0.00 | 0.00 | 0.00 | 0.00 | 0.00 | 0.00 | 0.00 | 0.00 | 0.00 | 0.00 | 0.00 | 0.00 | 0.00 | 0.00 | 0.00 | 0.00 | 0.00 | 0.00 | | |
| MOOE | | 0.00 | 0.00 | 0.00 | 0.00 | 0.00 | 0.00 | 0.00 | 0.00 | 0.00 | 0.00 | 0.00 | 0.00 | 0.00 | 0.00 | 0.00 | 0.00 | 0.00 | 0.00 | 0.00 | 0.00 | 0.00 | 0.00 | | |
| Funds (if Applicable) | | 3,151,947.37 | 291,838,863.00 | 295,990,810.37 | 3,151,947.37 | 0.00 | 0.00 | 291,838,863.00 | 295,990,810.37 | 2,841,677.80 | 1,807,171.49 | 1,136,736.69 | 287,806,536.58 | 293,594,122.39 | 2,810,702.99 | 1,823,746.13 | 1,147,611.10 | 287,991,537.17 | 293,443,047.36 | 0.00 | 397,986.01 | 150,525.00 | 0.00 | | |
| CG | | 0.00 | 0.00 | 0.00 | 0.00 | 0.00 | 0.00 | 0.00 | 0.00 | 0.00 | 0.00 | 0.00 | 0.00 | 0.00 | 0.00 | 0.00 | 0.00 | 0.00 | 0.00 | 0.00 | 0.00 | 0.00 | 0.00 | | |
| Special Purpose Fund | | 5,500,000.00 | 0.00 | 5,500,000.00 | 5,500,000.00 | 0.00 | 0.00 | 0.00 | 5,500,000.00 | 0.00 | 0.00 | 0.00 | 0.00 | 5,500,000.00 | 0.00 | 0.00 | 0.00 | 0.00 | 5,500,000.00 | 0.00 | 0.00 | 0.00 | 0.00 | | |
| MOOE | | 5,500,000.00 | 0.00 | 5,500,000.00 | 5,500,000.00 | 0.00 | 0.00 | 0.00 | 5,500,000.00 | 0.00 | 0.00 | 0.00 | 0.00 | 5,500,000.00 | 0.00 | 0.00 | 0.00 | 0.00 | 5,500,000.00 | 0.00 | 0.00 | 0.00 | 0.00 | | |
| General Administration and Support | 1000000000000 | 933,997.19 | 4,031,236.00 | 4,965,233.19 | 933,997.19 | 0.00 | 0.00 | 4,031,236.00 | 4,965,233.19 | 1,121,800.00 | 1,182,578.00 | 827,896.88 | 1,286,344.32 | 4,324,589.00 | 1,121,800.00 | 1,182,578.00 | 827,896.88 | 1,214,344.32 | 4,166,369.00 | 0.00 | 642,614.16 | 186,000.00 | 0.00 | | |
| MOOE | | 933,997.19 | 4,031,236.00 | 4,965,233.19 | 933,997.19 | 0.00 | 0.00 | 4,031,236.00 | 4,965,233.19 | 1,121,800.00 | 1,182,578.00 | 827,896.88 | 1,286,344.32 | 4,324,589.00 | 1,121,800.00 | 1,182,578.00 | 827,896.88 | 1,214,344.32 | 4,166,369.00 | 0.00 | 642,614.16 | 186,000.00 | 0.00 | | |
| General Management and Supervision | 1000000000000 | 0.00 | 3,724,000.00 | 3,724,000.00 | 0.00 | 0.00 | 0.00 | 3,724,000.00 | 3,724,000.00 | 912,000.00 | 978,000.00 | 638,000.00 | 1,298,000.00 | 3,724,000.00 | 912,000.00 | 978,000.00 | 638,000.00 | 1,130,000.00 | 3,588,000.00 | 0.00 | 0.00 | 186,000.00 | 0.00 | | |
| MOOE | | 0.00 | 3,724,000.00 | 3,724,000.00 | 0.00 | 0.00 | 0.00 | 3,724,000.00 | 3,724,000.00 | 912,000.00 | 978,000.00 | 638,000.00 | 1,298,000.00 | 3,724,000.00 | 912,000.00 | 978,000.00 | 638,000.00 | 1,130,000.00 | 3,588,000.00 | 0.00 | 0.00 | 186,000.00 | 0.00 | | |

STATEMENT OF APPROPRIATIONS, ALLOTMENTS, OBLIGATIONS, DISBURSEMENTS AND BALANCES
As at the Quarter Ending December 31, 2022

Department : Department of the Interior and Local Government (DILG)
 Agency/Entity : Office of the Secretary
 Operating Unit : Regional Office - I
 Organization Code (UACS) : 14 001 030001
 Fund Cluster : 01 Regular Agency Fund

X Current Year Appropriations
 Supplemental Appropriations
 Continuing Appropriations

(e.g. UACS Fund Cluster: 01-Regular Agency Fund, 02-Foreign Assisted Projects Fund, 03-Special Account-Locally Funded/Domestic Grants Fund, and 04-Special Account-Foreign Assisted/Foreign Grants Fund)

| Particulars | UACS CODE | Appropriations | | Allotments | | | Current Year Obligations | | | | | Current Year Disbursements | | | | | Balances | | | | | | |
|---|----------------|---------------------------|--|---------------------|--|-------------|--------------------------|---------------------------|-----------------------------|----------------------------|---------------------------------|--------------------------------|----------------|-----------------------------|----------------------------|---------------------------------|--------------------------------|----------------|---------------------------|------------------------|-----------------------------------|--------------|------|
| | | Authorized Appropriations | Adjusted Appropriations (Transfer To/From, Modifications/ Augmentations) | Allotments Received | Adjustments (Reductions, Modifications/ Augmentations) | Transfer To | Transfer From | Adjusted Total Allotments | 1st Quarter Ending March 31 | 2nd Quarter Ending June 30 | 3rd Quarter Ending September 30 | 4th Quarter Ending December 31 | TOTAL | 1st Quarter Ending March 31 | 2nd Quarter Ending June 30 | 3rd Quarter Ending September 30 | 4th Quarter Ending December 31 | TOTAL | Unreleased Appropriations | Unobligated Allotments | Unpaid Obligations(15-23)+(23+24) | | |
| | | 3 | 4 | 5 | 6 | 7 | 8 | 9 | 10=(8)+(7)+6 | 11 | 12 | 13 | 14 | 15=(11+12+13+14) | 16 | 17 | 18 | 19 | 20=(16+17+18+19) | 21 | 22 | 23 | 24 |
| I Agency Specific Budget | | 271,842,000.00 | 60,924,574.62 | 331,843,574.62 | 271,842,000.00 | 0.00 | 0.00 | 60,101,574.62 | 301,843,574.62 | 50,022,589.81 | 104,300,261.33 | 79,473,838.23 | 81,525,763.64 | 304,304,173.01 | 58,673,019.58 | 104,707,231.58 | 74,668,014.56 | 85,018,371.18 | 323,096,436.88 | 0.00 | 7,058,401.81 | 1,287,795.13 | 0.00 |
| General Administration and Support | 10000000000000 | 0.00 | 2,702,809.62 | 2,702,809.62 | 0.00 | 0.00 | 0.00 | 2,702,809.62 | 2,702,809.62 | 90,773.74 | 4,408,149.84 | 29,339.34 | (1,826,453.40) | 2,702,809.62 | 90,773.74 | 4,408,149.84 | 29,339.34 | (1,826,453.40) | 2,702,809.62 | 0.00 | 0.00 | 0.00 | 0.00 |
| General Management and Supervision | 1000001000100 | 0.00 | 1,007,757.00 | 1,007,757.00 | 0.00 | 0.00 | 0.00 | 1,007,757.00 | 1,007,757.00 | 90,773.74 | 2,714,097.32 | 29,339.34 | (1,826,453.40) | 1,007,757.00 | 90,773.74 | 2,714,097.32 | 29,339.34 | (1,826,453.40) | 1,007,757.00 | 0.00 | 0.00 | 0.00 | 0.00 |
| PS | | 0.00 | 777,990.00 | 777,990.00 | 0.00 | 0.00 | 0.00 | 777,990.00 | 777,990.00 | 0.00 | 2,803,453.40 | 0.00 | (1,826,453.40) | 777,990.00 | 0.00 | 2,803,453.40 | 0.00 | (1,826,453.40) | 777,990.00 | 0.00 | 0.00 | 0.00 | 0.00 |
| MOOE | | 0.00 | 230,757.00 | 230,757.00 | 0.00 | 0.00 | 0.00 | 230,757.00 | 230,757.00 | 90,773.74 | 110,643.92 | 29,339.34 | 0.00 | 230,757.00 | 90,773.74 | 110,643.92 | 29,339.34 | 0.00 | 230,757.00 | 0.00 | 0.00 | 0.00 | 0.00 |
| Administration of Personnel Benefits | 10000010000000 | 0.00 | 1,896,062.62 | 1,896,062.62 | 0.00 | 0.00 | 0.00 | 1,896,062.62 | 1,896,062.62 | 0.00 | 1,896,062.62 | 0.00 | 0.00 | 1,896,062.62 | 0.00 | 1,896,062.62 | 0.00 | 0.00 | 1,896,062.62 | 0.00 | 0.00 | 0.00 | 0.00 |
| PS | | 0.00 | 1,896,062.62 | 1,896,062.62 | 0.00 | 0.00 | 0.00 | 1,896,062.62 | 1,896,062.62 | 0.00 | 1,896,062.62 | 0.00 | 0.00 | 1,896,062.62 | 0.00 | 1,896,062.62 | 0.00 | 0.00 | 1,896,062.62 | 0.00 | 0.00 | 0.00 | 0.00 |
| Sub-Total, General Administration and Support | | 0.00 | 2,702,809.62 | 2,702,809.62 | 0.00 | 0.00 | 0.00 | 2,702,809.62 | 2,702,809.62 | 90,773.74 | 4,408,149.84 | 29,339.34 | (1,826,453.40) | 2,702,809.62 | 90,773.74 | 4,408,149.84 | 29,339.34 | (1,826,453.40) | 2,702,809.62 | 0.00 | 0.00 | 0.00 | 0.00 |
| PS | | 0.00 | 2,472,952.62 | 2,472,952.62 | 0.00 | 0.00 | 0.00 | 2,472,952.62 | 2,472,952.62 | 0.00 | 4,298,596.02 | 0.00 | (1,826,453.40) | 2,472,952.62 | 0.00 | 4,298,596.02 | 0.00 | (1,826,453.40) | 2,472,952.62 | 0.00 | 0.00 | 0.00 | 0.00 |
| MOOE | | 0.00 | 230,757.00 | 230,757.00 | 0.00 | 0.00 | 0.00 | 230,757.00 | 230,757.00 | 90,773.74 | 110,643.92 | 29,339.34 | 0.00 | 230,757.00 | 90,773.74 | 110,643.92 | 29,339.34 | 0.00 | 230,757.00 | 0.00 | 0.00 | 0.00 | 0.00 |
| FinEx (if Applicable) | | 0.00 | 0.00 | 0.00 | 0.00 | 0.00 | 0.00 | 0.00 | 0.00 | 0.00 | 0.00 | 0.00 | 0.00 | 0.00 | 0.00 | 0.00 | 0.00 | 0.00 | 0.00 | 0.00 | 0.00 | 0.00 | 0.00 |
| OO | | 0.00 | 0.00 | 0.00 | 0.00 | 0.00 | 0.00 | 0.00 | 0.00 | 0.00 | 0.00 | 0.00 | 0.00 | 0.00 | 0.00 | 0.00 | 0.00 | 0.00 | 0.00 | 0.00 | 0.00 | 0.00 | 0.00 |
| Support to Operations | 20000000000000 | 0.00 | 26,870,267.00 | 26,870,267.00 | 0.00 | 0.00 | 0.00 | 26,870,267.00 | 26,870,267.00 | 3,716,783.79 | 5,303,633.75 | 7,529,522.37 | 8,968,305.03 | 25,518,224.94 | 3,713,983.79 | 5,307,233.75 | 7,529,522.37 | 8,024,130.03 | 25,174,049.94 | 0.00 | 1,354,042.06 | 342,175.00 | 0.00 |
| Development or process, programs, and standards for local government capacity development and performance oversight | 20000010000100 | 0.00 | 358,485.00 | 358,485.00 | 0.00 | 0.00 | 0.00 | 358,485.00 | 358,485.00 | 105,337.29 | 67,127.71 | 72,354.14 | 85,371.48 | 330,190.62 | 105,337.29 | 67,127.71 | 72,354.14 | 80,371.48 | 325,190.62 | 0.00 | 28,274.38 | 5,093.00 | 0.00 |
| MOOE | | 0.00 | 358,485.00 | 358,485.00 | 0.00 | 0.00 | 0.00 | 358,485.00 | 358,485.00 | 105,337.29 | 67,127.71 | 72,354.14 | 85,371.48 | 330,190.62 | 105,337.29 | 67,127.71 | 72,354.14 | 80,371.48 | 325,190.62 | 0.00 | 28,274.38 | 5,093.00 | 0.00 |
| Monitoring and Evaluation of Assistance to LGUs | 20000010000800 | 0.00 | 21,145,802.00 | 21,145,802.00 | 0.00 | 0.00 | 0.00 | 21,145,802.00 | 21,145,802.00 | 3,611,428.50 | 4,793,958.76 | 5,736,854.19 | 6,371,840.58 | 20,517,180.94 | 3,607,826.50 | 4,787,588.76 | 5,736,854.19 | 6,171,460.59 | 20,316,730.54 | 0.00 | 628,621.96 | 200,450.00 | 0.00 |
| MOOE | | 0.00 | 21,145,802.00 | 21,145,802.00 | 0.00 | 0.00 | 0.00 | 21,145,802.00 | 21,145,802.00 | 3,611,428.50 | 4,793,958.76 | 5,736,854.19 | 6,371,840.58 | 20,517,180.94 | 3,607,826.50 | 4,787,588.76 | 5,736,854.19 | 6,171,460.59 | 20,316,730.54 | 0.00 | 628,621.96 | 200,450.00 | 0.00 |
| Monitoring and Evaluation to include M & E of the Infrastructure Projects of LGUs | 20000010000600 | 0.00 | 5,396,000.00 | 5,396,000.00 | 0.00 | 0.00 | 0.00 | 5,396,000.00 | 5,396,000.00 | 0.00 | 442,547.28 | 1,717,314.04 | 2,506,962.96 | 4,868,854.28 | 0.00 | 442,547.28 | 1,717,314.04 | 2,372,267.06 | 4,532,129.28 | 0.00 | 897,145.72 | 136,725.00 | 0.00 |
| MOOE | | 0.00 | 5,396,000.00 | 5,396,000.00 | 0.00 | 0.00 | 0.00 | 5,396,000.00 | 5,396,000.00 | 0.00 | 442,547.28 | 1,717,314.04 | 2,506,962.96 | 4,868,854.28 | 0.00 | 442,547.28 | 1,717,314.04 | 2,372,267.06 | 4,532,129.28 | 0.00 | 897,145.72 | 136,725.00 | 0.00 |
| Sub-Total, Support to Operations | | 0.00 | 26,870,267.00 | 26,870,267.00 | 0.00 | 0.00 | 0.00 | 26,870,267.00 | 26,870,267.00 | 3,716,783.79 | 5,303,633.75 | 7,529,522.37 | 8,968,305.03 | 25,518,224.94 | 3,713,983.79 | 5,307,233.75 | 7,529,522.37 | 8,024,130.03 | 25,174,049.94 | 0.00 | 1,354,042.06 | 342,175.00 | 0.00 |
| PS | | 0.00 | 0.00 | 0.00 | 0.00 | 0.00 | 0.00 | 0.00 | 0.00 | 0.00 | 0.00 | 0.00 | 0.00 | 0.00 | 0.00 | 0.00 | 0.00 | 0.00 | 0.00 | 0.00 | 0.00 | 0.00 | 0.00 |
| MOOE | | 0.00 | 26,870,267.00 | 26,870,267.00 | 0.00 | 0.00 | 0.00 | 26,870,267.00 | 26,870,267.00 | 3,716,783.79 | 5,303,633.75 | 7,529,522.37 | 8,968,305.03 | 25,518,224.94 | 3,713,983.79 | 5,307,233.75 | 7,529,522.37 | 8,024,130.03 | 25,174,049.94 | 0.00 | 1,354,042.06 | 342,175.00 | 0.00 |
| FinEx (if Applicable) | | 0.00 | 0.00 | 0.00 | 0.00 | 0.00 | 0.00 | 0.00 | 0.00 | 0.00 | 0.00 | 0.00 | 0.00 | 0.00 | 0.00 | 0.00 | 0.00 | 0.00 | 0.00 | 0.00 | 0.00 | 0.00 | 0.00 |
| OO | | 0.00 | 0.00 | 0.00 | 0.00 | 0.00 | 0.00 | 0.00 | 0.00 | 0.00 | 0.00 | 0.00 | 0.00 | 0.00 | 0.00 | 0.00 | 0.00 | 0.00 | 0.00 | 0.00 | 0.00 | 0.00 | 0.00 |
| Operations | 40000000000000 | 271,842,000.00 | 30,528,486.00 | 302,370,486.00 | 271,842,000.00 | 0.00 | 0.00 | 30,028,486.00 | 302,370,486.00 | 55,215,052.28 | 94,646,177.64 | 71,914,976.52 | 74,398,932.01 | 266,165,138.45 | 54,869,062.05 | 94,990,647.67 | 67,136,152.85 | 78,220,694.55 | 295,219,577.32 | 0.00 | 6,205,359.55 | 845,561.13 | 0.00 |
| OO - Local Governance Improved | | 271,842,000.00 | 30,528,486.00 | 302,370,486.00 | 271,842,000.00 | 0.00 | 0.00 | 30,528,486.00 | 302,370,486.00 | 55,215,052.28 | 94,646,177.64 | 71,914,976.52 | 74,398,932.01 | 266,165,138.45 | 54,869,062.05 | 94,990,647.67 | 67,136,152.85 | 78,220,694.55 | 295,219,577.32 | 0.00 | 6,205,359.55 | 845,561.13 | 0.00 |
| LOCAL GOVERNMENT EMPOWERMENT PROGRAM | | 271,842,000.00 | 29,350,894.56 | 301,192,894.56 | 271,842,000.00 | 0.00 | 0.00 | 29,350,894.56 | 301,192,894.56 | 55,165,952.28 | 94,603,677.64 | 71,546,976.52 | 74,176,221.83 | 265,303,928.27 | 54,818,062.05 | 94,845,147.67 | 66,771,152.05 | 78,054,484.37 | 294,860,867.14 | 0.00 | 5,798,969.79 | 833,061.13 | 0.00 |
| Supervision and Development of Local Governments | 31010010000100 | 0.00 | 271,386,000.00 | 271,386,000.00 | 0.00 | 0.00 | 0.00 | 271,386,000.00 | 271,386,000.00 | 52,835,881.20 | 86,338,283.93 | 84,181,642.86 | 86,536,789.83 | 293,886,579.62 | 52,701,822.97 | 86,495,742.18 | 55,548,009.42 | 70,478,610.90 | 289,186,189.49 | 0.00 | 1,565,423.38 | 894,381.13 | 0.00 |
| PS | | 240,285,000.00 | 5,750,000.00 | 246,035,000.00 | 240,285,000.00 | 0.00 | 0.00 | 246,035,000.00 | 246,035,000.00 | 49,066,793.70 | 80,281,545.29 | 58,529,614.90 | 62,331,468.10 | 250,005,431.22 | 49,995,783.70 | 80,281,545.29 | 53,841,779.67 | 66,346,223.14 | 248,536,331.20 | 0.00 | 28,568.80 | 470,108.00 | 0.00 |

This report was generated using the Unified Reporting System on January 24, 2023 13:06 PM version FAR1 2.6. Status : SUBMITTED

Department : Department of the Interior and Local Government (DILG)
 Agency/Entity : Office of the Secretary
 Operating Unit : Regional Office - I
 Organization Code (UACS) : 14 001 0300001
 Fund Cluster : 01 Regular Agency Fund
 i.e.g. UACS Fund Cluster: 01-Regular Agency Fund, 02-Foreign Assisted Projects Fund, 03-Special Account-Locally Funded/Domestic Grants Fund, and 04-Special Account-Foreign Assisted/Foreign Grants Fund)

| | |
|---|-----------------------------|
| X | Current Year Appropriations |
| | Supplemental Appropriations |
| | Continuing Appropriations |

| Particulars | UACS CODE | Appropriations | | Allotments | | | | | Current Year Obligations | | | | | Current Year Disbursements | | | | | Balances | | | | | |
|--|----------------|---------------------------|-------------------------|---------------------|--|----------------|---------------|---------------------------|-----------------------------|----------------------------|---------------------------------|--------------------------------|------------------|-----------------------------|----------------------------|---------------------------------|--------------------------------|------------------|---------------------------|------------------------|-----------------------------------|------------|------|------|
| | | Authorized Appropriations | Adjusted Appropriations | Allotments Received | Adjustments (Reductions, Modifications, Augmentations) | Transfer To | Transfer From | Adjusted Total Allotments | 1st Quarter Ending March 31 | 2nd Quarter Ending June 30 | 3rd Quarter Ending September 30 | 4th Quarter Ending December 31 | TOTAL | 1st Quarter Ending March 31 | 2nd Quarter Ending June 30 | 3rd Quarter Ending September 30 | 4th Quarter Ending December 31 | TOTAL | Unreleased Appropriations | Unobligated Allotments | Unpaid Obligations(15-25)=(23+24) | | | |
| | | 3 | 4 | 5 | 7 | 8 | 9 | 10=(8-9)+8-9 | 11 | 12 | 13 | 14 | 15=(11+12+13+14) | 16 | 17 | 18 | 19 | 20=(16-17)-18-19 | 21 | 22 | 23 | 24 | | |
| MOOE | | 24,731,000.00 | (5,750,000.00) | 17,961,000.00 | 24,731,000.00 | (5,750,000.00) | 0.00 | 0.00 | 17,961,000.00 | 3,798,067.50 | 4,330,298.94 | 5,374,313.01 | 3,706,900.07 | 17,479,610.42 | 3,035,136.27 | 4,466,096.07 | 5,401,415.33 | 3,699,907.93 | 17,205,319.29 | 0.00 | 501,380.50 | 234,261.13 | 0.00 | |
| CO | | 3,370,000.00 | 0.00 | 3,370,000.00 | 3,370,000.00 | 0.00 | 0.00 | 0.00 | 3,370,000.00 | 0.00 | 1,705,500.00 | 280,715.00 | 406,300.00 | 2,394,535.00 | 0.00 | 1,756,500.00 | 245,715.00 | 443,320.00 | 2,394,535.00 | 0.00 | 974,485.00 | 0.00 | 0.00 | |
| Strengthening of Peace and Orders Councils (POCs) | 31040010000000 | 456,000.00 | 23,125.00 | 479,125.00 | 456,000.00 | 0.00 | 0.00 | 23,125.00 | 479,125.00 | 585,000.00 | 50,350.00 | 22,290.00 | 156,200.00 | 428,820.00 | 186,000.00 | 30,350.00 | 22,290.00 | 156,200.00 | 428,820.00 | 0.00 | 70,188.85 | 0.00 | 0.00 | |
| MOOE | | 456,000.00 | 23,125.00 | 479,125.00 | 456,000.00 | 0.00 | 0.00 | 23,125.00 | 479,125.00 | 585,000.00 | 50,350.00 | 22,290.00 | 156,200.00 | 428,820.00 | 186,000.00 | 30,350.00 | 22,290.00 | 156,200.00 | 428,820.00 | 0.00 | 70,188.85 | 0.00 | 0.00 | |
| Projects | | 0.00 | 29,327,773.00 | 29,327,773.00 | 0.00 | 0.00 | 0.00 | 29,327,773.00 | 29,327,773.00 | 2,149,151.28 | 8,127,043.71 | 7,343,343.31 | 7,486,187.60 | 25,104,425.60 | 1,937,139.08 | 8,339,056.71 | 7,196,952.90 | 7,419,907.91 | 24,866,795.00 | 0.00 | 4,223,347.40 | 209,670.00 | 0.00 | |
| Locally-Funded Projects | | 0.00 | 29,327,773.00 | 29,327,773.00 | 0.00 | 0.00 | 0.00 | 29,327,773.00 | 29,327,773.00 | 2,149,151.28 | 8,127,043.71 | 7,343,343.31 | 7,486,187.60 | 25,104,425.60 | 1,937,139.08 | 8,339,056.71 | 7,196,952.90 | 7,419,907.91 | 24,866,795.00 | 0.00 | 4,223,347.40 | 209,670.00 | 0.00 | |
| Support for Local Governance Program | 35010020000000 | 0.00 | 5,102,026.00 | 5,102,026.00 | 0.00 | 0.00 | 0.00 | 5,102,026.00 | 5,102,026.00 | 420,586.11 | 1,066,464.01 | 602,752.87 | 1,943,787.11 | 4,323,612.10 | 420,586.11 | 1,066,464.01 | 602,752.87 | 1,943,787.11 | 4,296,612.10 | 0.00 | 778,413.90 | 25,000.00 | 0.00 | |
| MOOE | | 0.00 | 5,102,026.00 | 5,102,026.00 | 0.00 | 0.00 | 0.00 | 5,102,026.00 | 5,102,026.00 | 420,586.11 | 1,066,464.01 | 602,752.87 | 1,943,787.11 | 4,323,612.10 | 420,586.11 | 1,066,464.01 | 602,752.87 | 1,943,787.11 | 4,296,612.10 | 0.00 | 778,413.90 | 25,000.00 | 0.00 | |
| Civil Society Organization/People's Participatory Partnership Program | 31010020000000 | 0.00 | 458,000.00 | 458,000.00 | 0.00 | 0.00 | 0.00 | 458,000.00 | 458,000.00 | 30,000.00 | 145,517.80 | 55,000.00 | 134,500.00 | 428,964.30 | 30,000.00 | 148,517.80 | 55,000.00 | 138,926.50 | 427,464.30 | 0.00 | 29,035.70 | 1,500.00 | 0.00 | |
| MOOE | | 0.00 | 458,000.00 | 458,000.00 | 0.00 | 0.00 | 0.00 | 458,000.00 | 458,000.00 | 30,000.00 | 145,517.80 | 55,000.00 | 134,500.00 | 428,964.30 | 30,000.00 | 148,517.80 | 55,000.00 | 138,926.50 | 427,464.30 | 0.00 | 29,035.70 | 1,500.00 | 0.00 | |
| Improve LGU competitiveness and Ease of Doing Business | 31010020000000 | 0.00 | 1,605,343.00 | 1,605,343.00 | 0.00 | 0.00 | 0.00 | 1,605,343.00 | 1,605,343.00 | 99,000.00 | 145,517.80 | 55,000.00 | 134,500.00 | 428,964.30 | 99,000.00 | 148,517.80 | 55,000.00 | 138,926.50 | 427,464.30 | 0.00 | 29,035.70 | 1,500.00 | 0.00 | |
| MOOE | | 0.00 | 1,605,343.00 | 1,605,343.00 | 0.00 | 0.00 | 0.00 | 1,605,343.00 | 1,605,343.00 | 99,000.00 | 145,517.80 | 55,000.00 | 134,500.00 | 428,964.30 | 99,000.00 | 148,517.80 | 55,000.00 | 138,926.50 | 427,464.30 | 0.00 | 29,035.70 | 1,500.00 | 0.00 | |
| LAN, WAN and IP Telephony Expansion | 31010020000000 | 0.00 | 749,822.00 | 749,822.00 | 0.00 | 0.00 | 0.00 | 749,822.00 | 749,822.00 | 125,232.72 | 186,700.77 | 208,273.22 | 204,168.03 | 744,604.74 | 125,232.72 | 186,700.77 | 208,273.22 | 219,198.03 | 739,404.74 | 0.00 | 5,517.26 | 5,000.00 | 0.00 | |
| MOOE | | 0.00 | 749,822.00 | 749,822.00 | 0.00 | 0.00 | 0.00 | 749,822.00 | 749,822.00 | 125,232.72 | 186,700.77 | 208,273.22 | 204,168.03 | 744,604.74 | 125,232.72 | 186,700.77 | 208,273.22 | 219,198.03 | 739,404.74 | 0.00 | 5,517.26 | 5,000.00 | 0.00 | |
| Enhanced Comprehensive Local Integration Program (E-CLIP) | 35010020000000 | 0.00 | 1,900,527.00 | 1,900,527.00 | 0.00 | 0.00 | 0.00 | 1,900,527.00 | 1,900,527.00 | 0.00 | 0.00 | 0.00 | 0.00 | 1,900,526.74 | 0.00 | 0.00 | 0.00 | 0.00 | 1,900,526.74 | 0.00 | 0.26 | 0.00 | 0.00 | |
| MOOE | | 0.00 | 1,900,527.00 | 1,900,527.00 | 0.00 | 0.00 | 0.00 | 1,900,527.00 | 1,900,527.00 | 0.00 | 0.00 | 0.00 | 0.00 | 1,900,526.74 | 0.00 | 0.00 | 0.00 | 0.00 | 1,900,526.74 | 0.00 | 0.26 | 0.00 | 0.00 | |
| Barangay Tenor Skills Enhancement | 31010020000000 | 0.00 | 286,000.00 | 286,000.00 | 0.00 | 0.00 | 0.00 | 286,000.00 | 286,000.00 | 0.00 | 0.00 | 0.00 | 0.00 | 0.00 | 0.00 | 0.00 | 0.00 | 0.00 | 0.00 | 0.00 | 0.00 | 286,000.00 | 0.00 | 0.00 |
| MOOE | | 0.00 | 286,000.00 | 286,000.00 | 0.00 | 0.00 | 0.00 | 286,000.00 | 286,000.00 | 0.00 | 0.00 | 0.00 | 0.00 | 0.00 | 0.00 | 0.00 | 0.00 | 0.00 | 0.00 | 0.00 | 0.00 | 286,000.00 | 0.00 | 0.00 |
| Philippine Anti-Illegal Drugs Strategy (PAIDS) | 31010020000000 | 0.00 | 5,019,534.00 | 5,019,534.00 | 0.00 | 0.00 | 0.00 | 5,019,534.00 | 5,019,534.00 | 225,834.34 | 209,324.00 | 342,870.14 | 1,369,844.16 | 2,207,872.64 | 25,822.34 | 469,336.00 | 342,366.73 | 1,365,316.07 | 2,202,872.64 | 0.00 | 2,811,661.36 | 5,000.00 | 0.00 | |
| MOOE | | 0.00 | 5,019,534.00 | 5,019,534.00 | 0.00 | 0.00 | 0.00 | 5,019,534.00 | 5,019,534.00 | 225,834.34 | 209,324.00 | 342,870.14 | 1,369,844.16 | 2,207,872.64 | 25,822.34 | 469,336.00 | 342,366.73 | 1,365,316.07 | 2,202,872.64 | 0.00 | 2,811,661.36 | 5,000.00 | 0.00 | |
| Communitizing for Prevalent and Extreme violence and forming Alliance towards positive Change and Eradicate communities (CAPACE) | 31010020000000 | 0.00 | 240,000.00 | 240,000.00 | 0.00 | 0.00 | 0.00 | 240,000.00 | 240,000.00 | 240,000.00 | 0.00 | 0.00 | 0.00 | 240,000.00 | 251,000.00 | 9,000.00 | 0.00 | 0.00 | 240,000.00 | 0.00 | 0.00 | 0.00 | 0.00 | |
| MOOE | | 0.00 | 240,000.00 | 240,000.00 | 0.00 | 0.00 | 0.00 | 240,000.00 | 240,000.00 | 240,000.00 | 0.00 | 0.00 | 0.00 | 240,000.00 | 251,000.00 | 9,000.00 | 0.00 | 0.00 | 240,000.00 | 0.00 | 0.00 | 0.00 | 0.00 | |
| LGU Information Management Program | 35010020000000 | 0.00 | 778,232.00 | 778,232.00 | 0.00 | 0.00 | 0.00 | 778,232.00 | 778,232.00 | 86,584.54 | 125,688.74 | 273,042.45 | 296,604.86 | 761,978.59 | 86,584.54 | 125,688.74 | 269,344.40 | 290,360.86 | 751,978.59 | 0.00 | 16,253.41 | 10,000.00 | 0.00 | |
| MOOE | | 0.00 | 778,232.00 | 778,232.00 | 0.00 | 0.00 | 0.00 | 778,232.00 | 778,232.00 | 86,584.54 | 125,688.74 | 273,042.45 | 296,604.86 | 761,978.59 | 86,584.54 | 125,688.74 | 269,344.40 | 290,360.86 | 751,978.59 | 0.00 | 16,253.41 | 10,000.00 | 0.00 | |
| Centralization and Constitutional Reform Advocacy Campaign (CORE) | 31010020000000 | 0.00 | 302,950.00 | 302,950.00 | 0.00 | 0.00 | 0.00 | 302,950.00 | 302,950.00 | 0.00 | 0.00 | 0.00 | 0.00 | 302,950.00 | 0.00 | 0.00 | 0.00 | 0.00 | 302,950.00 | 0.00 | 0.00 | 0.00 | 0.00 | |
| MOOE | | 0.00 | 302,950.00 | 302,950.00 | 0.00 | 0.00 | 0.00 | 302,950.00 | 302,950.00 | 0.00 | 0.00 | 0.00 | 0.00 | 302,950.00 | 0.00 | 0.00 | 0.00 | 0.00 | 302,950.00 | 0.00 | 0.00 | 0.00 | 0.00 | |
| Support to COVID-19 Contact Tracing Operations | 31010020000000 | 0.00 | 12,688,739.00 | 12,688,739.00 | 0.00 | 0.00 | 0.00 | 12,688,739.00 | 12,688,739.00 | 977,681.37 | 6,331,348.39 | 5,209,791.43 | 82,827.82 | 12,661,618.11 | 977,681.37 | 6,331,348.39 | 5,209,791.43 | 82,827.82 | 12,651,618.11 | 0.00 | 36,919.89 | 0.00 | 0.00 | |
| MOOE | | 0.00 | 12,688,739.00 | 12,688,739.00 | 0.00 | 0.00 | 0.00 | 12,688,739.00 | 12,688,739.00 | 977,681.37 | 6,331,348.39 | 5,209,791.43 | 82,827.82 | 12,661,618.11 | 977,681.37 | 6,331,348.39 | 5,209,791.43 | 82,827.82 | 12,651,618.11 | 0.00 | 36,919.89 | 0.00 | 0.00 | |
| Strengthened LGU Database for License Issuance Planning Support to Community-Based Monitoring System | 31010020000000 | 0.00 | 216,500.00 | 216,500.00 | 0.00 | 0.00 | 0.00 | 216,500.00 | 216,500.00 | 0.00 | 0.00 | 0.00 | 0.00 | 216,500.00 | 0.00 | 0.00 | 0.00 | 0.00 | 216,500.00 | 0.00 | 1,442.00 | 0.00 | 0.00 | |
| MOOE | | 0.00 | 216,500.00 | 216,500.00 | 0.00 | 0.00 | 0.00 | 216,500.00 | 216,500.00 | 0.00 | 0.00 | 0.00 | 0.00 | 216,500.00 | 0.00 | 0.00 | 0.00 | 0.00 | 216,500.00 | 0.00 | 1,442.00 | 0.00 | 0.00 | |

This report was generated using the Unified Reporting System on January 24, 2023 12:08 PM version: FARI 2.5. Status: SUBMITTED


Department : Department of the Interior and Local Government (DILG)
 Agency/Entity : Office of the Secretary
 Operating Unit : Regional Office - I
 Organization Code (UACS) : 14 001 0300001
 Fund Cluster : 01 Regular Agency Fund
 (e.g. UACS Fund Cluster: 01-Regular Agency Fund, 02-Foreign Assisted Projects Fund, 03-Special Account-Locally Funded/Domestic Grants Fund, and 04-Special Account-Foreign Assisted/Foreign Grants Fund)

X Current Year Appropriations
 Supplemental Appropriations
 Continuing Appropriations

| Particulars | UACS CODE | Appropriations | | Allotments | | Current Year Obligations | | | | | | | | Current Year Disbursements | | | | Balances | | | | | | |
|---|-----------|---------------------------|--|---------------------|--|--------------------------|---------------|---------------------------|-----------------------------|----------------------------|---------------------------------|--------------------------------|------------------|-----------------------------|----------------------------|---------------------------------|--------------------------------|------------------|---------------------------|------------------------|-----------------------------------|--------------|------|------|
| | | Authorized Appropriations | Adjusted Appropriations (Transfer To/From, Modifications/Amendments) | Allotments Received | Adjustments (Reductions, Modifications/ Augmentations) | Transfer To | Transfer From | Adjusted Total Allotments | 1st Quarter Ending March 31 | 2nd Quarter Ending June 30 | 3rd Quarter Ending September 30 | 4th Quarter Ending December 31 | TOTAL | 1st Quarter Ending March 31 | 2nd Quarter Ending June 30 | 3rd Quarter Ending September 30 | 4th Quarter Ending December 31 | TOTAL | Unreleased Appropriations | Unobligated Allotments | Unpaid Obligations(15-20)=(23+24) | | | |
| | | 3 | 4 | 5 | 7 | 8 | 9 | 10=(9+7)-6-5 | 11 | 12 | 13 | 14 | 15=(11+12+13+14) | 16 | 17 | 18 | 19 | 20=(16+17+18+19) | 21 | 22 | 23 | 24 | | |
| Sub-Total II. Special Purpose Fund | | 0.00 | 16,526,086.12 | 16,526,086.12 | 0.00 | 0.00 | 16,526,086.12 | 16,526,086.12 | 0.00 | 0.00 | 0.00 | 0.00 | 16,526,086.12 | 16,526,086.12 | 0.00 | 0.00 | 0.00 | 11,656,186.12 | 11,656,186.12 | 0.00 | 0.00 | 4,869,900.00 | 0.00 | |
| PS | | 0.00 | 16,526,086.12 | 16,526,086.12 | 0.00 | 0.00 | 16,526,086.12 | 16,526,086.12 | 0.00 | 0.00 | 0.00 | 0.00 | 16,526,086.12 | 16,526,086.12 | 0.00 | 0.00 | 0.00 | 11,656,186.12 | 11,656,186.12 | 0.00 | 0.00 | 4,869,900.00 | 0.00 | |
| MOOE | | 0.00 | 0.00 | 0.00 | 0.00 | 0.00 | 0.00 | 0.00 | 0.00 | 0.00 | 0.00 | 0.00 | 0.00 | 0.00 | 0.00 | 0.00 | 0.00 | 0.00 | 0.00 | 0.00 | 0.00 | 0.00 | 0.00 | 0.00 |
| PhDs | | 0.00 | 0.00 | 0.00 | 0.00 | 0.00 | 0.00 | 0.00 | 0.00 | 0.00 | 0.00 | 0.00 | 0.00 | 0.00 | 0.00 | 0.00 | 0.00 | 0.00 | 0.00 | 0.00 | 0.00 | 0.00 | 0.00 | 0.00 |
| CO | | 0.00 | 0.00 | 0.00 | 0.00 | 0.00 | 0.00 | 0.00 | 0.00 | 0.00 | 0.00 | 0.00 | 0.00 | 0.00 | 0.00 | 0.00 | 0.00 | 0.00 | 0.00 | 0.00 | 0.00 | 0.00 | 0.00 | 0.00 |
| IF: Technical of the Undergraduate Assignments on-going under R.A. Nos. 11492 and 11494 | | 0.00 | 0.00 | 0.00 | 0.00 | 0.00 | 0.00 | 0.00 | 0.00 | 0.00 | 0.00 | 0.00 | 0.00 | 0.00 | 0.00 | 0.00 | 0.00 | 0.00 | 0.00 | 0.00 | 0.00 | 0.00 | 0.00 | 0.00 |
| GRAND TOTAL | | 253,481,000.00 | 76,527,563.74 | 376,108,663.74 | 283,481,000.00 | 0.00 | 0.00 | 78,627,663.74 | 376,108,663.74 | 64,285,182.83 | 111,109,482.84 | 84,540,204.93 | 101,117,381.83 | 361,732,261.73 | 83,935,632.70 | 111,455,552.27 | 78,064,391.28 | 100,335,069.37 | 353,594,625.62 | 0.00 | 8,398,388.01 | 6,157,838.13 | 0.00 | |
| PS | | 264,024,000.00 | 25,748,139.74 | 289,672,139.74 | 264,934,000.00 | 6,739,939.95 | 0.00 | 18,268,136.74 | 289,672,139.74 | 54,329,385.82 | 91,328,572.82 | 63,482,660.75 | 80,095,632.95 | 288,646,572.34 | 54,329,386.82 | 91,328,572.82 | 58,008,145.77 | 78,842,487.95 | 284,508,572.34 | 0.00 | 825,509.29 | 5,343,059.00 | 0.00 | |
| MOOE | | 25,167,000.00 | 50,879,522.00 | 76,046,522.00 | 25,187,000.00 | 0.00 | 0.00 | 57,829,522.00 | 76,046,522.00 | 9,556,808.11 | 16,075,410.82 | 20,989,566.18 | 25,613,426.88 | 66,511,154.19 | 8,808,235.88 | 18,421,480.25 | 25,610,520.49 | 20,255,281.44 | 68,892,518.08 | 0.00 | 8,595,967.81 | 817,838.13 | 0.00 | |
| CO | | 3,370,000.00 | 0.00 | 3,370,000.00 | 3,370,000.00 | 0.00 | 0.00 | 3,370,000.00 | 3,370,000.00 | 0.00 | 1,706,500.00 | 290,715.00 | 408,300.00 | 2,967,515.00 | 0.00 | 1,705,580.00 | 245,715.00 | 443,320.00 | 2,394,615.00 | 0.00 | 975,405.00 | 0.00 | 0.00 | |
| Recapitulation by CO | | | | | | | | | | | | | | | | | | | | | | | | |
| I. Agency Specific Budget | | 271,842,000.00 | 30,528,686.00 | 302,370,686.00 | 271,842,000.00 | 0.00 | 0.00 | 30,528,686.00 | 302,370,686.00 | 55,215,062.20 | 84,648,177.84 | 71,914,875.52 | 74,388,332.01 | 286,165,138.45 | 54,869,382.85 | 94,960,647.87 | 57,138,152.85 | 78,220,694.56 | 285,219,577.32 | 0.00 | 6,205,350.55 | 940,561.13 | 0.00 | |
| LOCAL GOVERNMENT EMPOWERMENT PROGRAM | | 271,842,000.00 | 29,260,886.00 | 301,102,886.00 | 271,842,000.00 | 0.00 | 0.00 | 29,260,886.00 | 301,102,886.00 | 55,155,052.26 | 84,503,677.84 | 71,546,976.52 | 74,178,221.83 | 285,393,928.27 | 54,819,582.85 | 94,845,147.87 | 56,771,162.85 | 78,054,484.37 | 284,490,867.14 | 0.00 | 5,798,969.73 | 903,901.13 | 0.00 | |
| LOCAL GOVERNMENT PERFORMANCE OVERSIGHT AND RECOGNITION AND INCENTIVES | | 0.00 | 1,177,800.00 | 1,177,800.00 | 0.00 | 0.00 | 0.00 | 1,177,800.00 | 1,177,800.00 | 30,000.00 | 144,800.00 | 368,000.00 | 208,710.18 | 771,210.18 | 50,000.00 | 144,900.00 | 368,000.00 | 166,310.58 | 728,710.18 | 0.00 | 406,388.82 | 42,500.00 | 0.00 | |


Certified Correct:

 MERCEDES C. LLANES
 Budget Officer
 Date:

Certified Correct:

 CHRISTINE JOY F. CASUGA
 Regional Accountant
 Date:

Recommending Approval:

 ENGR. ALICIA C. BANG-OA
 FAD, Chief
 Date:

Approved By:

 AGNES A. DE LEON, CESO V
 OIC - Regional Director
 Date:

SUMMARY OF APPROPRIATIONS, ALLOTMENTS, OBLIGATIONS, DISBURSEMENTS AND BALANCES BY OBJECT OF EXPENDITURES
As at the Quarter Ending December 31, 2022

Department: Department of the Interior and Local Government (DILG)
 Agency/Entity: Office of the Secretary
 Operating Unit: Regional Office - I
 Organization Code (UACS): 14 001 030001
 Fund Cluster: 01 Regular Agency Fund

| | |
|---|-----------------------------|
| | Current Year Appropriations |
| | Supplemental Appropriations |
| X | Continuing Appropriations |

[e.g. UACS Fund Cluster: 01-Regular Agency Fund, 02-Foreign Assisted Projects Fund, 03-Special Account-Locally Funded/Domestic Grants Fund, and 04-Special Account-Foreign Assisted/Foreign Grants Fund]

| Particulars | UACS CODE | Appropriations | | | Allotments | | | Obligations | | | | | | | Disbursements | | | | | Balances | | | | |
|--|------------|---------------------------|--|-------------------------|---------------------|--|-------------|----------------|---------------------|-----------------------------|----------------------------|-----------------------------|----------------------------|------------------|-----------------------------|----------------------------|-----------------------------|----------------------------|------------------|---------------------------|------------------------|------------------------------------|--------------|------|
| | | Authorized Appropriations | Adjustments (Transfer To/Fees, Modifications/ Augmentations) | Adjusted Appropriations | Allotments Received | Adjustments (Reductions, Modifications/ Augmentations) | Transfer To | Transfer From | Adjusted Allotments | 1st Quarter Ending March 31 | 2nd Quarter Ending June 30 | 3rd Quarter Ending Sept. 30 | 4th Quarter Ending Dec. 31 | TOTAL | 1st Quarter Ending March 31 | 2nd Quarter Ending June 30 | 3rd Quarter Ending Sept. 30 | 4th Quarter Ending Dec. 31 | TOTAL | Unreleased Appropriations | Unobligated Allotments | Unpaid Obligations (18-20)-(23+24) | | |
| | | 3 | 4 | 5=(3+4) | 6 | 7 | 8 | 9 | 10=[(8)-(7)-4-9] | 11 | 12 | 13 | 14 | 15=(11+12+13+14) | 16 | 17 | 18 | 19 | 20=(16+17+18+19) | 21=(5-10) | 22=(10-15) | 23 | 24 | |
| SUMMARY | | 10,202,345.00 | 296,998,998.00 | 307,191,344.00 | 10,202,345.00 | 0.00 | 0.00 | 296,998,998.00 | 307,191,344.00 | 4,183,090.00 | 3,588,455.40 | 2,239,629.62 | 295,662,875.01 | 305,054,210.66 | 4,152,078.05 | 3,585,030.01 | 2,113,814.00 | 295,900,196.66 | 300,750,916.66 | 0.00 | 1,507,134.36 | 316,520.00 | 4,586,760.01 | |
| CONTINUING APPROPRIATIONS | | 10,202,345.00 | 296,998,998.00 | 307,191,344.00 | 10,202,345.00 | 0.00 | 0.00 | 296,998,998.00 | 307,191,344.00 | 4,183,090.00 | 3,588,455.40 | 2,239,629.62 | 295,662,875.01 | 305,054,210.66 | 4,152,078.05 | 3,585,030.01 | 2,113,814.00 | 295,900,196.66 | 300,750,916.66 | 0.00 | 1,507,134.36 | 316,520.00 | 4,586,760.01 | |
| Agency Specific Budget | | 9,269,378.00 | 292,927,763.00 | 302,196,141.00 | 9,269,378.00 | 0.00 | 0.00 | 292,927,763.00 | 302,196,141.00 | 3,091,250.86 | 2,376,677.40 | 1,912,152.84 | 294,262,536.66 | 301,331,821.66 | 3,030,278.00 | 2,382,452.01 | 1,495,347.35 | 299,695,852.37 | 299,594,527.66 | 0.00 | 864,319.97 | 150,525.00 | 4,586,760.01 | |
| Personnel Services | | 0.00 | 0.00 | 0.00 | 0.00 | 0.00 | 0.00 | 0.00 | 0.00 | 0.00 | 0.00 | 0.00 | 0.00 | 0.00 | 0.00 | 0.00 | 0.00 | 0.00 | 0.00 | 0.00 | 0.00 | 0.00 | 0.00 | 0.00 |
| Salaries and Wages | 5010100000 | 0.00 | 0.00 | 0.00 | 0.00 | 0.00 | 0.00 | 0.00 | 0.00 | 0.00 | 0.00 | 0.00 | 0.00 | 0.00 | 0.00 | 0.00 | 0.00 | 0.00 | 0.00 | 0.00 | 0.00 | 0.00 | 0.00 | 0.00 |
| Salaries and Wages - Regular | 5010101000 | 0.00 | 0.00 | 0.00 | 0.00 | 0.00 | 0.00 | 0.00 | 0.00 | 0.00 | 0.00 | 0.00 | 0.00 | 0.00 | 0.00 | 0.00 | 0.00 | 0.00 | 0.00 | 0.00 | 0.00 | 0.00 | 0.00 | 0.00 |
| Basic Salary - Civilian | 5010101001 | 0.00 | 0.00 | 0.00 | 0.00 | 0.00 | 0.00 | 0.00 | 0.00 | 0.00 | 0.00 | 0.00 | 0.00 | 0.00 | 0.00 | 0.00 | 0.00 | 0.00 | 0.00 | 0.00 | 0.00 | 0.00 | 0.00 | 0.00 |
| Maintenance and Other Operating Expenses | | 2,769,378.00 | 292,927,763.00 | 295,696,141.00 | 2,769,378.00 | 0.00 | 0.00 | 292,927,763.00 | 295,696,141.00 | 3,091,250.86 | 2,375,677.40 | 1,912,152.84 | 294,262,536.66 | 301,331,821.66 | 3,030,278.00 | 2,382,452.01 | 1,495,347.35 | 299,695,852.37 | 299,594,527.66 | 0.00 | 864,319.97 | 150,525.00 | 4,586,760.01 | |
| Traveling Expenses | 5020100000 | 333,778.62 | 1,451,500.00 | 1,785,278.62 | 333,778.62 | 0.00 | 0.00 | 1,451,500.00 | 1,785,278.62 | 18,736.00 | 826,679.00 | 482,548.00 | 291,274.00 | 1,803,636.00 | 19,736.00 | 820,679.00 | 480,348.00 | 291,274.00 | 1,803,636.00 | 0.00 | 181,840.62 | 2,300.00 | 0.00 | |
| Traveling Expenses - Local | 5020101000 | 333,778.62 | 1,451,500.00 | 1,785,278.62 | 333,778.62 | 0.00 | 0.00 | 1,451,500.00 | 1,785,278.62 | 18,736.00 | 826,679.00 | 482,548.00 | 291,274.00 | 1,803,636.00 | 19,736.00 | 820,679.00 | 480,348.00 | 291,274.00 | 1,803,636.00 | 0.00 | 181,840.62 | 2,300.00 | 0.00 | |
| Training and Scholarship Expenses | 5020200000 | 412,844.98 | 1,024,100.00 | 1,437,044.98 | 412,844.98 | 0.00 | 0.00 | 1,024,100.00 | 1,437,044.98 | 138,270.71 | 495,057.28 | 599,386.79 | 301,817.67 | 1,434,532.25 | 138,270.71 | 495,057.28 | 490,971.26 | 340,233.26 | 1,424,532.25 | 0.00 | 12,512.74 | 0.00 | 0.00 | |
| Training Expenses | 5020201000 | 412,844.98 | 1,024,100.00 | 1,437,044.98 | 412,844.98 | 0.00 | 0.00 | 1,024,100.00 | 1,437,044.98 | 138,270.71 | 495,057.28 | 599,386.79 | 301,817.67 | 1,434,532.25 | 138,270.71 | 495,057.28 | 490,971.26 | 340,233.26 | 1,424,532.25 | 0.00 | 12,512.74 | 0.00 | 0.00 | |
| Training Expenses | 5020201002 | 412,844.98 | 1,024,100.00 | 1,437,044.98 | 412,844.98 | 0.00 | 0.00 | 1,024,100.00 | 1,437,044.98 | 138,270.71 | 495,057.28 | 599,386.79 | 301,817.67 | 1,434,532.25 | 138,270.71 | 495,057.28 | 490,971.26 | 340,233.26 | 1,424,532.25 | 0.00 | 12,512.74 | 0.00 | 0.00 | |
| Supplies and Materials Expenses | 5020300000 | 167,482.73 | 218,059.00 | 385,521.73 | 167,482.73 | 0.00 | 0.00 | 218,059.00 | 385,521.73 | 1,176.00 | 300,001.20 | 49,915.00 | 33,000.00 | 386,000.00 | 1,176.00 | 299,901.20 | 80,315.00 | 33,000.00 | 380,000.00 | 0.00 | 5,429.53 | 0.00 | 0.00 | |
| Office Supplies Expenses | 5020301000 | 67,667.26 | 178,059.00 | 235,696.26 | 67,667.26 | 0.00 | 0.00 | 178,059.00 | 235,696.26 | 1,176.00 | 179,100.00 | 49,095.00 | 5,000.00 | 236,341.00 | 1,176.00 | 299,700.00 | 80,485.00 | 5,000.00 | 290,341.00 | 0.00 | 5,225.26 | 0.00 | 0.00 | |
| ICT Office Supplies | 5020301001 | 50.00 | 0.00 | 50.00 | 0.00 | 0.00 | 0.00 | 0.00 | 0.00 | 0.00 | 0.00 | 0.00 | 0.00 | 0.00 | 0.00 | 0.00 | 0.00 | 0.00 | 0.00 | 0.00 | 0.00 | 0.00 | 0.00 | 0.00 |
| Office Supplies Expenses | 5020301002 | 17,667.26 | 178,059.00 | 235,696.26 | 17,667.26 | 0.00 | 0.00 | 178,059.00 | 235,696.26 | 1,176.00 | 179,100.00 | 49,095.00 | 5,000.00 | 236,341.00 | 1,176.00 | 299,700.00 | 80,485.00 | 5,000.00 | 290,341.00 | 0.00 | 5,225.26 | 0.00 | 0.00 | |
| Medical, Dental and Laboratory Supplies | 5020300000 | 107,800.00 | 0.00 | 107,800.00 | 107,800.00 | 0.00 | 0.00 | 0.00 | 107,800.00 | 0.00 | 130,896.00 | 800.00 | 0.00 | 107,748.00 | 0.00 | 109,896.00 | 800.00 | 0.00 | 107,748.00 | 0.00 | 194.00 | 0.00 | 0.00 | |
| Fuel, Oil and Lubricants Expenses | 5020300000 | 0.00 | 40,000.00 | 40,000.00 | 0.00 | 0.00 | 0.00 | 40,000.00 | 40,000.00 | 0.00 | 12,000.00 | 0.00 | 28,000.00 | 0.00 | 12,000.00 | 0.00 | 28,000.00 | 40,000.00 | 0.00 | 0.00 | 0.00 | 0.00 | 0.00 | |
| Other Supplies and Materials Expenses | 5020300000 | 2,000.20 | 0.00 | 2,000.20 | 0.00 | 0.00 | 0.00 | 0.00 | 2,000.20 | 0.00 | 2,000.20 | 0.00 | 0.00 | 0.00 | 2,000.20 | 0.00 | 2,000.20 | 0.00 | 2,000.20 | 0.00 | 0.00 | 0.00 | 0.00 | |
| Utility Expenses | 5020400000 | 1,272.88 | 0.00 | 1,272.88 | 1,272.88 | 0.00 | 0.00 | 0.00 | 1,272.88 | 1,272.88 | 0.00 | 0.00 | 0.00 | 1,272.88 | 1,272.88 | 0.00 | 0.00 | 0.00 | 1,272.88 | 0.00 | 0.00 | 0.00 | 0.00 | |
| Electricity Expenses | 5020400000 | 1,272.88 | 0.00 | 1,272.88 | 1,272.88 | 0.00 | 0.00 | 0.00 | 1,272.88 | 1,272.88 | 0.00 | 0.00 | 0.00 | 1,272.88 | 1,272.88 | 0.00 | 0.00 | 0.00 | 1,272.88 | 0.00 | 0.00 | 0.00 | 0.00 | |
| Communication Expenses | 5020500000 | 250,150.43 | 30,000.00 | 280,150.43 | 280,150.43 | 0.00 | 0.00 | 32,000.00 | 280,150.43 | 56,267.35 | 29,204.66 | 53,337.77 | 133,860.00 | 272,250.00 | 32,067.35 | 53,024.66 | 53,337.77 | 133,860.00 | 272,250.00 | 0.00 | 9,800.43 | 0.00 | 0.00 | |
| Telephone Expenses | 5020500000 | 67,150.43 | 20,000.00 | 87,150.43 | 87,150.43 | 0.00 | 0.00 | 20,000.00 | 87,150.43 | 15,491.40 | 11,204.66 | 9,413.72 | 41,360.00 | 77,260.00 | 16,461.40 | 11,204.66 | 9,413.72 | 41,360.00 | 77,260.00 | 0.00 | 9,800.43 | 0.00 | 0.00 | |
| Mobile | 5020500001 | 38,150.00 | 20,000.00 | 58,150.00 | 58,150.00 | 0.00 | 0.00 | 20,000.00 | 58,150.00 | 2,100.00 | 800.00 | 4,200.00 | 41,360.00 | 46,250.00 | 2,100.00 | 600.00 | 4,200.00 | 41,360.00 | 46,250.00 | 0.00 | 9,800.00 | 0.00 | 0.00 | |
| Landline | 5020500002 | 29,000.43 | 0.00 | 29,000.43 | 29,000.43 | 0.00 | 0.00 | 0.00 | 29,000.43 | 13,361.40 | 15,404.66 | 5,213.72 | 0.00 | 29,000.43 | 13,361.40 | 10,404.66 | 5,213.72 | 0.00 | 29,000.43 | 0.00 | 0.43 | 0.00 | 0.00 | |
| Internet Subscription Expenses | 5020500000 | 163,000.00 | 12,000.00 | 175,000.00 | 175,000.00 | 0.00 | 0.00 | 12,000.00 | 175,000.00 | 40,575.95 | 18,000.00 | 43,924.05 | 92,500.00 | 196,000.00 | 16,575.95 | 42,000.00 | 43,924.05 | 92,500.00 | 196,000.00 | 0.00 | 0.00 | 0.00 | 0.00 | |

This report was generated using the Unified Reporting System on null version FAR1.1.1 ; Status : SUBMITTED

Department: Department of the Interior and Local Government (DILG)
 Agency/Entity: Office of the Secretary
 Operating Unit: Regional Office - I
 Organization Code (UACS): 14 001 030001
 Fund Cluster: 01 Regular Agency Fund
 (e.g. UACS Fund Cluster: 01-Regular Agency Fund, 02-Foreign Assisted Projects Fund, 03-Special Account-Locally Funded/Domestic Grants Fund, and 04-Special Account-Foreign Assisted/Foreign Grants Fund)

| | |
|---|-----------------------------|
| | Current Year Appropriations |
| | Supplemental Appropriations |
| X | Continuing Appropriations |

| Particulars | UACS CODE | Appropriations | | | Allotments | | | | | Obligations | | | | | Disbursements | | | | | Balances | | | | | | | | |
|--|------------|---------------------------|--|-------------------------|---------------------|--|-------------|----------------|---------------------|-----------------------------|----------------------------|-----------------------------|----------------------------|----------------|-----------------------------|----------------------------|-----------------------------|----------------------------|----------------|---------------------------|------------------------|------------------------------------|-----------|------------|------|------|------|------|
| | | Authorized Appropriations | Adjustments (Transfer To/From, Modifications/ Augmentations) | Adjusted Appropriations | Allotments Received | Adjustments (Reductions, Modifications/ Augmentations) | Transfer To | Transfer From | Adjusted Allotments | 1st Quarter Ending March 31 | 2nd Quarter Ending June 30 | 3rd Quarter Ending Sept. 30 | 4th Quarter Ending Dec. 31 | TOTAL | 1st Quarter Ending March 31 | 2nd Quarter Ending June 30 | 3rd Quarter Ending Sept. 30 | 4th Quarter Ending Dec. 31 | TOTAL | Unreleased Appropriations | Uncollected Allotments | Unpaid Obligations (15-20+(23+24)) | | | | | | |
| | | | | | | | | | | | | | | | | | | | | | | 20=(16+17+18+19) | 21=(5-10) | 22=(10-15) | 23 | 24 | | |
| Professional Services | 5021130000 | 40,000.00 | 40,000.00 | 82,000.00 | 40,000.00 | 0.00 | 0.00 | 40,000.00 | 0.00 | 40,000.00 | 0.00 | 0.00 | 40,000.00 | 0.00 | 40,000.00 | 0.00 | 0.00 | 40,000.00 | 0.00 | 40,000.00 | 0.00 | 40,000.00 | 0.00 | 0.00 | 0.00 | 0.00 | 0.00 | |
| Consultancy Services | 5021130000 | 42,000.00 | 0.00 | 42,000.00 | 42,000.00 | 0.00 | 0.00 | 42,000.00 | 0.00 | 0.00 | 0.00 | 0.00 | 42,000.00 | 0.00 | 0.00 | 0.00 | 0.00 | 42,000.00 | 0.00 | 42,000.00 | 0.00 | 42,000.00 | 0.00 | 0.00 | 0.00 | 0.00 | 0.00 | |
| Other Professional Services | 5021190000 | 0.00 | 40,000.00 | 40,000.00 | 0.00 | 0.00 | 0.00 | 40,000.00 | 0.00 | 40,000.00 | 0.00 | 0.00 | 0.00 | 0.00 | 40,000.00 | 0.00 | 40,000.00 | 0.00 | 40,000.00 | 0.00 | 40,000.00 | 0.00 | 40,000.00 | 0.00 | 0.00 | 0.00 | 0.00 | 0.00 |
| General Services | 5021200000 | 632,127.46 | 725,104.00 | 1,357,231.46 | 632,127.46 | 0.00 | 0.00 | 725,104.00 | 1,357,231.46 | 439,075.99 | 567,181.14 | 384,767.38 | 6,196.57 | 1,357,231.46 | 439,075.99 | 567,181.14 | 384,767.38 | 6,196.57 | 1,357,231.46 | 0.00 | 1.40 | 0.00 | 0.00 | 0.00 | 0.00 | 0.00 | 0.00 | 0.00 |
| Verbal Services | 5021200000 | 0.76 | 0.00 | 0.76 | 0.76 | 0.00 | 0.00 | 0.76 | 0.00 | 0.00 | 0.00 | 0.00 | 0.00 | 0.00 | 0.00 | 0.00 | 0.00 | 0.00 | 0.00 | 0.00 | 0.00 | 0.00 | 0.00 | 0.00 | 0.00 | 0.00 | 0.00 | 0.00 |
| Security Services | 5021200000 | 0.17 | 0.00 | 0.17 | 0.17 | 0.00 | 0.00 | 0.17 | 0.00 | 0.00 | 0.00 | 0.00 | 0.00 | 0.00 | 0.00 | 0.00 | 0.00 | 0.00 | 0.00 | 0.00 | 0.00 | 0.00 | 0.00 | 0.00 | 0.00 | 0.00 | 0.00 | 0.00 |
| Other General Services | 5021290000 | 632,127.46 | 725,104.00 | 1,357,231.46 | 632,127.46 | 0.00 | 0.00 | 725,104.00 | 1,357,231.46 | 439,075.99 | 567,181.14 | 384,767.38 | 6,196.57 | 1,357,231.46 | 439,075.99 | 567,181.14 | 384,767.38 | 6,196.57 | 1,357,231.46 | 0.00 | 0.52 | 0.00 | 0.00 | 0.00 | 0.00 | 0.00 | 0.00 | 0.00 |
| Other General Services - ICT Services | 5021290001 | 32,873.92 | 0.00 | 32,873.92 | 32,873.92 | 0.00 | 0.00 | 32,873.92 | 30,799.00 | 0.00 | 2,174.92 | 0.00 | 0.00 | 32,873.92 | 30,799.00 | 0.00 | 2,174.92 | 0.00 | 32,873.92 | 0.00 | 0.00 | 0.00 | 0.00 | 0.00 | 0.00 | 0.00 | 0.00 | 0.00 |
| Other General Services | 5021290099 | 699,153.54 | 725,104.00 | 1,324,257.54 | 699,153.54 | 0.00 | 0.00 | 725,104.00 | 1,324,257.54 | 376,276.88 | 567,181.14 | 382,592.46 | 6,196.57 | 1,324,257.54 | 376,276.88 | 567,181.14 | 382,592.46 | 6,196.57 | 1,324,257.54 | 0.00 | 0.90 | 0.00 | 0.00 | 0.00 | 0.00 | 0.00 | 0.00 | 0.00 |
| Repairs and Maintenance | 5021300000 | 1.86 | 0.00 | 1.86 | 1.86 | 0.00 | 0.00 | 0.00 | 1.86 | 0.00 | 0.00 | 0.00 | 0.00 | 0.00 | 0.00 | 0.00 | 0.00 | 0.00 | 0.00 | 0.00 | 0.00 | 0.00 | 0.00 | 0.00 | 0.00 | 0.00 | 0.00 | 0.00 |
| Repairs and Maintenance - Machinery and | 5021300000 | 0.83 | 0.00 | 0.83 | 0.83 | 0.00 | 0.00 | 0.00 | 0.83 | 0.00 | 0.00 | 0.00 | 0.00 | 0.00 | 0.00 | 0.00 | 0.00 | 0.00 | 0.00 | 0.00 | 0.00 | 0.00 | 0.00 | 0.00 | 0.00 | 0.00 | 0.00 | 0.00 |
| Office Equipment | 5021300002 | 0.83 | 0.00 | 0.83 | 0.83 | 0.00 | 0.00 | 0.00 | 0.83 | 0.00 | 0.00 | 0.00 | 0.00 | 0.00 | 0.00 | 0.00 | 0.00 | 0.00 | 0.00 | 0.00 | 0.00 | 0.00 | 0.00 | 0.00 | 0.00 | 0.00 | 0.00 | 0.00 |
| Repairs and Maintenance - Transportation | 5021300003 | 0.83 | 0.00 | 0.83 | 0.83 | 0.00 | 0.00 | 0.00 | 0.83 | 0.00 | 0.00 | 0.00 | 0.00 | 0.00 | 0.00 | 0.00 | 0.00 | 0.00 | 0.00 | 0.00 | 0.00 | 0.00 | 0.00 | 0.00 | 0.00 | 0.00 | 0.00 | 0.00 |
| Motor Vehicles | 5021300001 | 0.83 | 0.00 | 0.83 | 0.83 | 0.00 | 0.00 | 0.00 | 0.83 | 0.00 | 0.00 | 0.00 | 0.00 | 0.00 | 0.00 | 0.00 | 0.00 | 0.00 | 0.00 | 0.00 | 0.00 | 0.00 | 0.00 | 0.00 | 0.00 | 0.00 | 0.00 | 0.00 |
| Financial Assistance/Subsidy | 5021400000 | 0.00 | 289,437,000.00 | 289,437,000.00 | 0.00 | 0.00 | 0.00 | 289,437,000.00 | 289,437,000.00 | 2,417,000.00 | 0.00 | 0.00 | 0.00 | 287,020,000.00 | 289,437,000.00 | 2,417,000.00 | 0.00 | 0.00 | 287,020,000.00 | 289,437,000.00 | 0.00 | 0.00 | 0.00 | 0.00 | 0.00 | 0.00 | 0.00 | 0.00 |
| Financial Assistance to Local Government Units | 5021400000 | 0.00 | 287,000,000.00 | 287,000,000.00 | 0.00 | 0.00 | 0.00 | 287,000,000.00 | 287,000,000.00 | 0.00 | 0.00 | 0.00 | 0.00 | 287,000,000.00 | 287,000,000.00 | 0.00 | 0.00 | 0.00 | 287,000,000.00 | 287,000,000.00 | 0.00 | 0.00 | 0.00 | 0.00 | 0.00 | 0.00 | 0.00 | 0.00 |
| Financial Assistance to Local Government | 5021400000 | 0.00 | 287,000,000.00 | 287,000,000.00 | 0.00 | 0.00 | 0.00 | 287,000,000.00 | 287,000,000.00 | 0.00 | 0.00 | 0.00 | 0.00 | 287,000,000.00 | 287,000,000.00 | 0.00 | 0.00 | 0.00 | 287,000,000.00 | 287,000,000.00 | 0.00 | 0.00 | 0.00 | 0.00 | 0.00 | 0.00 | 0.00 | 0.00 |
| Subsidies - Others | 5021490000 | 0.00 | 2,437,000.00 | 2,437,000.00 | 0.00 | 0.00 | 0.00 | 2,437,000.00 | 2,437,000.00 | 2,417,000.00 | 0.00 | 0.00 | 0.00 | 20,000.00 | 2,437,000.00 | 2,417,000.00 | 0.00 | 0.00 | 20,000.00 | 2,437,000.00 | 0.00 | 0.00 | 0.00 | 0.00 | 0.00 | 0.00 | 0.00 | 0.00 |
| Taxes, Insurance Premiums and Other Fees | 5021500000 | 128,386.58 | 0.00 | 128,386.58 | 128,386.58 | 0.00 | 0.00 | 0.00 | 128,386.58 | 15,767.91 | 36,634.10 | 53,208.00 | 2,010.00 | 106,950.01 | 8,623.92 | 42,558.71 | 53,208.00 | 2,010.00 | 106,950.01 | 0.00 | 21,836.58 | 0.00 | 0.00 | 0.00 | 0.00 | 0.00 | 0.00 | 0.00 |
| Taxes, Dues and Licenses | 5021501000 | 33,896.58 | 0.00 | 33,896.58 | 33,896.58 | 0.00 | 0.00 | 0.00 | 33,896.58 | 4,020.00 | 4,020.00 | 2,010.00 | 2,010.00 | 12,960.00 | 4,020.00 | 4,020.00 | 2,010.00 | 2,010.00 | 12,960.00 | 0.00 | 21,836.58 | 0.00 | 0.00 | 0.00 | 0.00 | 0.00 | 0.00 | 0.00 |
| Taxes, Dues and Licenses | 5021501001 | 33,896.58 | 0.00 | 33,896.58 | 33,896.58 | 0.00 | 0.00 | 0.00 | 33,896.58 | 4,020.00 | 4,020.00 | 2,010.00 | 2,010.00 | 12,960.00 | 4,020.00 | 4,020.00 | 2,010.00 | 2,010.00 | 12,960.00 | 0.00 | 21,836.58 | 0.00 | 0.00 | 0.00 | 0.00 | 0.00 | 0.00 | 0.00 |
| Insurance Expenses | 5021500000 | 94,490.01 | 0.00 | 94,490.01 | 94,490.01 | 0.00 | 0.00 | 0.00 | 94,490.01 | 11,747.91 | 31,614.10 | 51,198.00 | 0.00 | 94,490.01 | 6,603.90 | 38,488.71 | 51,198.00 | 0.00 | 94,490.01 | 0.00 | 0.00 | 0.00 | 0.00 | 0.00 | 0.00 | 0.00 | 0.00 | 0.00 |
| Other Maintenance and Operating Expenses | 5029600000 | 800,254.33 | 0.00 | 800,254.33 | 800,254.33 | 0.00 | 0.00 | 0.00 | 800,254.33 | 2,864.82 | 96,010.00 | 3,000.00 | 439,836.91 | 514,711.83 | 2,864.82 | 96,010.00 | 3,000.00 | 281,511.91 | 366,396.83 | 0.00 | 286,542.93 | 148,325.93 | 0.00 | 0.00 | 0.00 | 0.00 | 0.00 | |
| Advertising Expenses | 5029601000 | 30,000.00 | 0.00 | 30,000.00 | 30,000.00 | 0.00 | 0.00 | 0.00 | 30,000.00 | 0.00 | 0.00 | 0.00 | 0.00 | 0.00 | 0.00 | 0.00 | 0.00 | 0.00 | 0.00 | 0.00 | 0.00 | 0.00 | 0.00 | 0.00 | 0.00 | 0.00 | 0.00 | 0.00 |
| Printing and Publication Expenses | 5029602000 | 496,024.90 | 0.00 | 496,024.90 | 496,024.90 | 0.00 | 0.00 | 0.00 | 496,024.90 | 0.00 | 48,910.00 | 0.00 | 401,488.00 | 448,968.00 | 0.00 | 48,910.00 | 0.00 | 281,163.00 | 301,873.00 | 0.00 | 48,338.00 | 148,325.93 | 0.00 | 0.00 | 0.00 | 0.00 | 0.00 | |
| Rent/Lease Expenses | 5029603000 | 263,219.00 | 0.00 | 263,219.00 | 263,219.00 | 0.00 | 0.00 | 0.00 | 263,219.00 | 0.00 | 56,900.00 | 3,000.00 | 0.00 | 53,300.00 | 0.00 | 50,500.00 | 3,000.00 | 0.00 | 53,300.00 | 0.00 | 208,916.00 | 0.00 | 0.00 | 0.00 | 0.00 | 0.00 | 0.00 | |
| Rent - Building and Structures | 5029603001 | 3,000.00 | 0.00 | 3,000.00 | 3,000.00 | 0.00 | 0.00 | 0.00 | 3,000.00 | 0.00 | 0.00 | 3,000.00 | 0.00 | 3,000.00 | 0.00 | 3,000.00 | 0.00 | 0.00 | 3,000.00 | 0.00 | 0.00 | 0.00 | 0.00 | 0.00 | 0.00 | 0.00 | 0.00 | |
| Rent - Motor Vehicles | 5029603003 | 80,016.00 | 0.00 | 80,016.00 | 80,016.00 | 0.00 | 0.00 | 0.00 | 80,016.00 | 0.00 | 50,900.00 | 0.00 | 0.00 | 50,900.00 | 0.00 | 50,900.00 | 0.00 | 0.00 | 50,900.00 | 0.00 | 0.00 | 0.00 | 0.00 | 0.00 | 0.00 | 0.00 | 0.00 | |
| Rent - Equipment | 5029603004 | 200,000.00 | 0.00 | 200,000.00 | 200,000.00 | 0.00 | 0.00 | 0.00 | 200,000.00 | 0.00 | 0.00 | 0.00 | 0.00 | 0.00 | 0.00 | 0.00 | 0.00 | 0.00 | 0.00 | 0.00 | 0.00 | 0.00 | 0.00 | 0.00 | 0.00 | 0.00 | 0.00 | 0.00 |
| Subscription Expenses | 5029607000 | 11,213.83 | 0.00 | 11,213.83 | 11,213.83 | 0.00 | 0.00 | 0.00 | 11,213.83 | 2,864.82 | 0.00 | 0.00 | 6,948.91 | 11,213.83 | 2,864.82 | 0.00 | 0.00 | 8,348.91 | 11,213.83 | 0.00 | 0.00 | 0.00 | 0.00 | 0.00 | 0.00 | 0.00 | 0.00 | |

This report was generated using the Unified Reporting System on null version.FAR1A.1.1 : Status : SUBMITTED

Department: Department of the Interior and Local Government (DILG)
 Agency/Entity: Office of the Secretary
 Operating Unit: Regional Office - I
 Organization Code (UACS): 14 001 030001
 Fund Cluster: 01 Regular Agency Fund

| | |
|---|-----------------------------|
| | Current Year Appropriations |
| | Supplemental Appropriations |
| X | Continuing Appropriations |

(e.g. UACS Fund Cluster: 01-Regular Agency Fund, 02-Foreign Assisted Projects Fund, 03-Special Account-Locally Funded/Domestic Grants Fund, and 04-Special Account-Foreign Assisted/Foreign Grants Fund)

| Particulars | UACS CODE | Appropriations | | | Allotments | | | Obligations | | | | | Disbursements | | | | | Balances | | | | | | | | |
|--|------------|---------------------------|--|-------------------------|---------------------|--|-------------|---------------|---------------------|-----------------------------|----------------------------|-----------------------------|----------------------------|------------------|-----------------------------|----------------------------|-----------------------------|----------------------------|------------------|---------------------------|------------------------|------------------------------------|--------------|--------------|--------------|------|
| | | Authorized Appropriations | Adjustments (Transfer To/From, Modifications/ Augmentations) | Adjusted Appropriations | Allotments Received | Adjustments (Reductions/ Modifications/ Augmentations) | Transfer To | Transfer From | Adjusted Allotments | 1st Quarter Ending March 31 | 2nd Quarter Ending June 30 | 3rd Quarter Ending Sept. 30 | 4th Quarter Ending Dec. 31 | TOTAL | 1st Quarter Ending March 31 | 2nd Quarter Ending June 30 | 3rd Quarter Ending Sept. 30 | 4th Quarter Ending Dec. 31 | TOTAL | Unreleased Appropriations | Unobligated Allotments | Unpaid Obligations (15-20)+(23+24) | | | | |
| | | 3 | 4 | 5=(3+4) | 6 | 7 | 8 | 9 | 10=[(8)-(7)+6] | 11 | 12 | 13 | 14 | 15=(11+12+13+14) | 16 | 17 | 18 | 19 | 20=(16+17+18+19) | 21=(5-10) | 22=(10-15) | 23 | 24 | | | |
| ICT Software Subscription | 90960701 | 11,213.83 | 0.00 | 11,213.83 | 11,213.83 | 0.00 | 0.00 | 0.00 | 11,213.83 | 2,884.92 | 0.00 | 0.00 | 8,348.91 | 11,213.83 | 2,884.92 | 0.00 | 0.00 | 8,348.91 | 11,213.83 | 0.00 | 0.00 | 0.00 | 0.00 | 0.00 | 0.00 | |
| Capital Outlay | | 8,500,000.00 | 0.00 | 8,500,000.00 | 8,500,000.00 | 0.00 | 0.00 | 0.00 | 8,500,000.00 | 0.00 | 0.00 | 0.00 | 8,194,545.54 | 8,194,545.54 | 0.00 | 0.00 | 0.00 | 1,607,778.53 | 1,607,778.53 | 0.00 | 309,454.48 | 0.00 | 4,586,789.01 | 0.00 | 4,586,789.01 | |
| Property, Plant and Equipment Outlay | 909040000 | 8,500,000.00 | 0.00 | 8,500,000.00 | 8,500,000.00 | 0.00 | 0.00 | 0.00 | 8,500,000.00 | 0.00 | 0.00 | 0.00 | 8,194,545.54 | 8,194,545.54 | 0.00 | 0.00 | 0.00 | 1,607,778.53 | 1,607,778.53 | 0.00 | 309,454.48 | 0.00 | 4,586,789.01 | 0.00 | 4,586,789.01 | |
| Buildings and Other Structures | 909040000 | 8,500,000.00 | 0.00 | 8,500,000.00 | 8,500,000.00 | 0.00 | 0.00 | 0.00 | 8,500,000.00 | 0.00 | 0.00 | 0.00 | 8,194,545.54 | 8,194,545.54 | 0.00 | 0.00 | 0.00 | 1,607,778.53 | 1,607,778.53 | 0.00 | 309,454.48 | 0.00 | 4,586,789.01 | 0.00 | 4,586,789.01 | |
| Buildings | 909040001 | 8,500,000.00 | 0.00 | 8,500,000.00 | 8,500,000.00 | 0.00 | 0.00 | 0.00 | 8,500,000.00 | 0.00 | 0.00 | 0.00 | 8,194,545.54 | 8,194,545.54 | 0.00 | 0.00 | 0.00 | 1,607,778.53 | 1,607,778.53 | 0.00 | 309,454.48 | 0.00 | 4,586,789.01 | 0.00 | 4,586,789.01 | |
| Special Purpose Fund | | 933,987.19 | 4,031,236.20 | 4,965,223.39 | 933,987.19 | 0.00 | 0.00 | 0.00 | 4,031,236.20 | 4,965,223.39 | 1,121,800.00 | 1,162,578.00 | 627,888.88 | 1,380,344.32 | 4,322,389.00 | 1,121,800.00 | 1,162,578.00 | 627,888.88 | 1,214,344.32 | 4,158,389.00 | 0.00 | 642,814.19 | 180,000.00 | 0.00 | 822,814.19 | |
| Maintenance and Other Operating Expenses | 933,987.19 | 4,031,236.20 | 4,965,223.39 | 933,987.19 | 0.00 | 0.00 | 0.00 | 0.00 | 4,031,236.20 | 4,965,223.39 | 1,121,800.00 | 1,162,578.00 | 627,888.88 | 1,380,344.32 | 4,322,389.00 | 1,121,800.00 | 1,162,578.00 | 627,888.88 | 1,214,344.32 | 4,158,389.00 | 0.00 | 642,814.19 | 180,000.00 | 0.00 | 822,814.19 | |
| Traveling Expenses | 902010000 | 788,157.00 | 0.00 | 788,157.00 | 788,157.00 | 0.00 | 0.00 | 0.00 | 788,157.00 | 0.00 | 0.00 | 0.00 | 72,128.00 | 73,215.00 | 0.00 | 0.00 | 0.00 | 72,128.00 | 73,215.00 | 0.00 | 0.00 | 0.00 | 0.00 | 0.00 | 0.00 | |
| Traveling Expenses - Local | 902010100 | 788,157.00 | 0.00 | 788,157.00 | 788,157.00 | 0.00 | 0.00 | 0.00 | 788,157.00 | 0.00 | 0.00 | 0.00 | 72,128.00 | 73,215.00 | 0.00 | 0.00 | 0.00 | 72,128.00 | 73,215.00 | 0.00 | 0.00 | 0.00 | 0.00 | 0.00 | 0.00 | 0.00 |
| Supplies and Materials Expenses | 902000000 | 47,850.00 | 0.00 | 47,850.00 | 47,850.00 | 0.00 | 0.00 | 0.00 | 47,850.00 | 0.00 | 0.00 | 0.00 | 47,850.00 | 0.00 | 0.00 | 0.00 | 0.00 | 47,850.00 | 0.00 | 0.00 | 0.00 | 0.00 | 0.00 | 0.00 | 0.00 | 0.00 |
| Drugs and Medicines Expenses | 902001000 | 23,825.00 | 0.00 | 23,825.00 | 23,825.00 | 0.00 | 0.00 | 0.00 | 23,825.00 | 0.00 | 0.00 | 0.00 | 23,825.00 | 0.00 | 0.00 | 0.00 | 0.00 | 23,825.00 | 0.00 | 0.00 | 0.00 | 0.00 | 0.00 | 0.00 | 0.00 | 0.00 |
| Medical, Dental and Laboratory Supplies | 902008000 | 23,825.00 | 0.00 | 23,825.00 | 23,825.00 | 0.00 | 0.00 | 0.00 | 23,825.00 | 0.00 | 0.00 | 0.00 | 23,825.00 | 0.00 | 0.00 | 0.00 | 0.00 | 23,825.00 | 0.00 | 0.00 | 0.00 | 0.00 | 0.00 | 0.00 | 0.00 | 0.00 |
| Communication Expenses | 902050000 | 98,160.00 | 0.00 | 98,160.00 | 98,160.00 | 0.00 | 0.00 | 0.00 | 98,160.00 | 0.00 | 0.00 | 0.00 | 98,160.00 | 0.00 | 0.00 | 0.00 | 0.00 | 98,160.00 | 0.00 | 0.00 | 0.00 | 0.00 | 0.00 | 0.00 | 0.00 | 0.00 |
| Telephone Expenses | 902050200 | 98,160.00 | 0.00 | 98,160.00 | 98,160.00 | 0.00 | 0.00 | 0.00 | 98,160.00 | 0.00 | 0.00 | 0.00 | 98,160.00 | 0.00 | 0.00 | 0.00 | 0.00 | 98,160.00 | 0.00 | 0.00 | 0.00 | 0.00 | 0.00 | 0.00 | 0.00 | 0.00 |
| Mobile | 902050201 | 98,160.00 | 0.00 | 98,160.00 | 98,160.00 | 0.00 | 0.00 | 0.00 | 98,160.00 | 0.00 | 0.00 | 0.00 | 98,160.00 | 0.00 | 0.00 | 0.00 | 0.00 | 98,160.00 | 0.00 | 0.00 | 0.00 | 0.00 | 0.00 | 0.00 | 0.00 | 0.00 |
| General Services | 902120000 | 0.19 | 307,236.00 | 307,236.19 | 0.19 | 0.00 | 0.00 | 0.00 | 307,236.00 | 307,236.19 | 239,800.00 | 0.00 | 13,091.88 | 84,344.32 | 307,236.00 | 239,800.00 | 0.00 | 13,091.88 | 84,344.32 | 307,236.00 | 0.00 | 0.19 | 0.00 | 0.00 | 0.00 | 0.00 |
| Other General Services | 902120000 | 0.19 | 307,236.00 | 307,236.19 | 0.19 | 0.00 | 0.00 | 0.00 | 307,236.00 | 307,236.19 | 239,800.00 | 0.00 | 13,091.88 | 84,344.32 | 307,236.00 | 239,800.00 | 0.00 | 13,091.88 | 84,344.32 | 307,236.00 | 0.00 | 0.19 | 0.00 | 0.00 | 0.00 | 0.00 |
| Other General Services | 902120000 | 0.19 | 307,236.00 | 307,236.19 | 0.19 | 0.00 | 0.00 | 0.00 | 307,236.00 | 307,236.19 | 239,800.00 | 0.00 | 13,091.88 | 84,344.32 | 307,236.00 | 239,800.00 | 0.00 | 13,091.88 | 84,344.32 | 307,236.00 | 0.00 | 0.19 | 0.00 | 0.00 | 0.00 | 0.00 |
| Financial Assistance/Subsidy | 902140000 | 0.00 | 3,724,000.00 | 3,724,000.00 | 0.00 | 0.00 | 0.00 | 0.00 | 3,724,000.00 | 3,724,000.00 | 912,000.00 | 878,000.00 | 538,000.00 | 1,296,000.00 | 3,724,000.00 | 912,000.00 | 878,000.00 | 538,000.00 | 1,130,000.00 | 3,658,000.00 | 0.00 | 0.00 | 106,000.00 | 0.00 | 106,000.00 | |
| Subsidies - Others | 902140000 | 0.00 | 3,724,000.00 | 3,724,000.00 | 0.00 | 0.00 | 0.00 | 0.00 | 3,724,000.00 | 3,724,000.00 | 912,000.00 | 878,000.00 | 538,000.00 | 1,296,000.00 | 3,724,000.00 | 912,000.00 | 878,000.00 | 538,000.00 | 1,130,000.00 | 3,658,000.00 | 0.00 | 0.00 | 106,000.00 | 0.00 | 106,000.00 | |
| GRAND TOTAL | | 13,202,348.85 | 296,958,309.00 | 307,161,344.85 | 10,202,348.85 | 0.00 | 0.00 | 0.00 | 296,958,309.00 | 307,161,344.85 | 4,163,050.88 | 3,568,455.40 | 2,238,678.92 | 396,862,875.01 | 305,854,210.68 | 4,163,050.88 | 3,568,455.40 | 2,238,678.92 | 396,862,875.01 | 0.00 | 1,307,134.16 | 316,026.00 | 0.00 | 4,586,789.01 | | |

Certified Correct:

 MERCEDES C. LLANES
 Budget Officer
 Date:

Certified Correct:

 CHRISTINE JOY F. CASUGA
 Regional Accountant
 Date:

Recommended Approval:

 JENGR. ALICIA C. BANG-OA
 FAD Chief
 Date:

Approved By:

 AGNES A. DE LEON, CSO V
 OIC - Regional Director
 Date:

List of Allotments and Sub-Allotments
As at the quarter ending December 31, 2022

Department: Department of the Interior and Local Government (DILG)
 Agency: Office of the Secretary
 Operating Unit: Regional Office - I
 Organization Code (UACS): 14 001 0300001
 Fund Cluster: 01 Regular Agency Fund
 (e.g. UACS Fund Cluster: 01-Regular Agency Fund, 02-Foreign Assisted Projects Fund, 03-Special Account-Locally Funded/Domestic Grants Fund, and 04-Special Account-Foreign Assisted/Foreign)

| | |
|---|-----------------------------|
| | Current Year Appropriations |
| | Supplemental Appropriations |
| X | Continuing Appropriations |


| Allotments/Sub-Allotments Reference | | | Funding Source | | Allotments/Sub-Allotments received from CO/RCA/OU | | | | | Sub-Allotments to ROs/OU | | | | | Total Allotments/Net of Sub-allotments | | | | | |
|---|-----------------------|------------|--|-----------|---|------------|-------|--------------|--------------|--------------------------|------|-------|------|-------|--|-----------|------------|--------------|--------------|--------------|
| No. | Number | Date | Description | UACS Code | PS | MOOE | FinEx | CO | Sub-Total | PS | MOOE | FinEx | CO | TOTAL | PS | MOOE | FinEx | CO | TOTAL | |
| 1 | 2 | 3 | 4 | 5 | 6 | 7 | 8 | 9 | 10=(6+7+8+9) | 11 | 12 | 13 | 14 | 15= | 16=(6+11) | 17=(7+12) | 18=(8+13) | 19=(9+14) | 20= | |
| A. Allotments received from DBM | | | | | | | | | | | | | | | | | | | | |
| 1 | GAA-2022-004068 | 2022-01-20 | Specific Budgets of National Government Agencies | 102101 | 0.00 | 0.00 | 0.00 | 0.00 | 0.00 | 0.00 | 0.00 | 0.00 | 0.00 | 0.00 | 0.00 | 0.00 | 0.00 | 0.00 | 0.00 | |
| 2 | SARD-SMS-D-22-0007925 | 2022-09-07 | Specific Budgets of National Government Agencies | 102101 | 0.00 | 0.00 | 0.00 | 6,500,000.00 | 6,500,000.00 | 0.00 | 0.00 | 0.00 | 0.00 | 0.00 | 0.00 | 0.00 | 0.00 | 0.00 | 6,500,000.00 | 6,500,000.00 |
| | Sub-Total | | | | 0.00 | 0.00 | 0.00 | 6,500,000.00 | 6,500,000.00 | 0.00 | 0.00 | 0.00 | 0.00 | 0.00 | 0.00 | 0.00 | 0.00 | 6,500,000.00 | 6,500,000.00 | |
| B. Balance From GAA/SARO/Sub-Allotment/Prior | | | | | | | | | | | | | | | | | | | | |
| 3 | GAA 2021 | 2021-01-04 | Specific Budgets of National Government Agencies | 102101 | 0.00 | 250,235.33 | 0.00 | 0.00 | 250,235.33 | 0.00 | 0.00 | 0.00 | 0.00 | 0.00 | 0.00 | 0.00 | 250,235.33 | 0.00 | 250,235.33 | |
| 4 | POC Continuing | 2021-01-04 | Specific Budgets of National Government Agencies | 102101 | 0.00 | 140,180.00 | 0.00 | 0.00 | 140,180.00 | 0.00 | 0.00 | 0.00 | 0.00 | 0.00 | 0.00 | 0.00 | 140,180.00 | 0.00 | 140,180.00 | |
| 5 | SR2021-02-0007 | 2021-02-05 | Specific Budgets of National Government Agencies | 102101 | 0.00 | 88,000.00 | 0.00 | 0.00 | 88,000.00 | 0.00 | 0.00 | 0.00 | 0.00 | 0.00 | 0.00 | 0.00 | 88,000.00 | 0.00 | 88,000.00 | |
| 6 | SR2021-02-0277 | 2021-02-24 | Specific Budgets of National Government Agencies | 102101 | 0.00 | 879.80 | 0.00 | 0.00 | 879.80 | 0.00 | 0.00 | 0.00 | 0.00 | 0.00 | 0.00 | 0.00 | 879.80 | 0.00 | 879.80 | |
| 7 | SR2021-03-0369 | 2021-03-04 | Specific Budgets of National Government Agencies | 102101 | 0.00 | 36,500.00 | 0.00 | 0.00 | 36,500.00 | 0.00 | 0.00 | 0.00 | 0.00 | 0.00 | 0.00 | 0.00 | 36,500.00 | 0.00 | 36,500.00 | |
| 8 | SR2021-03-0447 | 2021-03-10 | Specific Budgets of National Government Agencies | 102101 | 0.00 | 171,534.99 | 0.00 | 0.00 | 171,534.99 | 0.00 | 0.00 | 0.00 | 0.00 | 0.00 | 0.00 | 0.00 | 171,534.99 | 0.00 | 171,534.99 | |
| 9 | SR2021-03-0483 | 2021-03-11 | Specific Budgets of National Government Agencies | 102101 | 0.00 | 38,570.14 | 0.00 | 0.00 | 38,570.14 | 0.00 | 0.00 | 0.00 | 0.00 | 0.00 | 0.00 | 0.00 | 38,570.14 | 0.00 | 38,570.14 | |
| 10 | SR2021-03-0500 | 2021-03-12 | Specific Budgets of National Government Agencies | 102101 | 0.00 | 52,609.50 | 0.00 | 0.00 | 52,609.50 | 0.00 | 0.00 | 0.00 | 0.00 | 0.00 | 0.00 | 0.00 | 52,609.50 | 0.00 | 52,609.50 | |
| 11 | SR2021-03-0553 | 2021-03-24 | Specific Budgets of National Government Agencies | 102101 | 0.00 | 2,055.20 | 0.00 | 0.00 | 2,055.20 | 0.00 | 0.00 | 0.00 | 0.00 | 0.00 | 0.00 | 0.00 | 2,055.20 | 0.00 | 2,055.20 | |
| 12 | SR2021-04-0850 | 2021-04-05 | Specific Budgets of National Government Agencies | 102101 | 0.00 | 200,000.00 | 0.00 | 0.00 | 200,000.00 | 0.00 | 0.00 | 0.00 | 0.00 | 0.00 | 0.00 | 0.00 | 200,000.00 | 0.00 | 200,000.00 | |
| 13 | SR2021-04-0853 | 2021-04-05 | Specific Budgets of National Government Agencies | 102101 | 0.00 | 58,500.00 | 0.00 | 0.00 | 58,500.00 | 0.00 | 0.00 | 0.00 | 0.00 | 0.00 | 0.00 | 0.00 | 58,500.00 | 0.00 | 58,500.00 | |
| 14 | SR2021-04-0713 | 2021-04-23 | Specific Budgets of National Government Agencies | 102101 | 0.00 | 270,744.00 | 0.00 | 0.00 | 270,744.00 | 0.00 | 0.00 | 0.00 | 0.00 | 0.00 | 0.00 | 0.00 | 270,744.00 | 0.00 | 270,744.00 | |
| 15 | SR2021-05-0780 | 2021-05-04 | Specific Budgets of National Government Agencies | 102101 | 0.00 | 736.24 | 0.00 | 0.00 | 736.24 | 0.00 | 0.00 | 0.00 | 0.00 | 0.00 | 0.00 | 0.00 | 736.24 | 0.00 | 736.24 | |
| 16 | SR2021-05-0841 | 2021-05-25 | Specific Budgets of National Government Agencies | 102101 | 0.00 | 18,900.00 | 0.00 | 0.00 | 18,900.00 | 0.00 | 0.00 | 0.00 | 0.00 | 0.00 | 0.00 | 0.00 | 18,900.00 | 0.00 | 18,900.00 | |
| 17 | SR2021-05-0861 | 2021-05-28 | Specific Budgets of National Government Agencies | 102101 | 0.00 | 13,200.00 | 0.00 | 0.00 | 13,200.00 | 0.00 | 0.00 | 0.00 | 0.00 | 0.00 | 0.00 | 0.00 | 13,200.00 | 0.00 | 13,200.00 | |
| 18 | SR2021-06-0901 | 2021-06-08 | Specific Budgets of National Government Agencies | 102101 | 0.00 | 56,071.00 | 0.00 | 0.00 | 56,071.00 | 0.00 | 0.00 | 0.00 | 0.00 | 0.00 | 0.00 | 0.00 | 56,071.00 | 0.00 | 56,071.00 | |
| 19 | SR2021-06-1098 | 2021-06-23 | Specific Budgets of National Government Agencies | 102101 | 0.00 | 10,097.74 | 0.00 | 0.00 | 10,097.74 | 0.00 | 0.00 | 0.00 | 0.00 | 0.00 | 0.00 | 0.00 | 10,097.74 | 0.00 | 10,097.74 | |
| 20 | SR2021-07-1988 | 2021-07-01 | Specific Budgets of National Government Agencies | 102101 | 0.00 | 6,027.63 | 0.00 | 0.00 | 6,027.63 | 0.00 | 0.00 | 0.00 | 0.00 | 0.00 | 0.00 | 0.00 | 6,027.63 | 0.00 | 6,027.63 | |
| 21 | SR2021-07-1094 | 2021-07-01 | Specific Budgets of National Government Agencies | 102101 | 0.00 | 29,136.79 | 0.00 | 0.00 | 29,136.79 | 0.00 | 0.00 | 0.00 | 0.00 | 0.00 | 0.00 | 0.00 | 29,136.79 | 0.00 | 29,136.79 | |
| 22 | SR2021-07-1119 | 2021-07-06 | Specific Budgets of National Government Agencies | 102101 | 0.00 | 7,600.00 | 0.00 | 0.00 | 7,600.00 | 0.00 | 0.00 | 0.00 | 0.00 | 0.00 | 0.00 | 0.00 | 7,600.00 | 0.00 | 7,600.00 | |
| 23 | SR2021-07-1136 | 2021-07-06 | Specific Budgets of National Government Agencies | 102101 | 0.00 | 18,803.96 | 0.00 | 0.00 | 18,803.96 | 0.00 | 0.00 | 0.00 | 0.00 | 0.00 | 0.00 | 0.00 | 18,803.96 | 0.00 | 18,803.96 | |
| 24 | SR2021-07-1173 | 2021-07-06 | Specific Budgets of National Government Agencies | 102101 | 0.00 | 261,990.00 | 0.00 | 0.00 | 261,990.00 | 0.00 | 0.00 | 0.00 | 0.00 | 0.00 | 0.00 | 0.00 | 261,990.00 | 0.00 | 261,990.00 | |
| 25 | SR2021-07-1201 | 2021-07-13 | Specific Budgets of National Government Agencies | 102101 | 0.00 | 32,973.92 | 0.00 | 0.00 | 32,973.92 | 0.00 | 0.00 | 0.00 | 0.00 | 0.00 | 0.00 | 0.00 | 32,973.92 | 0.00 | 32,973.92 | |
| 26 | SR2021-07-1259 | 2021-07-16 | Specific Budgets of National Government Agencies | 102101 | 0.00 | 38,800.00 | 0.00 | 0.00 | 38,800.00 | 0.00 | 0.00 | 0.00 | 0.00 | 0.00 | 0.00 | 0.00 | 38,800.00 | 0.00 | 38,800.00 | |
| 27 | SR2021-07-1273 | 2021-07-19 | Specific Budgets of National Government Agencies | 102101 | 0.00 | 2,864.92 | 0.00 | 0.00 | 2,864.92 | 0.00 | 0.00 | 0.00 | 0.00 | 0.00 | 0.00 | 0.00 | 2,864.92 | 0.00 | 2,864.92 | |
| 28 | SR2021-07-1338 | 2021-07-26 | Specific Budgets of National Government Agencies | 102101 | 0.00 | 86,000.00 | 0.00 | 0.00 | 86,000.00 | 0.00 | 0.00 | 0.00 | 0.00 | 0.00 | 0.00 | 0.00 | 86,000.00 | 0.00 | 86,000.00 | |
| 29 | SR2021-07-1378 | 2021-07-30 | Specific Budgets of National Government Agencies | 102101 | 0.00 | 21,000.00 | 0.00 | 0.00 | 21,000.00 | 0.00 | 0.00 | 0.00 | 0.00 | 0.00 | 0.00 | 0.00 | 21,000.00 | 0.00 | 21,000.00 | |
| 30 | SR2021-07-1379 | 2021-07-30 | Specific Budgets of National Government Agencies | 102101 | 0.00 | 136,767.90 | 0.00 | 0.00 | 136,767.90 | 0.00 | 0.00 | 0.00 | 0.00 | 0.00 | 0.00 | 0.00 | 136,767.90 | 0.00 | 136,767.90 | |
| 31 | SR2021-08-1426 | 2021-08-04 | Specific Budgets of National Government Agencies | 102101 | 0.00 | 76,722.08 | 0.00 | 0.00 | 76,722.08 | 0.00 | 0.00 | 0.00 | 0.00 | 0.00 | 0.00 | 0.00 | 76,722.08 | 0.00 | 76,722.08 | |
| 32 | SR2021-08-1443 | 2021-08-04 | Specific Budgets of National Government Agencies | 102101 | 0.00 | 1,324.73 | 0.00 | 0.00 | 1,324.73 | 0.00 | 0.00 | 0.00 | 0.00 | 0.00 | 0.00 | 0.00 | 1,324.73 | 0.00 | 1,324.73 | |
| 33 | SR2021-08-1475 | 2021-08-09 | Specific Budgets of National Government Agencies | 102101 | 0.00 | 210,414.48 | 0.00 | 0.00 | 210,414.48 | 0.00 | 0.00 | 0.00 | 0.00 | 0.00 | 0.00 | 0.00 | 210,414.48 | 0.00 | 210,414.48 | |
| 34 | SR2021-08-1493 | 2021-08-11 | Specific Budgets of National Government Agencies | 102101 | 0.00 | 110.45 | 0.00 | 0.00 | 110.45 | 0.00 | 0.00 | 0.00 | 0.00 | 0.00 | 0.00 | 0.00 | 110.45 | 0.00 | 110.45 | |
| 35 | SR2021-08-1543 | 2021-08-16 | Contingent Fund | 102402 | 0.00 | 27,500.00 | 0.00 | 0.00 | 27,500.00 | 0.00 | 0.00 | 0.00 | 0.00 | 0.00 | 0.00 | 0.00 | 27,500.00 | 0.00 | 27,500.00 | |
| 36 | SR2021-08-1574 | 2021-08-17 | Specific Budgets of National Government Agencies | 102101 | 0.00 | 102,234.43 | 0.00 | 0.00 | 102,234.43 | 0.00 | 0.00 | 0.00 | 0.00 | 0.00 | 0.00 | 0.00 | 102,234.43 | 0.00 | 102,234.43 | |
| 37 | SR2021-08-1588 | 2021-08-17 | Specific Budgets of National Government Agencies | 102101 | 0.00 | 10,980.00 | 0.00 | 0.00 | 10,980.00 | 0.00 | 0.00 | 0.00 | 0.00 | 0.00 | 0.00 | 0.00 | 10,980.00 | 0.00 | 10,980.00 | |
| 38 | SR2021-08-1607 | 2021-08-17 | Specific Budgets of National Government Agencies | 102101 | 0.00 | 8,000.00 | 0.00 | 0.00 | 8,000.00 | 0.00 | 0.00 | 0.00 | 0.00 | 0.00 | 0.00 | 0.00 | 8,000.00 | 0.00 | 8,000.00 | |
| 39 | SR2021-08-1775 | 2021-08-01 | Specific Budgets of National Government Agencies | 102101 | 0.00 | 911.00 | 0.00 | 0.00 | 911.00 | 0.00 | 0.00 | 0.00 | 0.00 | 0.00 | 0.00 | 0.00 | 911.00 | 0.00 | 911.00 | |
| 40 | SR2021-08-1794 | 2021-08-02 | Specific Budgets of National Government Agencies | 102101 | 0.00 | 16,905.92 | 0.00 | 0.00 | 16,905.92 | 0.00 | 0.00 | 0.00 | 0.00 | 0.00 | 0.00 | 0.00 | 16,905.92 | 0.00 | 16,905.92 | |
| 41 | SR2021-08-1785 | 2021-08-02 | Contingent Fund | 102402 | 0.00 | 625,917.90 | 0.00 | 0.00 | 625,917.90 | 0.00 | 0.00 | 0.00 | 0.00 | 0.00 | 0.00 | 0.00 | 625,917.90 | 0.00 | 625,917.90 | |
| 42 | SR2021-08-1787 | 2021-08-02 | Specific Budgets of National Government Agencies | 102101 | 0.00 | 141,004.20 | 0.00 | 0.00 | 141,004.20 | 0.00 | 0.00 | 0.00 | 0.00 | 0.00 | 0.00 | 0.00 | 141,004.20 | 0.00 | 141,004.20 | |
| 43 | SR2021-08-1867 | 2021-08-14 | Specific Budgets of National Government Agencies | 102101 | 0.00 | 350.00 | 0.00 | 0.00 | 350.00 | 0.00 | 0.00 | 0.00 | 0.00 | 0.00 | 0.00 | 0.00 | 350.00 | 0.00 | 350.00 | |
| 44 | SR2021-08-1940 | 2021-08-23 | Specific Budgets of National Government Agencies | 102101 | 0.00 | 2,635.60 | 0.00 | 0.00 | 2,635.60 | 0.00 | 0.00 | 0.00 | 0.00 | 0.00 | 0.00 | 0.00 | 2,635.60 | 0.00 | 2,635.60 | |
| 45 | SR2021-10-2004 | 2021-10-06 | Specific Budgets of National Government Agencies | 102101 | 0.00 | 35,550.00 | 0.00 | 0.00 | 35,550.00 | 0.00 | 0.00 | 0.00 | 0.00 | 0.00 | 0.00 | 0.00 | 35,550.00 | 0.00 | 35,550.00 | |
| 46 | SR2021-10-2521 | 2021-10-06 | Specific Budgets of National Government Agencies | 102101 | 0.00 | 10,800.00 | 0.00 | 0.00 | 10,800.00 | 0.00 | 0.00 | 0.00 | 0.00 | 0.00 | 0.00 | 0.00 | 10,800.00 | 0.00 | 10,800.00 | |
| 47 | SR2021-10-2090 | | | | | | | | | | | | | | | | | | | |

| Allotments/Sub-Allotments Reference | | | Funding Source | | Allotments/Sub-Allotments received from CQ/R/Os/OUs | | | | | Sub-Allotments to R/Os/OUs | | | | | Total Allotments/Net of Sub-allotments | | | | | |
|---|---------------------------------|-------------|--|-----------|---|--------------|-------|------|--------------|----------------------------|------|-------|------|-------|--|--------------|-----------|-----------|-------|--------------|
| No. | Number | Date | Description | UACS Code | PS | MOOE | FinEx | CO | Sub-Total | PS | MOOE | FinEx | CO | TOTAL | PS | MOOE | FinEx | CO | TOTAL | |
| 1 | 2 | 3 | 4 | 5 | 6 | 7 | 8 | 9 | 10(6+7+8+9) | 11 | 12 | 13 | 14 | 15= | 16=(6+11) | 17=(7+12) | 18=(8+13) | 19=(9+14) | 20= | |
| 51 | SR0201-11-2174 | 2021-11-02 | Specific Budgets of National Government Agencies | 102101 | 0.00 | 10,833.44 | 0.00 | 0.00 | 10,833.44 | 0.00 | 0.00 | 0.00 | 0.00 | 0.00 | 0.00 | 10,833.44 | 0.00 | 0.00 | 0.00 | 10,833.44 |
| 52 | SR0201-11-2332 | 2021-11-24 | Specific Budgets of National Government Agencies | 102101 | 0.00 | 722.00 | 0.00 | 0.00 | 722.00 | 0.00 | 0.00 | 0.00 | 0.00 | 0.00 | 0.00 | 722.00 | 0.00 | 0.00 | 0.00 | 722.00 |
| 53 | SR0201-12-2361 | 2021-12-03 | Specific Budgets of National Government Agencies | 102101 | 0.00 | 1,478.47 | 0.00 | 0.00 | 1,478.47 | 0.00 | 0.00 | 0.00 | 0.00 | 0.00 | 0.00 | 1,478.47 | 0.00 | 0.00 | 0.00 | 1,478.47 |
| 54 | SR0201-12-2458 | 2021-12-31 | Contingent Fund | 102402 | 0.00 | 0.19 | 0.00 | 0.00 | 0.19 | 0.00 | 0.00 | 0.00 | 0.00 | 0.00 | 0.00 | 0.19 | 0.00 | 0.00 | 0.00 | 0.19 |
| | Sub-Total: | | | | 0.00 | 3,702,345.85 | 0.00 | 0.00 | 3,702,345.85 | 0.00 | 0.00 | 0.00 | 0.00 | 0.00 | 0.00 | 3,702,345.85 | 0.00 | 0.00 | 0.00 | 3,702,345.85 |
| D. Sub-allotments received from Central Office/Regional Office(Prior Year) | | | | | | | | | | | | | | | | | | | | |
| 1 | BMB-D-21-0000774/SR2022-02-0421 | 22-Feb-2022 | Specific Budgets of National Government Agencies | 102101 | 0.00 | 841,937.00 | 0.00 | 0.00 | 841,937.00 | 0.00 | 0.00 | 0.00 | 0.00 | 0.00 | 0.00 | 841,937.00 | 0.00 | 0.00 | 0.00 | 841,937.00 |
| 2 | BMB-D-21-0006791/SR2022-01-0666 | 24-Jan-2022 | Contingent Fund | 102402 | 0.00 | 307,236.00 | 0.00 | 0.00 | 307,236.00 | 0.00 | 0.00 | 0.00 | 0.00 | 0.00 | 0.00 | 307,236.00 | 0.00 | 0.00 | 0.00 | 307,236.00 |
| 3 | BMB-D-21-0014169/SR2022-02-0186 | 02-Feb-2022 | Specific Budgets of National Government Agencies | 102101 | 0.00 | 2,417,000.00 | 0.00 | 0.00 | 2,417,000.00 | 0.00 | 0.00 | 0.00 | 0.00 | 0.00 | 0.00 | 2,417,000.00 | 0.00 | 0.00 | 0.00 | 2,417,000.00 |
| 4 | BMB-D-21-0014169/SR2022-06-1066 | 16-Jun-2022 | Specific Budgets of National Government Agencies | 102101 | 0.00 | 30,000.00 | 0.00 | 0.00 | 30,000.00 | 0.00 | 0.00 | 0.00 | 0.00 | 0.00 | 0.00 | 30,000.00 | 0.00 | 0.00 | 0.00 | 30,000.00 |
| 5 | BMB-D-22-0000193/SR2022-01-0108 | 26-Jan-2022 | Barangay Officials Death Benefits | 102256 | 0.00 | 36,000.00 | 0.00 | 0.00 | 36,000.00 | 0.00 | 0.00 | 0.00 | 0.00 | 0.00 | 0.00 | 36,000.00 | 0.00 | 0.00 | 0.00 | 36,000.00 |
| 6 | BMB-D-22-0000219/SR2022-01-0121 | 26-Jan-2022 | Barangay Officials Death Benefits | 102256 | 0.00 | 70,000.00 | 0.00 | 0.00 | 70,000.00 | 0.00 | 0.00 | 0.00 | 0.00 | 0.00 | 0.00 | 70,000.00 | 0.00 | 0.00 | 0.00 | 70,000.00 |
| 7 | BMB-D-22-0000511/SR2022-01-0150 | 28-Jan-2022 | Barangay Officials Death Benefits | 102256 | 0.00 | 130,000.00 | 0.00 | 0.00 | 130,000.00 | 0.00 | 0.00 | 0.00 | 0.00 | 0.00 | 0.00 | 130,000.00 | 0.00 | 0.00 | 0.00 | 130,000.00 |
| 8 | BMB-D-22-0000525/SR2022-01-0191 | 28-Jan-2022 | Barangay Officials Death Benefits | 102256 | 0.00 | 164,000.00 | 0.00 | 0.00 | 164,000.00 | 0.00 | 0.00 | 0.00 | 0.00 | 0.00 | 0.00 | 164,000.00 | 0.00 | 0.00 | 0.00 | 164,000.00 |
| 9 | BMB-D-22-0001385/SR2022-02-0270 | 07-Feb-2022 | Barangay Officials Death Benefits | 102256 | 0.00 | 94,000.00 | 0.00 | 0.00 | 94,000.00 | 0.00 | 0.00 | 0.00 | 0.00 | 0.00 | 0.00 | 94,000.00 | 0.00 | 0.00 | 0.00 | 94,000.00 |
| 10 | BMB-D-22-0001741/SR2022-02-0382 | 17-Feb-2022 | Barangay Officials Death Benefits | 102256 | 0.00 | 70,000.00 | 0.00 | 0.00 | 70,000.00 | 0.00 | 0.00 | 0.00 | 0.00 | 0.00 | 0.00 | 70,000.00 | 0.00 | 0.00 | 0.00 | 70,000.00 |
| 11 | BMB-D-22-0001759/SR2022-02-0394 | 17-Feb-2022 | Barangay Officials Death Benefits | 102256 | 0.00 | 34,000.00 | 0.00 | 0.00 | 34,000.00 | 0.00 | 0.00 | 0.00 | 0.00 | 0.00 | 0.00 | 34,000.00 | 0.00 | 0.00 | 0.00 | 34,000.00 |
| 12 | BMB-D-22-0002393/SR2022-02-0465 | 23-Feb-2022 | Barangay Officials Death Benefits | 102256 | 0.00 | 82,000.00 | 0.00 | 0.00 | 82,000.00 | 0.00 | 0.00 | 0.00 | 0.00 | 0.00 | 0.00 | 82,000.00 | 0.00 | 0.00 | 0.00 | 82,000.00 |
| 13 | BMB-D-22-0002410/SR2022-03-0525 | 03-Mar-2022 | Barangay Officials Death Benefits | 102256 | 0.00 | 104,000.00 | 0.00 | 0.00 | 104,000.00 | 0.00 | 0.00 | 0.00 | 0.00 | 0.00 | 0.00 | 104,000.00 | 0.00 | 0.00 | 0.00 | 104,000.00 |
| 14 | BMB-D-22-0002558/SR2022-03-0579 | 15-Mar-2022 | Barangay Officials Death Benefits | 102256 | 0.00 | 36,000.00 | 0.00 | 0.00 | 36,000.00 | 0.00 | 0.00 | 0.00 | 0.00 | 0.00 | 0.00 | 36,000.00 | 0.00 | 0.00 | 0.00 | 36,000.00 |
| 15 | BMB-D-22-0002660/SR2022-03-0587 | 18-Mar-2022 | Barangay Officials Death Benefits | 102256 | 0.00 | 24,000.00 | 0.00 | 0.00 | 24,000.00 | 0.00 | 0.00 | 0.00 | 0.00 | 0.00 | 0.00 | 24,000.00 | 0.00 | 0.00 | 0.00 | 24,000.00 |
| 16 | BMB-D-22-0002660/SR2022-03-0611 | 18-Mar-2022 | Barangay Officials Death Benefits | 102256 | 0.00 | 22,000.00 | 0.00 | 0.00 | 22,000.00 | 0.00 | 0.00 | 0.00 | 0.00 | 0.00 | 0.00 | 22,000.00 | 0.00 | 0.00 | 0.00 | 22,000.00 |
| 17 | BMB-D-22-0002732/SR2022-03-0618 | 21-Mar-2022 | Barangay Officials Death Benefits | 102256 | 0.00 | 46,000.00 | 0.00 | 0.00 | 46,000.00 | 0.00 | 0.00 | 0.00 | 0.00 | 0.00 | 0.00 | 46,000.00 | 0.00 | 0.00 | 0.00 | 46,000.00 |
| 18 | BMB-D-22-0003555/SR2022-04-0714 | 06-Apr-2022 | Barangay Officials Death Benefits | 102256 | 0.00 | 36,000.00 | 0.00 | 0.00 | 36,000.00 | 0.00 | 0.00 | 0.00 | 0.00 | 0.00 | 0.00 | 36,000.00 | 0.00 | 0.00 | 0.00 | 36,000.00 |
| 19 | BMB-D-22-0003617/SR2022-04-0795 | 19-Apr-2022 | Barangay Officials Death Benefits | 102256 | 0.00 | 152,000.00 | 0.00 | 0.00 | 152,000.00 | 0.00 | 0.00 | 0.00 | 0.00 | 0.00 | 0.00 | 152,000.00 | 0.00 | 0.00 | 0.00 | 152,000.00 |
| 20 | BMB-D-22-0003727/SR2022-04-0845 | 27-Apr-2022 | Barangay Officials Death Benefits | 102256 | 0.00 | 12,000.00 | 0.00 | 0.00 | 12,000.00 | 0.00 | 0.00 | 0.00 | 0.00 | 0.00 | 0.00 | 12,000.00 | 0.00 | 0.00 | 0.00 | 12,000.00 |
| 21 | BMB-D-22-0003745/SR2022-04-0857 | 28-Apr-2022 | Barangay Officials Death Benefits | 102256 | 0.00 | 46,000.00 | 0.00 | 0.00 | 46,000.00 | 0.00 | 0.00 | 0.00 | 0.00 | 0.00 | 0.00 | 46,000.00 | 0.00 | 0.00 | 0.00 | 46,000.00 |
| 22 | BMB-D-22-0003749/SR2022-04-0868 | 28-Apr-2022 | Barangay Officials Death Benefits | 102256 | 0.00 | 84,000.00 | 0.00 | 0.00 | 84,000.00 | 0.00 | 0.00 | 0.00 | 0.00 | 0.00 | 0.00 | 84,000.00 | 0.00 | 0.00 | 0.00 | 84,000.00 |
| 23 | BMB-D-22-0003757/SR2022-04-0679 | 28-Apr-2022 | Barangay Officials Death Benefits | 102256 | 0.00 | 24,000.00 | 0.00 | 0.00 | 24,000.00 | 0.00 | 0.00 | 0.00 | 0.00 | 0.00 | 0.00 | 24,000.00 | 0.00 | 0.00 | 0.00 | 24,000.00 |
| 24 | BMB-D-22-0003861/SR2022-05-0626 | 11-May-2022 | Barangay Officials Death Benefits | 102256 | 0.00 | 70,000.00 | 0.00 | 0.00 | 70,000.00 | 0.00 | 0.00 | 0.00 | 0.00 | 0.00 | 0.00 | 70,000.00 | 0.00 | 0.00 | 0.00 | 70,000.00 |
| 25 | BMB-D-22-0003884/SR2022-05-0943 | 12-May-2022 | Barangay Officials Death Benefits | 102256 | 0.00 | 12,000.00 | 0.00 | 0.00 | 12,000.00 | 0.00 | 0.00 | 0.00 | 0.00 | 0.00 | 0.00 | 12,000.00 | 0.00 | 0.00 | 0.00 | 12,000.00 |
| 26 | BMB-D-22-0004102/SR2022-05-0978 | 26-May-2022 | Barangay Officials Death Benefits | 102256 | 0.00 | 154,000.00 | 0.00 | 0.00 | 154,000.00 | 0.00 | 0.00 | 0.00 | 0.00 | 0.00 | 0.00 | 154,000.00 | 0.00 | 0.00 | 0.00 | 154,000.00 |
| 27 | BMB-D-22-0004136/SR2022-05-0988 | 26-May-2022 | Barangay Officials Death Benefits | 102256 | 0.00 | 58,000.00 | 0.00 | 0.00 | 58,000.00 | 0.00 | 0.00 | 0.00 | 0.00 | 0.00 | 0.00 | 58,000.00 | 0.00 | 0.00 | 0.00 | 58,000.00 |
| 28 | BMB-D-22-0004280/SR2022-05-0996 | 27-May-2022 | Barangay Officials Death Benefits | 102256 | 0.00 | 24,000.00 | 0.00 | 0.00 | 24,000.00 | 0.00 | 0.00 | 0.00 | 0.00 | 0.00 | 0.00 | 24,000.00 | 0.00 | 0.00 | 0.00 | 24,000.00 |
| 29 | BMB-D-22-0004594/SR2022-06-1021 | 08-Jun-2022 | Barangay Officials Death Benefits | 102256 | 0.00 | 82,000.00 | 0.00 | 0.00 | 82,000.00 | 0.00 | 0.00 | 0.00 | 0.00 | 0.00 | 0.00 | 82,000.00 | 0.00 | 0.00 | 0.00 | 82,000.00 |
| 30 | BMB-D-22-0004671/SR2022-06-1146 | 23-Jun-2022 | Barangay Officials Death Benefits | 102256 | 0.00 | 60,000.00 | 0.00 | 0.00 | 60,000.00 | 0.00 | 0.00 | 0.00 | 0.00 | 0.00 | 0.00 | 60,000.00 | 0.00 | 0.00 | 0.00 | 60,000.00 |
| 31 | BMB-D-22-0004872/SR2022-06-1156 | 23-Jun-2022 | Barangay Officials Death Benefits | 102256 | 0.00 | 58,000.00 | 0.00 | 0.00 | 58,000.00 | 0.00 | 0.00 | 0.00 | 0.00 | 0.00 | 0.00 | 58,000.00 | 0.00 | 0.00 | 0.00 | 58,000.00 |
| 32 | BMB-D-22-0004873/SR2022-06-1136 | 23-Jun-2022 | Barangay Officials Death Benefits | 102256 | 0.00 | 70,000.00 | 0.00 | 0.00 | 70,000.00 | 0.00 | 0.00 | 0.00 | 0.00 | 0.00 | 0.00 | 70,000.00 | 0.00 | 0.00 | 0.00 | 70,000.00 |
| 33 | BMB-D-22-0004874/SR2022-06-1186 | 23-Jun-2022 | Barangay Officials Death Benefits | 102256 | 0.00 | 24,000.00 | 0.00 | 0.00 | 24,000.00 | 0.00 | 0.00 | 0.00 | 0.00 | 0.00 | 0.00 | 24,000.00 | 0.00 | 0.00 | 0.00 | 24,000.00 |
| 34 | BMB-D-22-0005193/SR2022-06-1185 | 27-Jun-2022 | Barangay Officials Death Benefits | 102256 | 0.00 | 48,000.00 | 0.00 | 0.00 | 48,000.00 | 0.00 | 0.00 | 0.00 | 0.00 | 0.00 | 0.00 | 48,000.00 | 0.00 | 0.00 | 0.00 | 48,000.00 |
| 35 | BMB-D-22-0005598/SR2022-07-1423 | 20-Jul-2022 | Barangay Officials Death Benefits | 102256 | 0.00 | 128,000.00 | 0.00 | 0.00 | 128,000.00 | 0.00 | 0.00 | 0.00 | 0.00 | 0.00 | 0.00 | 128,000.00 | 0.00 | 0.00 | 0.00 | 128,000.00 |
| 36 | BMB-D-22-0006729/SR2022-08-1596 | 18-Aug-2022 | Barangay Officials Death Benefits | 102256 | 0.00 | 24,000.00 | 0.00 | 0.00 | 24,000.00 | 0.00 | 0.00 | 0.00 | 0.00 | 0.00 | 0.00 | 24,000.00 | 0.00 | 0.00 | 0.00 | 24,000.00 |
| 37 | BMB-D-22-0006849/SR2022-08-1722 | 30-Aug-2022 | Barangay Officials Death Benefits | 102256 | 0.00 | 338,000.00 | 0.00 | 0.00 | 338,000.00 | 0.00 | 0.00 | 0.00 | 0.00 | 0.00 | 0.00 | 338,000.00 | 0.00 | 0.00 | 0.00 | 338,000.00 |
| 38 | BMB-D-22-0007969/SR2022-08-1999 | 22-Sep-2022 | Barangay Officials Death Benefits | 102256 | 0.00 | 46,000.00 | 0.00 | 0.00 | 46,000.00 | 0.00 | 0.00 | 0.00 | 0.00 | 0.00 | 0.00 | 46,000.00 | 0.00 | 0.00 | 0.00 | 46,000.00 |
| 39 | BMB-D-22-0008549/SR2022-10-2120 | 10-Oct-2022 | Barangay Officials Death Benefits | 102256 | 0.00 | 324,000.00 | 0.00 | 0.00 | 324,000.00 | 0.00 | 0.00 | 0.00 | 0.00 | 0.00 | 0.00 | 324,000.00 | | | | |

Department: Department of the Interior and Local Government (DILG)
 Agency: Office of the Secretary
 Operating Unit: Regional Office - I
 Organization Code (UACS): 14 001 0300001
 Fund Cluster: 01 Regular Agency Fund
 (e.g. UACS Fund Cluster: 01-Regular Agency Fund, 02-Foreign Assisted Projects Fund, 03-Special Account-Locally Funded/Domestic Grants Fund, and 04-Special Account-Foreign Assisted/Foreign)


| | |
|---|-----------------------------|
| | Current Year Appropriations |
| | Supplemental Appropriations |
| X | Continuing Appropriations |


| Allotments/Sub-Allotments Reference | | | Funding Source | | Allotments/Sub-Allotments received from CO/ROs/OU's | | | | | Sub-Allotments to ROs/OU's | | | | | Total Allotments/Net of Sub-allotments | | | | | | |
|-------------------------------------|--|-------------|--|-----------|---|----------------|--------------|----------------|----------------|----------------------------|------|-------|------|-------|--|-----------|-----------|-----------|-------|----------------|--|
| No. | Number | Date | Description | UACS Code | PS | MOOE | FinEx | CO | Sub-Total | PS | MOOE | FinEx | CO | TOTAL | PS | MOOE | FinEx | CO | TOTAL | | |
| 1 | 2 | 3 | 4 | 5 | 6 | 7 | 8 | 9 | 10=(6+7+8+9) | 11 | 12 | 13 | 14 | 15= | 16=(6+11) | 17=(7+12) | 18=(8+13) | 19=(9+14) | 20= | | |
| 54 | SMB-D22-000927/SR2022-04-0811 | 19-Apr-2022 | Barangay Officials Death Benefits | 102256 | 0.00 | 12,000.00 | 0.00 | 0.00 | 12,000.00 | 0.00 | 0.00 | 0.00 | 0.00 | 0.00 | 0.00 | 0.00 | 0.00 | 0.00 | 0.00 | 12,000.00 | |
| 55 | GAA FY2021/SR2022-02-0407 | 17-Feb-2022 | Specific Budgets of National Government Agencies | 102101 | 0.00 | 31,228.00 | 0.00 | 0.00 | 31,228.00 | 0.00 | 0.00 | 0.00 | 0.00 | 0.00 | 0.00 | 0.00 | 0.00 | 0.00 | 0.00 | 31,228.00 | |
| 56 | GAA FY2021/SR2022-02-0469 | 23-Feb-2022 | Specific Budgets of National Government Agencies | 102101 | 0.00 | 150,000.00 | 0.00 | 0.00 | 150,000.00 | 0.00 | 0.00 | 0.00 | 0.00 | 0.00 | 0.00 | 0.00 | 0.00 | 0.00 | 0.00 | 150,000.00 | |
| 57 | GAA FY2021/SR2022-04-0741 | 07-Apr-2022 | Specific Budgets of National Government Agencies | 102101 | 0.00 | 715,200.00 | 0.00 | 0.00 | 715,200.00 | 0.00 | 0.00 | 0.00 | 0.00 | 0.00 | 0.00 | 0.00 | 0.00 | 0.00 | 0.00 | 715,200.00 | |
| 58 | GAA FY2021/SR2022-04-0774 | 06-Apr-2022 | Specific Budgets of National Government Agencies | 102101 | 0.00 | 500,000.00 | 0.00 | 0.00 | 500,000.00 | 0.00 | 0.00 | 0.00 | 0.00 | 0.00 | 0.00 | 0.00 | 0.00 | 0.00 | 0.00 | 500,000.00 | |
| 59 | GAA FY2021/SR2022-04-0778 | 11-Apr-2022 | Specific Budgets of National Government Agencies | 102101 | 0.00 | 150,000.00 | 0.00 | 0.00 | 150,000.00 | 0.00 | 0.00 | 0.00 | 0.00 | 0.00 | 0.00 | 0.00 | 0.00 | 0.00 | 0.00 | 150,000.00 | |
| 60 | GAA FY2021/SR2022-06-1243 | 29-Jun-2022 | Specific Budgets of National Government Agencies | 102101 | 0.00 | 190,000.00 | 0.00 | 0.00 | 190,000.00 | 0.00 | 0.00 | 0.00 | 0.00 | 0.00 | 0.00 | 0.00 | 0.00 | 0.00 | 0.00 | 190,000.00 | |
| 61 | GAA FY2021/SR2022-07-1361 | 18-Jul-2022 | Specific Budgets of National Government Agencies | 102101 | 0.00 | 12,000.00 | 0.00 | 0.00 | 12,000.00 | 0.00 | 0.00 | 0.00 | 0.00 | 0.00 | 0.00 | 0.00 | 0.00 | 0.00 | 0.00 | 12,000.00 | |
| 62 | GAA FY2021/SR2022-07-1498 | 26-Jul-2022 | Specific Budgets of National Government Agencies | 102101 | 0.00 | 247,900.00 | 0.00 | 0.00 | 247,900.00 | 0.00 | 0.00 | 0.00 | 0.00 | 0.00 | 0.00 | 0.00 | 0.00 | 0.00 | 0.00 | 247,900.00 | |
| 63 | GAA FY2021/SR2022-08-1795 | 05-Sep-2022 | Specific Budgets of National Government Agencies | 102101 | 0.00 | 602,500.00 | 0.00 | 0.00 | 602,500.00 | 0.00 | 0.00 | 0.00 | 0.00 | 0.00 | 0.00 | 0.00 | 0.00 | 0.00 | 0.00 | 602,500.00 | |
| 64 | GAA FY2021/SR2022-10-2202 | 18-Oct-2022 | Specific Budgets of National Government Agencies | 102101 | 0.00 | 20,000.00 | 0.00 | 0.00 | 20,000.00 | 0.00 | 0.00 | 0.00 | 0.00 | 0.00 | 0.00 | 0.00 | 0.00 | 0.00 | 0.00 | 20,000.00 | |
| 65 | GAA FY2021/SR2022-11-2372 | 02-Nov-2022 | Specific Budgets of National Government Agencies | 102101 | 0.00 | 20,000.00 | 0.00 | 0.00 | 20,000.00 | 0.00 | 0.00 | 0.00 | 0.00 | 0.00 | 0.00 | 0.00 | 0.00 | 0.00 | 0.00 | 20,000.00 | |
| | Sub-Total | | | | 0.00 | 296,958,999.00 | 0.00 | 0.00 | 296,958,999.00 | 0.00 | 0.00 | 0.00 | 0.00 | 0.00 | 0.00 | 0.00 | 0.00 | 0.00 | 0.00 | 296,958,999.00 | |
| | Total Allotments | | | | 0.00 | 300,661,344.85 | 0.00 | 6,900,000.00 | 307,161,344.85 | 0.00 | 0.00 | 0.00 | 0.00 | 0.00 | 0.00 | 0.00 | 0.00 | 0.00 | 0.00 | 300,661,344.85 | |
| | Summary by Funding Source Code: | | | | | | | | | | | | | | | | | | | | |
| | Specific Budgets of National Government Agencies | | 102101 | 0.00 | 295,696,141.66 | 0.00 | 6,500,000.00 | 302,196,141.66 | 0.00 | 0.00 | 0.00 | 0.00 | 0.00 | 0.00 | 0.00 | 0.00 | 0.00 | 0.00 | 0.00 | 295,696,141.66 | |
| | Barangay Officials Death Benefits | | 102256 | 0.00 | 3,724,000.00 | 0.00 | 0.00 | 3,724,000.00 | 0.00 | 0.00 | 0.00 | 0.00 | 0.00 | 0.00 | 0.00 | 0.00 | 0.00 | 0.00 | 0.00 | 3,724,000.00 | |
| | Contingent Fund | | 102402 | 0.00 | 1,241,203.19 | 0.00 | 0.00 | 1,241,203.19 | 0.00 | 0.00 | 0.00 | 0.00 | 0.00 | 0.00 | 0.00 | 0.00 | 0.00 | 0.00 | 0.00 | 1,241,203.19 | |

Certified Correct:

 MERCEDES C. LLANES
 Budget Officer
 Date:

Certified Correct:

 CHRISTINE JOY F. CASUGA
 Regional Accountant
 Date:

Recommending Approval:

 ENGR. ALICIA C. BANG-OA
 FAD Chief
 Date:

Approved By:

 AGNES A. DE LEON, CESO V
 OIC - Regional Director
 Date:

**List of Allotments and Sub-Allotments
As at the quarter ending December 31, 2022**

Department : Department of the Interior and Local Government (DILG)
 Agency/Entity : Office of the Secretary
 Operating Unit : Regional Office - I
 Organization Code (UACS) : 14 001 0300001
 Fund Cluster : 01 Regular Agency Fund

| | |
|---|-----------------------------|
| X | Current Year Appropriations |
| | Supplemental Appropriations |
| | Continuing Appropriations |

(e.g. UACS Fund Cluster: 01-Regular Agency Fund, 02-Foreign Assisted Projects Fund, 03-Special Account-Locally Funded/Domestic Grants Fund, and 04-Special Account-Foreign Assisted/Foreign Grants Fund)

| Allotments/Sub-Allotments Reference | | | Funding Source | Allotments/Sub-Allotments received from CO/ROs/OU | | | | | | Sub-Allotments to ROs/OU | | | | | Total Allotments/Net of Sub-allotments | | | | |
|---|---|------------|--|---|-----------------------|----------------------|-------------|---------------------|-----------------------|--------------------------|-------------|-------------|-------------|-------------|--|----------------------|-------------|---------------------|-----------------------|
| No. | Number | Date | Description | UACS Code | PS | MOOE | FinEx | CO | Sub-Total | PS | MOOE | FinEx | CO | TOTAL | PS | MOOE | FinEx | CO | TOTAL |
| 1 | 2 | 3 | 4 | 5 | 6 | 7 | 8 | 9 | 10=(6+7+8+9) | 11 | 12 | 13 | 14 | 15* | 16=(6+11) | 17=(7+12) | 18=(8+13) | 19=(9+14) | 20* |
| A. Allotments received from DBM | | | | | | | | | | | | | | | | | | | |
| 1 | COMPREHENSIVE RELEASE PER ANNEX A AND A-1 OF NBC NO. 587 / SR2022-01-0004 | 2022-01-11 | Specific Budgets of National Government Agencies | 101101 | 243,285,000.00 | 25,187,000.00 | 0.00 | 3,370,000.00 | 271,842,000.00 | 0.00 | 0.00 | 0.00 | 0.00 | 0.00 | 243,285,000.00 | 25,187,000.00 | 0.00 | 3,370,000.00 | 271,842,000.00 |
| 2 | COMPREHENSIVE RELEASE PER ANNEX A AND A-1 OF NBC NO. 587 / SR2022-01-0029 | 2022-01-11 | Retirement and Life Insurance Premiums | 104102 | 21,538,000.00 | 0.00 | 0.00 | 0.00 | 21,538,000.00 | 0.00 | 0.00 | 0.00 | 0.00 | 0.00 | 21,538,000.00 | 0.00 | 0.00 | 0.00 | 21,538,000.00 |
| | Sub-Total | | | | 264,824,000.00 | 25,187,000.00 | 0.00 | 3,370,000.00 | 293,481,000.00 | 0.00 | 0.00 | 0.00 | 0.00 | 0.00 | 294,824,000.00 | 25,187,000.00 | 0.00 | 3,370,000.00 | 293,481,000.00 |
| B. Sub-allotments received from Central Office/Regional Office | | | | | | | | | | | | | | | | | | | |
| 1 | COMPREHENSIVE RELEASE PER ANNEX A AND A-1 OF NBC NO. 587 / SR2022-01-0004 | 2022-01-11 | Specific Budgets of National Government Agencies | 101101 | 0.00 | 706,205.00 | 0.00 | 0.00 | 706,205.00 | 0.00 | 0.00 | 0.00 | 0.00 | 0.00 | 0.00 | 706,205.00 | 0.00 | 0.00 | 706,205.00 |
| 2 | COMPREHENSIVE RELEASE PER ANNEX A AND A-1 OF NBC NO. 587 / SR2022-01-0021 | 2022-01-11 | Specific Budgets of National Government Agencies | 101101 | 0.00 | 608,154.00 | 0.00 | 0.00 | 608,154.00 | 0.00 | 0.00 | 0.00 | 0.00 | 0.00 | 0.00 | 608,154.00 | 0.00 | 0.00 | 608,154.00 |
| 3 | COMPREHENSIVE RELEASE PER ANNEX A AND A-1 OF NBC NO. 587 / SR2022-01-0029 | 2022-01-11 | Specific Budgets of National Government Agencies | 101101 | 0.00 | 431,015.00 | 0.00 | 0.00 | 431,015.00 | 0.00 | 0.00 | 0.00 | 0.00 | 0.00 | 0.00 | 431,015.00 | 0.00 | 0.00 | 431,015.00 |
| 4 | ALLOTMENT FROM MAF (MOOE) / SR2022-01-0029 | 2022-03-18 | Specific Budgets of National Government Agencies | 101101 | 0.00 | 161,060.00 | 0.00 | 0.00 | 161,060.00 | 0.00 | 0.00 | 0.00 | 0.00 | 0.00 | 0.00 | 161,060.00 | 0.00 | 0.00 | 161,060.00 |
| 5 | COMPREHENSIVE RELEASE PER ANNEX A AND A-1 OF NBC NO. 587 / SR2022-01-0003 | 2022-01-11 | Specific Budgets of National Government Agencies | 101101 | 0.00 | 230,757.00 | 0.00 | 0.00 | 230,757.00 | 0.00 | 0.00 | 0.00 | 0.00 | 0.00 | 0.00 | 230,757.00 | 0.00 | 0.00 | 230,757.00 |
| 6 | COMPREHENSIVE RELEASE PER ANNEX A AND A-1 OF NBC NO. 587 / SR2022-01-0036 | 2022-01-11 | Specific Budgets of National Government Agencies | 101101 | 0.00 | 9,568,160.00 | 0.00 | 0.00 | 9,568,160.00 | 0.00 | 0.00 | 0.00 | 0.00 | 0.00 | 0.00 | 9,568,160.00 | 0.00 | 0.00 | 9,568,160.00 |
| 7 | COMPREHENSIVE RELEASE PER ANNEX A AND A-1 OF NBC NO. 587 / SR2022-02-0004 | 2022-01-11 | Specific Budgets of National Government Agencies | 101101 | 0.00 | 83,500.00 | 0.00 | 0.00 | 83,500.00 | 0.00 | 0.00 | 0.00 | 0.00 | 0.00 | 0.00 | 83,500.00 | 0.00 | 0.00 | 83,500.00 |
| 8 | COMPREHENSIVE RELEASE PER ANNEX A AND A-1 OF NBC NO. 587 / SR2022-02-0022 | 2022-01-11 | Specific Budgets of National Government Agencies | 101101 | 0.00 | 250,465.00 | 0.00 | 0.00 | 250,465.00 | 0.00 | 0.00 | 0.00 | 0.00 | 0.00 | 0.00 | 250,465.00 | 0.00 | 0.00 | 250,465.00 |
| 9 | COMPREHENSIVE RELEASE PER ANNEX A AND A-1 OF NBC NO. 587 / SR2022-02-0026 | 2022-01-11 | Specific Budgets of National Government Agencies | 101101 | 0.00 | 1,132,034.00 | 0.00 | 0.00 | 1,132,034.00 | 0.00 | 0.00 | 0.00 | 0.00 | 0.00 | 0.00 | 1,132,034.00 | 0.00 | 0.00 | 1,132,034.00 |
| 10 | ALLOTMENT FROM MAF (MOOE) / SR2022-02-0254 | 2022-03-18 | Specific Budgets of National Government Agencies | 101101 | 0.00 | 230,756.00 | 0.00 | 0.00 | 230,756.00 | 0.00 | 0.00 | 0.00 | 0.00 | 0.00 | 0.00 | 230,756.00 | 0.00 | 0.00 | 230,756.00 |
| 11 | COMPREHENSIVE RELEASE PER ANNEX A AND A-1 OF NBC NO. 587 / SR2022-02-0254 | 2022-01-11 | Specific Budgets of National Government Agencies | 101101 | 0.00 | 262,000.00 | 0.00 | 0.00 | 262,000.00 | 0.00 | 0.00 | 0.00 | 0.00 | 0.00 | 0.00 | 262,000.00 | 0.00 | 0.00 | 262,000.00 |
| 12 | COMPREHENSIVE RELEASE PER ANNEX A AND A-1 OF NBC NO. 587 / SR2022-02-0283 | 2022-01-11 | Specific Budgets of National Government Agencies | 101101 | 0.00 | 240,000.00 | 0.00 | 0.00 | 240,000.00 | 0.00 | 0.00 | 0.00 | 0.00 | 0.00 | 0.00 | 240,000.00 | 0.00 | 0.00 | 240,000.00 |
| 13 | COMPREHENSIVE RELEASE PER ANNEX A AND A-1 OF NBC NO. 587 / SR2022-02-0305 | 2022-01-11 | Specific Budgets of National Government Agencies | 101101 | 0.00 | 175,000.00 | 0.00 | 0.00 | 175,000.00 | 0.00 | 0.00 | 0.00 | 0.00 | 0.00 | 0.00 | 175,000.00 | 0.00 | 0.00 | 175,000.00 |
| 14 | ALLOTMENT FROM MAF (MOOE) / SR2022-02-0315 | 2022-03-18 | Specific Budgets of National Government Agencies | 101101 | 0.00 | 8,000.00 | 0.00 | 0.00 | 8,000.00 | 0.00 | 0.00 | 0.00 | 0.00 | 0.00 | 0.00 | 8,000.00 | 0.00 | 0.00 | 8,000.00 |
| 15 | COMPREHENSIVE RELEASE PER ANNEX A AND A-1 OF NBC NO. 587 / SR2022-02-0318 | 2022-01-11 | Specific Budgets of National Government Agencies | 101101 | 0.00 | 45,000.00 | 0.00 | 0.00 | 45,000.00 | 0.00 | 0.00 | 0.00 | 0.00 | 0.00 | 0.00 | 45,000.00 | 0.00 | 0.00 | 45,000.00 |
| 16 | COMPREHENSIVE RELEASE PER ANNEX A AND A-1 OF NBC NO. 587 / SR2022-02-0332 | 2022-01-11 | Specific Budgets of National Government Agencies | 101101 | 0.00 | 40,000.00 | 0.00 | 0.00 | 40,000.00 | 0.00 | 0.00 | 0.00 | 0.00 | 0.00 | 0.00 | 40,000.00 | 0.00 | 0.00 | 40,000.00 |
| 17 | COMPREHENSIVE RELEASE PER ANNEX A AND A-1 OF NBC NO. 587 / SR2022-02-0341 | 2022-01-11 | Specific Budgets of National Government Agencies | 101101 | 0.00 | 55,000.00 | 0.00 | 0.00 | 55,000.00 | 0.00 | 0.00 | 0.00 | 0.00 | 0.00 | 0.00 | 55,000.00 | 0.00 | 0.00 | 55,000.00 |
| 18 | COMPREHENSIVE RELEASE PER ANNEX A AND A-1 OF NBC NO. 587 / SR2022-02-0366 | 2022-01-11 | Specific Budgets of National Government Agencies | 101101 | 0.00 | 794,000.00 | 0.00 | 0.00 | 794,000.00 | 0.00 | 0.00 | 0.00 | 0.00 | 0.00 | 0.00 | 794,000.00 | 0.00 | 0.00 | 794,000.00 |
| 19 | ALLOTMENT FROM MAF (MOOE) / SR2022-02-0437 | 2022-03-18 | Specific Budgets of National Government Agencies | 101101 | 0.00 | 132,350.00 | 0.00 | 0.00 | 132,350.00 | 0.00 | 0.00 | 0.00 | 0.00 | 0.00 | 0.00 | 132,350.00 | 0.00 | 0.00 | 132,350.00 |
| 20 | COMPREHENSIVE RELEASE PER ANNEX A AND A-1 OF NBC NO. 587 / SR2022-02-0437 | 2022-01-11 | Specific Budgets of National Government Agencies | 101101 | 0.00 | 12,479,402.00 | 0.00 | 0.00 | 12,479,402.00 | 0.00 | 0.00 | 0.00 | 0.00 | 0.00 | 0.00 | 12,479,402.00 | 0.00 | 0.00 | 12,479,402.00 |
| 21 | COMPREHENSIVE RELEASE PER ANNEX A AND A-1 OF NBC NO. 587 / SR2022-02-0450 | 2022-01-11 | Specific Budgets of National Government Agencies | 101101 | 0.00 | 6,000.00 | 0.00 | 0.00 | 6,000.00 | 0.00 | 0.00 | 0.00 | 0.00 | 0.00 | 0.00 | 6,000.00 | 0.00 | 0.00 | 6,000.00 |
| 22 | COMPREHENSIVE RELEASE PER ANNEX A AND A-1 OF NBC NO. 587 / SR2022-02-0493 | 2022-01-11 | Specific Budgets of National Government Agencies | 101101 | 0.00 | 50,000.00 | 0.00 | 0.00 | 50,000.00 | 0.00 | 0.00 | 0.00 | 0.00 | 0.00 | 0.00 | 50,000.00 | 0.00 | 0.00 | 50,000.00 |
| 23 | ALLOTMENT FROM MAF (MOOE) / SR2022-03-0315 | 2022-03-18 | Specific Budgets of National Government Agencies | 101101 | 0.00 | 5,000.00 | 0.00 | 0.00 | 5,000.00 | 0.00 | 0.00 | 0.00 | 0.00 | 0.00 | 0.00 | 5,000.00 | 0.00 | 0.00 | 5,000.00 |
| 24 | COMPREHENSIVE RELEASE PER ANNEX A AND A-1 OF NBC NO. 587 / SR2022-02-0315 | 2022-01-11 | Specific Budgets of National Government Agencies | 101101 | 0.00 | 1,200.00 | 0.00 | 0.00 | 1,200.00 | 0.00 | 0.00 | 0.00 | 0.00 | 0.00 | 0.00 | 1,200.00 | 0.00 | 0.00 | 1,200.00 |
| 25 | ALLOTMENT FROM MAF (MOOE) / SR2022-03-0548 | 2022-03-18 | Specific Budgets of National Government Agencies | 101101 | 0.00 | 250,000.00 | 0.00 | 0.00 | 250,000.00 | 0.00 | 0.00 | 0.00 | 0.00 | 0.00 | 0.00 | 250,000.00 | 0.00 | 0.00 | 250,000.00 |
| 26 | COMPREHENSIVE RELEASE PER ANNEX A AND A-1 OF NBC NO. 587 / SR2022-03-0558 | 2022-01-11 | Specific Budgets of National Government Agencies | 101101 | 0.00 | 60,500.00 | 0.00 | 0.00 | 60,500.00 | 0.00 | 0.00 | 0.00 | 0.00 | 0.00 | 0.00 | 60,500.00 | 0.00 | 0.00 | 60,500.00 |
| 27 | COMPREHENSIVE RELEASE PER ANNEX A AND A-1 OF NBC NO. 587 / SR2022-04-0054 | 2022-01-11 | Specific Budgets of National Government Agencies | 101101 | 0.00 | 142,000.00 | 0.00 | 0.00 | 142,000.00 | 0.00 | 0.00 | 0.00 | 0.00 | 0.00 | 0.00 | 142,000.00 | 0.00 | 0.00 | 142,000.00 |
| 28 | COMPREHENSIVE RELEASE PER ANNEX A AND A-1 OF NBC NO. 587 / SR2022-04-0672 | 2022-01-11 | Specific Budgets of National Government Agencies | 101101 | 0.00 | 496,000.00 | 0.00 | 0.00 | 496,000.00 | 0.00 | 0.00 | 0.00 | 0.00 | 0.00 | 0.00 | 496,000.00 | 0.00 | 0.00 | 496,000.00 |
| 29 | ALLOTMENT FROM MAF (MOOE) / SR2022-04-0692 | 2022-03-18 | Specific Budgets of National Government Agencies | 101101 | 0.00 | 1,800.00 | 0.00 | 0.00 | 1,800.00 | 0.00 | 0.00 | 0.00 | 0.00 | 0.00 | 0.00 | 1,800.00 | 0.00 | 0.00 | 1,800.00 |
| 30 | COMPREHENSIVE RELEASE PER ANNEX A AND A-1 OF NBC NO. 587 / SR2022-04-0692 | 2022-01-11 | Specific Budgets of National Government Agencies | 101101 | 0.00 | 155,250.00 | 0.00 | 0.00 | 155,250.00 | 0.00 | 0.00 | 0.00 | 0.00 | 0.00 | 0.00 | 155,250.00 | 0.00 | 0.00 | 155,250.00 |
| 31 | ALLOTMENT FROM MAF (MOOE) / SR2022-04-0725 | 2022-03-18 | Specific Budgets of National Government Agencies | 101101 | 0.00 | 172,500.00 | 0.00 | 0.00 | 172,500.00 | 0.00 | 0.00 | 0.00 | 0.00 | 0.00 | 0.00 | 172,500.00 | 0.00 | 0.00 | 172,500.00 |
| 32 | COMPREHENSIVE RELEASE PER ANNEX A AND A-1 OF NBC NO. 587 / SR2022-04-0725 | 2022-01-11 | Specific Budgets of National Government Agencies | 101101 | 0.00 | 65,000.00 | 0.00 | 0.00 | 65,000.00 | 0.00 | 0.00 | 0.00 | 0.00 | 0.00 | 0.00 | 65,000.00 | 0.00 | 0.00 | 65,000.00 |
| 33 | COMPREHENSIVE RELEASE PER ANNEX A AND A-1 OF NBC NO. 587 / SR2022-04-0750 | 2022-01-11 | Specific Budgets of National Government Agencies | 101101 | 0.00 | 23,125.00 | 0.00 | 0.00 | 23,125.00 | 0.00 | 0.00 | 0.00 | 0.00 | 0.00 | 0.00 | 23,125.00 | 0.00 | 0.00 | 23,125.00 |
| 34 | ALLOTMENT FROM MAF (MOOE) / SR2022-04-0830 | 2022-03-18 | Specific Budgets of National Government Agencies | 101101 | 0.00 | 255,000.00 | 0.00 | 0.00 | 255,000.00 | 0.00 | 0.00 | 0.00 | 0.00 | 0.00 | 0.00 | 255,000.00 | 0.00 | 0.00 | 255,000.00 |
| 35 | BARO-RMB-D-22-0002994 / SR2022-04-0830 | 2022-03-07 | Specific Budgets of National Government Agencies | 101101 | 0.00 | 1,380,000.00 | 0.00 | 0.00 | 1,380,000.00 | 0.00 | 0.00 | 0.00 | 0.00 | 0.00 | 0.00 | 1,380,000.00 | 0.00 | 0.00 | 1,380,000.00 |
| 36 | COMPREHENSIVE RELEASE PER ANNEX A AND A-1 OF NBC NO. 587 / SR2022-05-0656 | 2022-01-11 | Specific Budgets of National Government Agencies | 101101 | 1,896,062.62 | 0.00 | 0.00 | 0.00 | 1,896,062.62 | 0.00 | 0.00 | 0.00 | 0.00 | 0.00 | 0.00 | 1,896,062.62 | 0.00 | 0.00 | 1,896,062.62 |
| 37 | ALLOTMENT FROM APSA / SR2022-05-1009 | 2022-06-20 | Specific Budgets of National Government Agencies | 101101 | 2,603,453.40 | 0.00 | 0.00 | 0.00 | 2,603,453.40 | 0.00 | 0.00 | 0.00 | 0.00 | 0.00 | 0.00 | 2,603,453.40 | 0.00 | 0.00 | 2,603,453.40 |
| 38 | COMPREHENSIVE RELEASE PER ANNEX A AND A-1 OF NBC NO. 587 / SR2022-06-1386 | 2022-01-11 | Specific Budgets of National Government Agencies | 101101 | 0.00 | 150,000.00 | 0.00 | 0.00 | 150,000.00 | 0.00 | 0.00 | 0.00 | 0.00 | 0.00 | 0.00 | 150,000.00 | 0.00 | 0.00 | 150,000.00 |
| 39 | COMPREHENSIVE RELEASE PER ANNEX A AND A-1 OF NBC NO. 587 / SR2022-06-1378 | 2022-01-11 | Specific Budgets of National Government Agencies | 101101 | 0.00 | 505,866.00 | 0.00 | 0.00 | 505,866.00 | 0.00 | 0.00 | 0.00 | 0.00 | 0.00 | 0.00 | 505,866.00 | 0.00 | 0.00 | 505,866.00 |
| 40 | COMPREHENSIVE RELEASE PER ANNEX A AND A-1 OF NBC NO. | | | | | | | | | | | | | | | | | | |


Department : Department of the Interior and Local Government (DILG)
 Agency/Entity : Office of the Secretary
 Operating Unit : Regional Office - I
 Organization Code (UACS) : 14 001 0300001
 Fund Cluster : 01 Regular Agency Fund

| | |
|---|-----------------------------|
| X | Current Year Appropriations |
| | Supplemental Appropriations |
| | Continuing Appropriations |

(e.g. UACS Fund Cluster: 01-Regular Agency Fund, 02-Foreign Assisted Projects Fund, 03-Special Account-Locally Funded/Domestic Grants Fund, and 04-Special Account-Foreign Assisted/Foreign Grants Fund)

| Allotments/Sub-Allotments Reference | | | Funding Source | | Allotments/Sub-Allotments received from CO/ROs/OU's | | | | | Sub-Allotments to ROs/OU's | | | | | Total Allotments/Net of Sub-allotments | | | | | |
|-------------------------------------|---|------------|--|----------------|---|---------------|---------------|----------------|--------------|----------------------------|------|-------|------|-------|--|---------------|---------------|--------------|----------------|---------------|
| No. | Number | Date | Description | UACS Code | PS | MOOE | FinEx | CO | Sub-Total | PS | MOOE | FinEx | CO | TOTAL | PS | MOOE | FinEx | CO | TOTAL | |
| 1 | 2 | 3 | 4 | 5 | 6 | 7 | 8 | 9 | 10=(6+7+8+9) | 11 | 12 | 13 | 14 | 15= | 16=(6+11) | 17=(7+12) | 18=(8+13) | 19=(9+14) | 20= | |
| 101 | ALLOTMENT FROM MAF (MOOE) / SR2022-12-2899 | 2022-03-18 | Specific Budgets of National Government Agencies | 101101 | 0.00 | 38,700.00 | 0.00 | 0.00 | 38,700.00 | 0.00 | 0.00 | 0.00 | 0.00 | 0.00 | 0.00 | 0.00 | 38,700.00 | 0.00 | 0.00 | 38,700.00 |
| 102 | ALLOTMENT FROM MAF (MOOE) / SR2022-12-2796 | 2022-03-18 | Specific Budgets of National Government Agencies | 101101 | 0.00 | 66,800.00 | 0.00 | 0.00 | 66,800.00 | 0.00 | 0.00 | 0.00 | 0.00 | 0.00 | 0.00 | 0.00 | 66,800.00 | 0.00 | 0.00 | 66,800.00 |
| 103 | ALLOTMENT FROM APSA / SR2022-12-2764 | 2022-06-20 | Pension and Gratuity Fund | 101407 | 4,869,900.00 | 0.00 | 0.00 | 0.00 | 4,869,900.00 | 0.00 | 0.00 | 0.00 | 0.00 | 0.00 | 0.00 | 0.00 | 4,869,900.00 | 0.00 | 0.00 | 4,869,900.00 |
| 104 | COMPENSATION/GRATUITY RELEASE PER ANNEX A AND B-1 OF NBC NO. 587 / SR2022-12-2787 | 2022-01-11 | Specific Budgets of National Government Agencies | 101101 | 0.00 | 2,200,000.00 | 0.00 | 0.00 | 2,200,000.00 | 0.00 | 0.00 | 0.00 | 0.00 | 0.00 | 0.00 | 0.00 | 2,200,000.00 | 0.00 | 0.00 | 2,200,000.00 |
| 105 | ALLOTMENT FROM MAF (MOOE) / SR2022-12-2812 | 2023-01-04 | Specific Budgets of National Government Agencies | 101101 | 0.00 | 5,000.00 | 0.00 | 0.00 | 5,000.00 | 0.00 | 0.00 | 0.00 | 0.00 | 0.00 | 0.00 | 0.00 | 5,000.00 | 0.00 | 0.00 | 5,000.00 |
| 106 | ALLOTMENT FROM MAF (MOOE) / SR2022-12-2813 | 2022-03-18 | Specific Budgets of National Government Agencies | 101101 | 0.00 | 10,000.00 | 0.00 | 0.00 | 10,000.00 | 0.00 | 0.00 | 0.00 | 0.00 | 0.00 | 0.00 | 0.00 | 10,000.00 | 0.00 | 0.00 | 10,000.00 |
| | Sub-Total | | | | | | | | | | | | | | | | | | | |
| | Total Allotments | | | | | 18,998,138.74 | 57,829,522.00 | 0.00 | 0.00 | 76,827,660.74 | 0.00 | 0.00 | 0.00 | 0.00 | 0.00 | 18,998,138.74 | 57,829,522.00 | 0.00 | 0.00 | 76,827,660.74 |
| | Summary by Funding Source Code: | | | | | | | | | | | | | | | | | | | |
| | Specific Budgets of National Government Agencies | | 101101 | 245,757,052.82 | 82,816,522.00 | 0.00 | 3,370,000.00 | 331,943,574.82 | 0.00 | 0.00 | 0.00 | 0.00 | 0.00 | 0.00 | 245,757,052.82 | 82,816,522.00 | 0.00 | 3,370,000.00 | 331,943,574.82 | |
| | Pension and Gratuity Fund | | 101407 | 8,735,733.87 | 0.00 | 0.00 | 0.00 | 8,735,733.87 | 0.00 | 0.00 | 0.00 | 0.00 | 0.00 | 0.00 | 8,735,733.87 | 0.00 | 0.00 | 0.00 | 8,735,733.87 | |
| | Retirement and Life Insurance Premiums | | 104102 | 21,839,000.00 | 0.00 | 0.00 | 0.00 | 21,839,000.00 | 0.00 | 0.00 | 0.00 | 0.00 | 0.00 | 0.00 | 21,839,000.00 | 0.00 | 0.00 | 0.00 | 21,839,000.00 | |
| | For payment of Personnel Benefits | | 105402 | 7,790,352.25 | 0.00 | 0.00 | 0.00 | 7,790,352.25 | 0.00 | 0.00 | 0.00 | 0.00 | 0.00 | 0.00 | 7,790,352.25 | 0.00 | 0.00 | 0.00 | 7,790,352.25 | |


Certified Correct:


 MERCEDES C. LLANES
 Budget Officer
 Date: _____

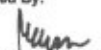
Certified Correct:


 CHRISTINE JOY F. CASUGA
 Regional Accountant
 Date: _____

Recommending Approval:


 ENGR. ALICIA C. BANG-OA
 FAD Chief
 Date: _____

Approved By:


 AGNES A. DE LEON, CESO V
 OIC - Regional Director
 Date: _____

AGING OF UNPAID OBLIGATIONS
As at December 31, 2022

Department: Department of the Interior and Local Government (DILG)
 Agency: Office of the Secretary
 Operating Unit: Regional Office - I
 Organization Code (UACS) : 14 001 0300001

| Name of Creditors | Obligation Request and Status | | | AGING OF UNPAID OBLIGATIONS | | | | | | | Remarks |
|---|-------------------------------|------------|---------------------|-----------------------------|---------------------|----------------|-----------------|---------------------|--------------------------------|-------------------|---------|
| | Number | Date | Amount | Amount | 90 days & below | 91 to 180 days | 181 to 270 days | 271 to 365/366 days | More than 1 year but less than | More than 2 years | |
| | | | | | | | | | | | |
| 1 | 2 | 3 | 4 | 5 | 6 | 7 | 8 | 9 | 10 | 11 | 12 |
| A. Due and Demandable Obligations(Accounts Payable)* | | | 6,474,161.13 | 6,474,161.13 | 6,471,961.13 | 0.00 | 2,200.00 | 0.00 | 0.00 | 0.00 | |
| A.1 Current Year's Appropriations | | | 6,474,161.13 | 6,474,161.13 | 6,471,961.13 | 0.00 | 2,200.00 | 0.00 | 0.00 | 0.00 | |
| Personnel Services | | | 5,340,000.00 | 5,340,000.00 | 5,340,000.00 | 0.00 | 0.00 | 0.00 | 0.00 | 0.00 | |
| DILG ROI VARIOUS EMPLOYEES | 01-01101101-2022-12-002772 | 2022-12-29 | 470,100.00 | 470,100.00 | 470,100.00 | 0.00 | 0.00 | 0.00 | 0.00 | 0.00 | |
| DILG ROI VARIOUS EMPLOYEES | 01-01101407-2022-12-002773 | 2022-12-29 | 4,869,900.00 | 4,869,900.00 | 4,869,900.00 | 0.00 | 0.00 | 0.00 | 0.00 | 0.00 | |
| Maintenance and Other Operating Expenses | | | 1,134,161.13 | 1,134,161.13 | 1,131,961.13 | 0.00 | 2,200.00 | 0.00 | 0.00 | 0.00 | |
| AGOO PRINTING PRESS | 02-01101101-2022-12-002756 | 2022-12-27 | 102,175.00 | 102,175.00 | 102,175.00 | 0.00 | 0.00 | 0.00 | 0.00 | 0.00 | |
| AGOO PRINTING PRESS | 02-01102101-2022-12-002789 | 2022-12-29 | 49,800.00 | 49,800.00 | 49,800.00 | 0.00 | 0.00 | 0.00 | 0.00 | 0.00 | |
| DILG ROI | 02-01102256-2022-12-002775 | 2022-12-29 | 72,000.00 | 72,000.00 | 72,000.00 | 0.00 | 0.00 | 0.00 | 0.00 | 0.00 | |
| DILG ROI | 02-01102256-2022-12-002778 | 2022-12-29 | 48,000.00 | 48,000.00 | 48,000.00 | 0.00 | 0.00 | 0.00 | 0.00 | 0.00 | |
| DILG ROI | 02-01102256-2022-12-002791 | 2022-12-29 | 46,000.00 | 46,000.00 | 46,000.00 | 0.00 | 0.00 | 0.00 | 0.00 | 0.00 | |
| DILG ROI VARIOUS EMPLOYEES | 02-01101101-2022-12-002774 | 2022-12-29 | 111,000.00 | 111,000.00 | 111,000.00 | 0.00 | 0.00 | 0.00 | 0.00 | 0.00 | |
| DILG ROI VARIOUS EMPLOYEES | 02-01101101-2022-12-002784 | 2022-12-29 | 1,500.00 | 1,500.00 | 1,500.00 | 0.00 | 0.00 | 0.00 | 0.00 | 0.00 | |
| DILG ROI VARIOUS EMPLOYEES (COS) | 02-01101101-2022-12-002779 | 2022-12-29 | 35,000.00 | 35,000.00 | 35,000.00 | 0.00 | 0.00 | 0.00 | 0.00 | 0.00 | |
| DILG ROI VARIOUS EMPLOYEES (COS) | 02-01101101-2022-12-002782 | 2022-12-29 | 15,000.00 | 15,000.00 | 15,000.00 | 0.00 | 0.00 | 0.00 | 0.00 | 0.00 | |
| DILG ROI VARIOUS EMPLOYEES (COS) | 02-01101101-2022-12-002786 | 2022-12-29 | 235,000.00 | 235,000.00 | 235,000.00 | 0.00 | 0.00 | 0.00 | 0.00 | 0.00 | |
| DILG ROI VARIOUS EMPLOYEES (COS) | 02-01101101-2022-12-002790 | 2022-12-29 | 15,000.00 | 15,000.00 | 15,000.00 | 0.00 | 0.00 | 0.00 | 0.00 | 0.00 | |
| EDITHA C. SORIANO | 02-01102101-2022-07-001114 | 2022-07-01 | 2,200.00 | 2,200.00 | 0.00 | 0.00 | 2,200.00 | 0.00 | 0.00 | 0.00 | |
| ELWIN'S GENERAL MERCHANDISING & NEEDLE CRAFTS | 02-01102101-2022-12-002788 | 2022-12-29 | 49,600.00 | 49,600.00 | 49,600.00 | 0.00 | 0.00 | 0.00 | 0.00 | 0.00 | |
| GABRIELLE CHRISTINE JARAMILLO | 02-01101101-2022-12-002780 | 2022-12-29 | 5,000.00 | 5,000.00 | 5,000.00 | 0.00 | 0.00 | 0.00 | 0.00 | 0.00 | |
| KATRINA A. FLORENTIN | 02-01101101-2022-12-002785 | 2022-12-29 | 5,000.00 | 5,000.00 | 5,000.00 | 0.00 | 0.00 | 0.00 | 0.00 | 0.00 | |
| MCKLEENE PREMIUM PRODUCTS | 02-01101101-2022-12-002758 | 2022-12-29 | 53,175.45 | 53,175.45 | 53,175.45 | 0.00 | 0.00 | 0.00 | 0.00 | 0.00 | |
| MERYL U. MARZAN | 02-01101101-2022-12-002783 | 2022-12-29 | 5,000.00 | 5,000.00 | 5,000.00 | 0.00 | 0.00 | 0.00 | 0.00 | 0.00 | |
| MSN CONSUMER GOODS TRADING | 02-01101101-2022-12-002765 | 2022-12-28 | 42,500.00 | 42,500.00 | 42,500.00 | 0.00 | 0.00 | 0.00 | 0.00 | 0.00 | |
| NOAH'S DIGITAL PRINTING SERVICES | 02-01102101-2022-12-002755 | 2022-12-27 | 48,925.00 | 48,925.00 | 48,925.00 | 0.00 | 0.00 | 0.00 | 0.00 | 0.00 | |

Department: Department of the Interior and Local Government (DILG)
 Agency: Office of the Secretary
 Operating Unit: Regional Office - I
 Organization Code (UACS) : 14 001 0300001

| Name of Creditors | Obligation Request and Status | | | AGING OF UNPAID OBLIGATIONS | | | | | | | Remarks | |
|---|-------------------------------|------------|---------------|-----------------------------|-----------------|----------------|-----------------|---------------------|--------------------------------|-------------------|---------|-------------------|
| | Number | Date | Amount | Amount | 90 days & below | 91 to 180 days | 181 to 270 days | 271 to 365/366 days | More than 1 year but less than | More than 2 years | | |
| | | | | | | | | | | | | 5=(6+7+8+9+10+11) |
| PLDT, INC. | 02-01101101-2022-12-002776 | 2022-12-29 | 7,102.95 | 7,102.95 | 7,102.95 | 0.00 | 0.00 | 0.00 | 0.00 | 0.00 | 0.00 | |
| PLDT, INC. | 02-01101101-2022-12-002777 | 2022-12-29 | 18,012.73 | 18,012.73 | 18,012.73 | 0.00 | 0.00 | 0.00 | 0.00 | 0.00 | 0.00 | |
| ZHUJAR MANUFACTURING | 02-01101101-2022-12-002787 | 2022-12-29 | 162,170.00 | 162,170.00 | 162,170.00 | 0.00 | 0.00 | 0.00 | 0.00 | 0.00 | 0.00 | |
| ZOSIMO F. BARUELO, JR. | 02-01101101-2022-12-002781 | 2022-12-29 | 5,000.00 | 5,000.00 | 5,000.00 | 0.00 | 0.00 | 0.00 | 0.00 | 0.00 | 0.00 | |
| Sub-total | | | 6,474,161.13 | 6,474,161.13 | 6,471,961.13 | 0.00 | 2,200.00 | 0.00 | 0.00 | 0.00 | 0.00 | |
| Total | | | 6,474,161.13 | 6,474,161.13 | 6,471,961.13 | 0.00 | 2,200.00 | 0.00 | 0.00 | 0.00 | 0.00 | |
| B. Not Yet Due and Demandable Obligations* | | | 4,586,769.01 | 4,586,769.01 | 4,586,769.01 | 0.00 | 0.00 | 0.00 | 0.00 | 0.00 | 0.00 | |
| B.1 Current Year's Appropriations | | | 4,586,769.01 | 4,586,769.01 | 4,586,769.01 | 0.00 | 0.00 | 0.00 | 0.00 | 0.00 | 0.00 | |
| Capital Outlays | | | 4,586,769.01 | 4,586,769.01 | 4,586,769.01 | 0.00 | 0.00 | 0.00 | 0.00 | 0.00 | 0.00 | |
| RCD GENERAL CONTRACTOR AND CONSTRUCTION SUPPLY | 06-01102101-2022-12-002319 | 2022-12-27 | 4,035,339.44 | 4,035,339.44 | 4,035,339.44 | 0.00 | 0.00 | 0.00 | 0.00 | 0.00 | 0.00 | |
| RCD GENERAL CONTRACTOR AND CONSTRUCTION SUPPLY | 06-01102101-2022-12-002792 | 2022-12-29 | 551,429.57 | 551,429.57 | 551,429.57 | 0.00 | 0.00 | 0.00 | 0.00 | 0.00 | 0.00 | |
| Sub-total | | | 4,586,769.01 | 4,586,769.01 | 4,586,769.01 | 0.00 | 0.00 | 0.00 | 0.00 | 0.00 | 0.00 | |
| Total | | | 4,586,769.01 | 4,586,769.01 | 4,586,769.01 | 0.00 | 0.00 | 0.00 | 0.00 | 0.00 | 0.00 | |
| GRAND TOTAL | | | 11,060,930.14 | 11,060,930.14 | 11,058,730.14 | 0.00 | 2,200.00 | 0.00 | 0.00 | 0.00 | 0.00 | |
| Total Current Year Appropriations | | | 11,060,930.14 | 11,060,930.14 | 11,058,730.14 | 0.00 | 2,200.00 | 0.00 | 0.00 | 0.00 | 0.00 | |
| Total Prior Years' Appropriations | | | 0.00 | 0.00 | 0.00 | 0.00 | 0.00 | 0.00 | 0.00 | 0.00 | 0.00 | |

Certified Correct:


 MERCEDES C. LLANES

Budget Officer

Date: 01/19/23 10:38 AM

Certified Correct:


 CHRISTINE JOY F. CASUGA

Regional Accountant

Date: 01/19/23 10:38 AM

Recommending Approval:


 ENGR. ALICIA C. BANG-OA

FAD Chief

Date: 01/19/23 10:46 AM

Approved By:


 AGNES A. DE LEON, CESO V

OIC - Regional Director

Date: 01/25/23 02:06 PM