

# Department of the Interior and Local Government



**LG Sector**



# LOCAL GOVERNMENT SECTOR

## Bureaus

**Bureau of Local  
Government Development**

**Bureau of Local  
Government Supervision**

**National Barangay  
Operations Office**

**Office of Project  
Development Services**

**Office of Public Affairs**

**Local Government Academy**

## Services

**Administrative Service**

**Electronic Data  
Processing Service**

**Financial Management Service**

**Internal Audit Service**

**Legal Service**

**Planning Service**

**Organizational  
Performance  
Indicator  
Framework**

**SOCIETAL GOAL**

SUSTAINABLE DEVELOPMENT TOWARDS POVERTY  
REDUCTION FOR A DESIRABLE LEVEL OF QUALITY OF LIFE

**SECTORAL GOAL**

PEACEFUL, SAFE, SELF-RELIANT AND  
DEVELOPMENT DOMINATED COMMUNITIES

**ORGANIZATIONAL OUTCOMES**

IMPROVED PERFORMANCE OF LOCAL  
GOVERNMENTS IN GOVERNANCE,  
ADMINISTRATION, SOCIAL SERVICES,  
ECONOMIC DEVELOPMENT AND  
ENVIRONMENTAL MANAGEMENT

SUSTAINED PEACE AND  
ORDER CONDITION  
AND ENSURED PUBLIC SAFETY

**MAJOR FINAL OUTPUTS**

Local  
Government  
Capacity  
Development  
Services

Local  
Government  
Administrative  
Guidance  
Services

Local  
Governance  
Policy  
Development  
Services

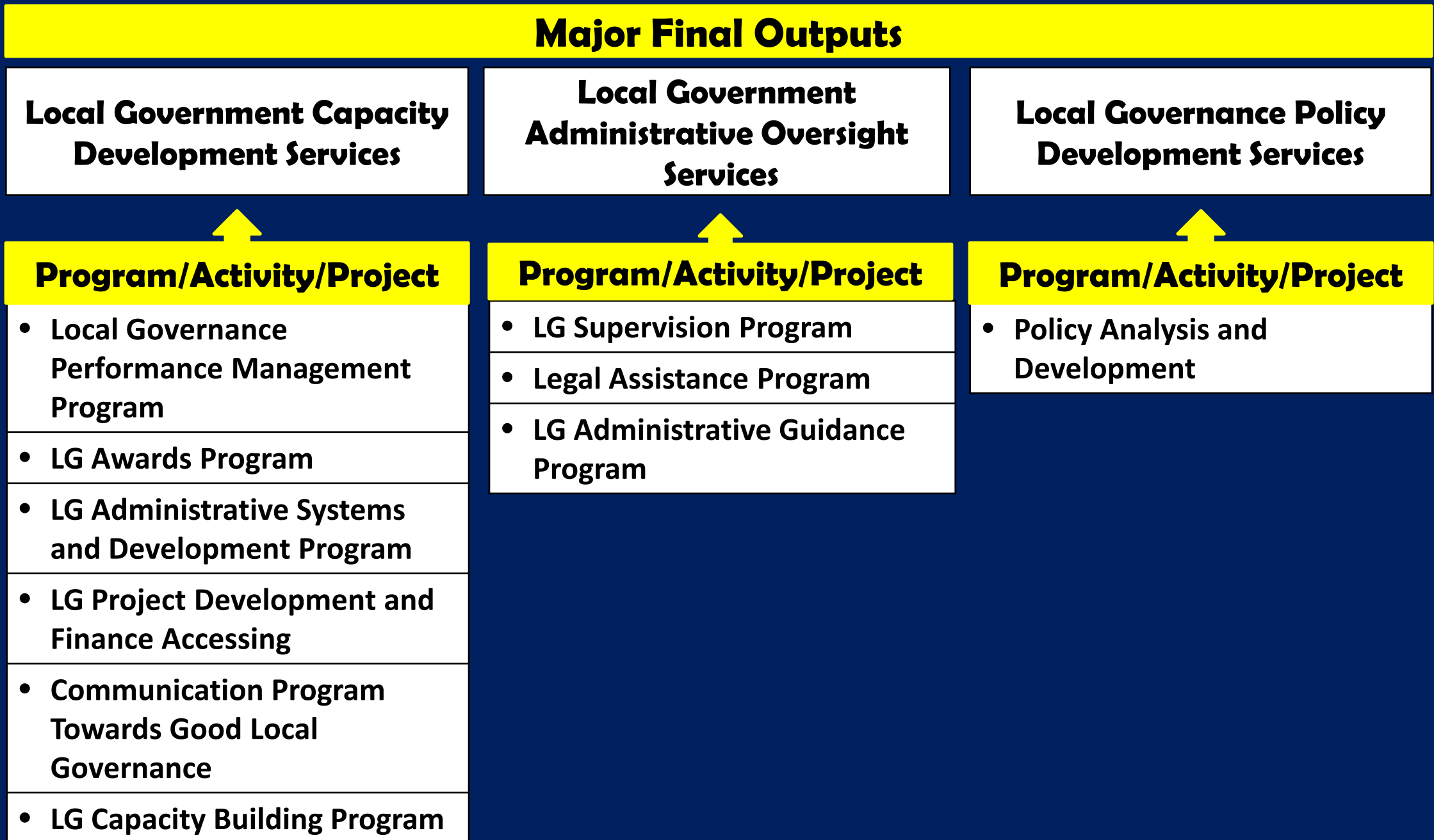
**MAJOR FINAL OUTPUTS**

Crime  
Prevention and  
Suppression  
Services

Safekeeping  
and  
Development  
of District, City  
and Municipal  
Jail Inmates  
Services

Fire Prevention,  
Suppression,  
Investigation  
and Emergency  
Medical Rescue  
Services

# MFOs and PAPs



## PDP KEY RESULT AREAS

## DILG OUTCOME AREAS

## CABINET CLUSTERS

Transparency, Accountability and Open Governance

Poverty Reduction and Empowerment of the Poor and the Vulnerable

Ensure Rapid Inclusive and Sustained Economic Growth

Just and Lasting Peace and the Rule of Law

Integrity of the Environment and Climate Change Adaptation and Mitigation

Empowered and Accountable LGUs

Competitive and Business-Friendly LGUs

Disaster Resilient LGUs

Conflict-Free and Safe Communities

Good Governance and Anti-Corruption Cluster

Human Development and Poverty Reduction Cluster

Economic Development Cluster

Security, Justice and Peace Cluster

Climate Change Adaptation and Mitigation Cluster

Strengthened Internal Governance Capacity



## PDP KEY RESULT AREAS

## DILG OUTCOME AREAS

## CABINET CLUSTERS

Transparency, Accountability and Open Governance

Poverty Reduction and Empowerment of the Poor and the Vulnerable

Ensure Rapid Inclusive and Sustained Economic Growth

Just and Lasting Peace and the Rule of Law

Integrity of the Environment and Climate Change Adaptation and Mitigation

Empowered and Accountable LGUs

Competitive and Business-Friendly LGUs

Disaster Resilient LGUs

Conflict-Free and Safe Communities

Good Governance and Anti-Corruption Cluster

Human Development and Poverty Reduction Cluster

Economic Development Cluster

Security, Justice and Peace Cluster

Climate Change Adaptation and Mitigation Cluster

Strengthened Internal Governance Capacity





# DILG PRIORITY PROGRAMS / PROJECTS

## Outcome Area 1: **EMPOWERED AND ACCOUNTABLE LGUs**

The product of DILG's efforts in upholding transparency and performance accountability in local governments, and putting premium on high performance and responsiveness in service delivery.

Outcome Manager:  
Asec ROLANDO M.  
ACOSTA





# KEY PROGRAMS / PROJECTS & DELIVERABLES

PROGRAM / PROJECT	TARGETS FOR FY 2012	STATUS OF IMPLEMENTATION (AS OF 31 AUGUST 2012)	TARGET DELIVERABLES BY END OF FY 2012
<b>EMPOWERED AND ACCOUNTABLE LGUs</b>			
<p><b>Full Disclosure Policy (FDP)*.</b></p> <p>The Policy requires disclosure to the public in various modalities of financial and other pertinent documents.</p> <p><i>* Commitment under GGAC</i></p>	<ul style="list-style-type: none"> <li>• Compliance of all 1,713 PCMs (including ARMM)</li> <li>• Issuance of Show Cause Orders to non-complying/non-reporting LGUs (if any)</li> <li>• Development of FDP Portal</li> </ul>	<ul style="list-style-type: none"> <li>• 99% or 1,697 LGUs complying</li> <li>• Show Cause Orders issued to 14 of the 16 non-complying/non-reporting LGUs</li> <li>• Developed FDP Portal</li> <li>• FDP compliance now included in COA audit reports</li> </ul>	<ul style="list-style-type: none"> <li>• All 1,641 PCMs (including 51 in ARMM) complying</li> <li>• Non-complying/non-reporting LGUs (if any) issued Show Cause Orders</li> <li>• Launching of FDP Portal</li> </ul> <div style="border: 1px solid black; padding: 5px; text-align: center;"><b>OPR: BLGS, ROs</b></div>
<p><b>Seal of Good Housekeeping (SGH)*.</b></p> <p>Recognizes good LGU performance in internal housekeeping and in valuing the fundamentals of good governance.</p> <p><i>* Commitment under GGAC</i></p>	<ul style="list-style-type: none"> <li>• Scale-up the SGH criteria</li> <li>• Development of SGH for ARMM</li> <li>• Assessment on SGH of all PCMs nationwide (including ARMM)</li> <li>• Seal conferment to qualified LGUs</li> </ul>	<ul style="list-style-type: none"> <li>• Scaled-up criteria for SGH (to include the PhilGEPS and ARTA/RCS)</li> <li>• On-going assessment and validation of SGH of 1,590 PCMs</li> </ul> <p>Note: For 2011, 77% or 1,327 PCMs conferred with the Seal (2011)</p>	<ul style="list-style-type: none"> <li>• All 1,590 PCMs assessed on SGH</li> </ul> <p>(Note: Conferment of CY 2012 is on CY 2013)</p> <div style="border: 1px solid black; padding: 5px; text-align: center;"><b>OPR: BLGS, ROs</b></div>





# KEY PROGRAMS / PROJECTS & DELIVERABLES

PROGRAM / PROJECT	TARGETS FOR FY 2012	STATUS OF IMPLEMENTATION (AS OF 31 AUGUST 2012)	TARGET DELIVERABLES BY END OF FY 2012
<p><b>Seal of Good Housekeeping for the ARMM (SGH-ARMM).</b> A key initiative of the Governance Reforms Roadmap in the Autonomous Region Muslim Mindanao.</p> <p>The SGH-ARMM is an initial step in the direction of meaningful reforms, and thereby helps build the foundation of governance that values the principles of performance, accountability, transparency, and inclusivity.</p> <p><i>*An Integral Component of the Governance Reforms Initiatives of the Transition Investment Support Plan for the ARMM</i></p>	<ul style="list-style-type: none"> <li>• Assessment of SGH-ARMM to Pre-qualified 51 ARMM Municipalities</li> <li>• Conferment of the Seal to LGU-passers</li> </ul>	<ul style="list-style-type: none"> <li>• Organized Composite Teams of Validators and Assessors.</li> <li>• Capacitated members of the Composite Teams of Validators and Assessors through Seminar-Workshop and Simulation</li> <li>• On-going data collection and validation on the 51 Municipalities</li> </ul>	<ul style="list-style-type: none"> <li>• 51 ARMM LGUs assessed on SGH-ARMM</li> <li>• Qualified Municipalities conferred with the Seal</li> </ul> <div data-bbox="2038 1302 2472 1442" style="border: 1px solid black; padding: 5px; text-align: center;"> <p><b>OPR: BLGS, and DILG-ARMM</b></p> </div>



# KEY PROGRAMS / PROJECTS & DELIVERABLES

PROGRAM / PROJECT	TARGETS FOR FY 2012	STATUS OF IMPLEMENTATION (AS OF 31 AUGUST 2012)	TARGET DELIVERABLES BY END OF FY 2012
<p><b>Performance Challenge Fund (PCF)*.</b></p> <p>An incentive fund to LGUs that passed the SGH that can be used to pursue anti-poverty and local development projects.</p> <p><i>* Commitment under GGAC</i></p>	<ul style="list-style-type: none"> <li>• Completion of all 622 PCF-supported projects (FY 2011) within FY 2012</li> <li>• Provision of PCF subsidy to 515 LGUs (SGH recipients in 2011)</li> </ul>	<ul style="list-style-type: none"> <li>• 44% or 272 PCF-supported projects completed</li> <li>• 429 of 515 LGUs granted with PCF subsidy amounting to Php581 Million</li> </ul>	<ul style="list-style-type: none"> <li>• Completion of all 350 on-going PCF-supported projects in 2011, including Gawad Pamana ng Lahi (GPL) awardees (2011)</li> <li>• Commencement of all PCF-supported projects of 429 LGUs in 2012</li> <li>• 2012 Awarding of GPL incentives (45 regional awardees and 3 national awardees)</li> <li>• 39 LGUs to receive PCF subsidy by October 2012 amounting to P47M (1 province, 1 city and 37 municipalities)</li> </ul>
<p><b>Total Budget FY 2012: P753.7M</b> <b>Available Balance as of August 2012: P160.36M</b></p>		<p><b>OPR: BLGD, ROs</b></p>	



# KEY PROGRAMS / PROJECTS & DELIVERABLES

PROGRAM / PROJECT	TARGETS FOR FY 2012	STATUS OF IMPLEMENTATION (AS OF 31 AUGUST 2012)	TARGET DELIVERABLES BY END OF FY 2012
<p><b>Compliance to Anti-Red Tape Act (ARTA)*.</b></p> <p>LGUs are monitored of their compliance to the said Law in an effort to curb corruption and enhance LGU public service delivery.</p> <p><i>* Commitment under GGAC</i></p>	<ul style="list-style-type: none"> <li>• Compliance of all 1,713 PCMs nationwide (including ARMM)</li> <li>• Administration of the Report Card Survey (RCS) to all PCMs nationwide, results validated and released by end of November</li> </ul>	<ul style="list-style-type: none"> <li>• 93% or 1,590 LGUs nationwide have Citizen's Charter</li> <li>• RCS nationwide implementation on-going</li> <li>• 722 LGUs administered the ARTA-RCS with 317 LGUs attaining Excellent, 309 LGUs Good, 60 LGUs Acceptable, and 36 LGUs with Failed rating, respectively</li> </ul>	<ul style="list-style-type: none"> <li>• Compliance of the remaining 123 LGUs without Citizen's Charter</li> <li>• Administration of the RCS to all PCMs completed, results validated and released by end of December</li> </ul> <div style="border: 1px solid black; padding: 5px; text-align: center; margin-top: 20px;"> <b>OPR: BLGS, ROs</b> </div>



# KEY PROGRAMS / PROJECTS & DELIVERABLES

PROGRAM / PROJECT	TARGETS FOR FY 2012	STATUS OF IMPLEMENTATION (AS OF 31 AUGUST 2012)	TARGET DELIVERABLES BY END OF FY 2012
<p><b>Local Governance Performance Management System (LGPMS).</b> An outcome-assessment and web-based development management tool that helps determine LGU performance in various areas of governance.</p>	<ul style="list-style-type: none"> <li>Posting of State of Local Governance Reports (SLGRs) by all the 1,590 PCMs (excluding ARMM) by end of April 2012</li> <li>Enhancement of LGPMS indicators and process</li> </ul>	<ul style="list-style-type: none"> <li>National Report on the LGU State of Local Governance completed showing the following overall performance index (OPIs) of LGUs:               <ul style="list-style-type: none"> <li>- HIGH – 335 LGUs</li> <li>- FAIR – 382 LGUs</li> <li>- LOW - 873 LGUs</li> </ul> </li> <li>Available on-line SLGPRs for all 1,590 PCMs (excluding ARMM)</li> </ul>	<ul style="list-style-type: none"> <li>All 1,590 PCMs communicate to their constituents their state of local governance performance for FY 2011</li> <li>Enhancement of LGPMS indicators and process</li> </ul> <p style="text-align: center;"><b>OPR: BLGS, ROs</b></p>
<p><b>Gawad Pamana ng Lahi (GPL).</b> A total award concept conferred to provinces, cities and municipalities for their exemplary performance in Administrative, Social, Economic and Environmental Governance.</p>	<ul style="list-style-type: none"> <li>Monitoring of project completion of 47 on-going GPL projects in FY 2011</li> <li>Conferment of the Award to deserving LGUs</li> </ul>	<ul style="list-style-type: none"> <li>11 of GPL projects reported complete</li> <li>GPL validation on-going</li> </ul>	<ul style="list-style-type: none"> <li>Completion of all 36 on-going GPL projects in FY 2011</li> <li>Table Assessment of Regional Gawad winners</li> <li>Awards conferred to all Regional and National winners (October 26)</li> </ul> <p style="text-align: center;"><b>OPR: BLGS, ROs</b></p>



# KEY PROGRAMS / PROJECTS & DELIVERABLES

PROGRAM / PROJECT	TARGETS FOR FY 2012	STATUS OF IMPLEMENTATION (AS OF 31 AUGUST 2012)	TARGET DELIVERABLES BY END OF FY 2012
<p><b>CSO / People's Participation Partnership Program*.</b> Program paves the way for stronger and more vibrant LGU-CSO/PO engagement in local governance and administration.</p> <ul style="list-style-type: none"> <li><b>Local Development Watch.</b> A performance evaluation and feedback mechanism that helps assess LGU performance through the Citizens' Satisfaction Index System (CSIS).</li> <li><i>Commitment under GGAC</i></li> </ul>	<ul style="list-style-type: none"> <li>Increase in the number of LGUs that forged partnerships with CSOs</li> <li>Development and administration of the CSIS</li> <li>Provision of capacity building to CSOs</li> </ul> <div data-bbox="623 1339 1674 1474" style="border: 1px solid black; padding: 5px;"> <p><b>Total Budget FY 2012: P10M</b> <b>Available Balance as of August 2012: P8.5M</b></p> </div>	<ul style="list-style-type: none"> <li>533 LGUs with CSO partners assisting in local governance</li> <li>Developed the Citizens' Satisfaction Index System (CSIS) tool</li> <li>Formulated the Civil Society Participation Fund Operating Policies and Guidelines</li> <li>Engaged the participation of CSOs in the Department's bottom-up planning and budgeting process</li> </ul>	<ul style="list-style-type: none"> <li>Conduct and completion of CSIS Field-testing in 7 LGUs</li> <li>Citizen's Perception Report out by end of November</li> <li>3 cluster workshops/trainings for region-based CSOs to aid in monitoring LGU compliance to FDP and CSIS administration (from the Academe with 70 to 100 schools and universities CSOs)</li> </ul> <div data-bbox="2043 1399 2469 1479" style="border: 1px solid black; padding: 5px;"> <p><b>OPR: BLGS, ROs</b></p> </div>



# KEY PROGRAMS / PROJECTS & DELIVERABLES

PROGRAM / PROJECT	TARGETS FOR FY 2012	STATUS OF IMPLEMENTATION (AS OF 31 AUGUST 2012)	TARGET DELIVERABLES BY END OF FY 2012
<ul style="list-style-type: none"> <li><b>Vigilance to Volunteerism: Program Intensifying People's Engagement in Local Governance (V2V PIPELOG)*.</b> Promotes a culture of volunteerism among the people through CSOs/POs and community involvement in local governance and development.</li> </ul> <p><i>* Commitment under GGAC</i></p>	<ul style="list-style-type: none"> <li>Strengthen the capacities of provinces, cities and municipalities in engaging Civil Society Organizations (CSOs)</li> </ul>	<ul style="list-style-type: none"> <li>Trained 151 LGUs in Regions V and CARAGA on strengthening of Local Special Bodies</li> <li>Modules for CSO training for effective participation in local governance completed</li> </ul>	<ul style="list-style-type: none"> <li>Capacitation for 30 CSOs sitting in Local Special Bodies</li> <li>Ensure continuing increase in the number of LGUs with CSO partnerships</li> </ul> <div style="border: 1px solid black; padding: 5px; text-align: center; margin-top: 20px;"> <b>OPR: LGA, ROs</b> </div>



# KEY PROGRAMS / PROJECTS & DELIVERABLES

PROGRAM / PROJECT	TARGETS FOR FY 2012	STATUS OF IMPLEMENTATION (AS OF 31 AUGUST 2012)	TARGET DELIVERABLES BY END OF FY 2012
<p><b>Transition and Investment Support Plan for ARMM.</b></p> <p>The Plan partially operationalizes key action and reforms points embodied in the ARMM Roadmap to Good Governance.</p> <p>Integral to the Plan is the Governance Reforms Component</p>	<ul style="list-style-type: none"> <li>• Conduct of the SGH-ARMM (Pls. refer to the slide, Seal of Good Housekeeping for the ARMM, for details)</li> <li>• Conduct of the Integrity Development Initiative, in partnership with the OMB</li> <li>• Reforming and Strengthening Governance Capacities, in partnership with LGA</li> <li>• Voters' Education in the ARMM, in partnership with COMELEC and PPCRV</li> </ul>	<ul style="list-style-type: none"> <li>• Consultancy for the implementation is on bidding process</li> <li>• Drafted Memorandum of Agreement</li> <li>• Drafted Memorandum of Agreement</li> </ul>	<ul style="list-style-type: none"> <li>• Integrity Development Index Assessment; and Corruption Vulnerability Assessment, to the ARMM-ORG, Selected Regional Line Agencies, and Selected Provincial Governments</li> <li>• Human resource management and development systems, and developed capacities of Director-level and up</li> <li>• Re-education to the voters in the ARMM, emphasizing on the sanctity of ballot</li> </ul> <div style="border: 1px solid black; padding: 5px; margin-top: 10px;"> <p><b>OPR: BLGS, as overall oversight to partners</b></p> </div>



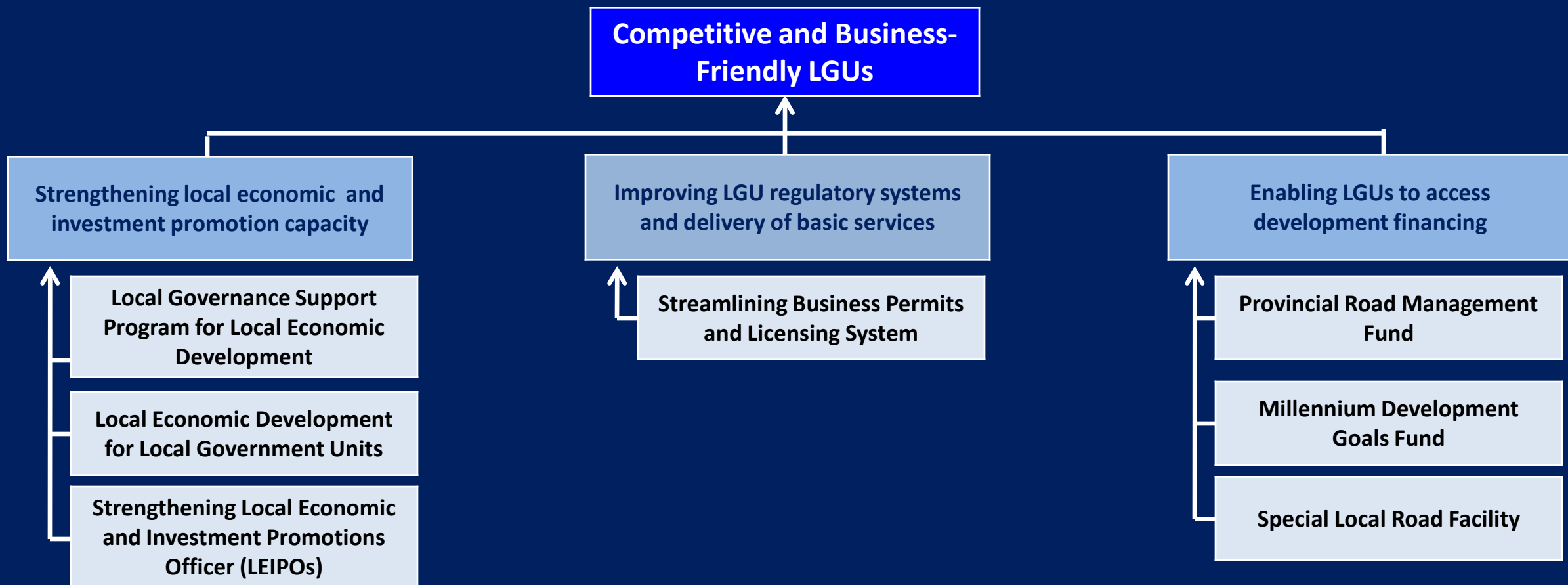
# DILG PRIORITY PROGRAMS / PROJECTS

## Outcome Area 2:

### **COMPETITIVE AND BUSINESS-FRIENDLY LGUs**

The ability of LGUs to spur economic growth by encouraging local investments and carrying out activities that promote local trade and generate employment

**Outcome Manager:**  
**Dir. Manuel Q. Gotis,**  
**BLGD**







# KEY PROGRAMS / PROJECTS & DELIVERABLES

PROGRAM / PROJECT	TARGETS FOR FY 2012	STATUS OF IMPLEMENTATION (AS OF 31 AUGUST 2012)	TARGET DELIVERABLES BY END OF FY 2012
<b>COMPETITIVE AND BUSINESS-FRIENDLY LGUs</b>			
<p><b>Streamlining of Business Permits and Licensing System (BPLS)*.</b></p> <p>Aims to streamline the BPLS in as many LGUs as possible to attract investors for increased local revenues.</p> <p>Standards on BPLS Streamlining:</p> <ul style="list-style-type: none"> <li>- Adoption of the BPLS Unified Form</li> <li>- Reduction in the number of signatories (maximum of 5)</li> <li>- Limit in the number of steps in applying/processing business permits and licenses (maximum of 5)</li> <li>- Reduction in processing time (new applications: maximum of 10 days; renewal: maximum of 5 days)</li> </ul>	<ul style="list-style-type: none"> <li>• Ensure completion of BPLS reforms of 480 National Competitiveness Council (NCC) target LGUs</li> <li>• Identification of 87 tourism LGUs <i>(based on a Presidential directive)</i></li> </ul>	<ul style="list-style-type: none"> <li>• 421 of 480 NCC-target LGUs completed their BPLS streamlining, remaining 59 on-going reforms</li> <li>• 486 non-target LGUs have also streamlined their BPLS</li> <li>• Regulatory Simplification Project on-going in 3 cities (Tuguegarao, Pasig and Puerto Princesa)</li> </ul>	<ul style="list-style-type: none"> <li>• Completion of remaining 59 on-going NCC-target LGUs and of the 87 tourism LGUs</li> </ul>
<p>* Commitment under GGAC</p>			<p><b>OPR: LGA, ROs</b></p>



# KEY PROGRAMS / PROJECTS & DELIVERABLES

PROGRAM / PROJECT	TARGETS FOR FY 2012	STATUS OF IMPLEMENTATION (AS OF 31 AUGUST 2012)	TARGET DELIVERABLES BY END OF FY 2012
<p><b>Local Government Support Program-Local Economic Development (LGSP-LED).</b> A collaborative project that focuses on advocating local economic development through LGU alliances.</p>	<ul style="list-style-type: none"> <li>Five (5) LGU alliances with economic profiles, local economic transformation teams, incentive and investment code, tourism action work plan and agri-business and eco-tourism projects</li> </ul>	<ul style="list-style-type: none"> <li>Five (5) LGU alliances - Metro Naga Development Council; Metro Iloilo-Guimaras Economic Development Council; Panglao-Dauis-Baclayon Bohol Marine Triangle; Allah Valley Landscape Development Authority - profiled their local economies to identify key comparative advantages and factors for competitiveness</li> </ul>	<ul style="list-style-type: none"> <li>All five (5) LGU alliances covered shall have the following by year end:               <ul style="list-style-type: none"> <li>- Local Economic Transformation Teams</li> <li>- Local Economic Incentive and Investment Code</li> <li>- Tourism Action Work Plan</li> <li>- Agri-Business and Eco-Tourism projects</li> </ul> </li> </ul> <div style="border: 1px solid black; padding: 5px; text-align: center; margin-top: 10px;"> <p><b>OPR: BLGD, ROs</b></p> </div>



# KEY PROGRAMS / PROJECTS & DELIVERABLES

PROGRAM / PROJECT	TARGETS FOR FY 2012	STATUS OF IMPLEMENTATION (AS OF 31 AUGUST 2012)	TARGET DELIVERABLES BY END OF FY 2012
<p><b>Provincial Road Management Facility (PRMF).</b></p> <p>An AusAID-assisted reform program (2009-2014) that uses provincial road management as entry point for governance/institutional reforms for enhanced local opportunities for trade and investment.</p> <p>AusAID Grant: \$100M</p>	<ul style="list-style-type: none"> <li>• Implementation of road rehabilitation and maintenance projects</li> <li>• Reforms on:               <ul style="list-style-type: none"> <li>- Road network management</li> <li>- Transparent and accountable budget and expenditure management system</li> <li>- Revenue generation</li> <li>- Internal control system and internal audit</li> <li>- Procurement process</li> <li>- Human Resource Development Plan and Management Strategy</li> </ul> </li> </ul>	<ul style="list-style-type: none"> <li>• Fifteen (15) road projects for Year 1 covering 71.7 kms. of roads completed as of June 30, 2012 benefitting 50,000 people</li> <li>• Design and procurement for Yr 2 covering 71.786 kms. rehab and 59.48 kms maintenance completed (various stage of rehab and maintenance is on-going)</li> <li>• Design of road rehab and maintenance for Yr. 3 is on-going</li> <li>• Seven (7) beneficiary provinces completed the three year annual target reforms</li> <li>• Three (3) new beneficiary provinces completed the 1<sup>st</sup> year target reforms</li> </ul>	<ul style="list-style-type: none"> <li>• Completion of on-going road project in Surigao del Norte covering 2.0 kms. of roads</li> <li>• Monitoring and validation of achievements of all 10 beneficiary provinces on the agreed reform areas</li> </ul> <div style="border: 1px solid black; padding: 5px; width: fit-content; margin-left: auto; margin-right: auto;"> <p><b>OPR: OPDS, ROs</b></p> </div>

**Beneficiaries: Bohol, Guimaras, Misamis Occidental, Bukidnon, Agusan del Sur, Surigao del Norte, Misamis Oriental, Aklan, Davao del Norte and Lanao del Norte**



# KEY PROGRAMS / PROJECTS & DELIVERABLES

PROGRAM / PROJECT	TARGETS FOR FY 2012	STATUS OF IMPLEMENTATION (AS OF 31 AUGUST 2012)	TARGET DELIVERABLES BY END OF FY 2012
<p><b>Local Economic Development for LGUs (LED4LGUs).</b></p> <p>An innovative program which provides LGUs solid understanding of LED principles to enable them to assess local economic opportunities and development potentials.</p>	<ul style="list-style-type: none"> <li>• Technical assistance provided to at least 50 LGUs in the formulation of economic development strategies</li> <li>• Business Plan and Local Incentives and Investment Code developed by 10 LGUs</li> </ul>	<ul style="list-style-type: none"> <li>• National LED Framework completed</li> <li>• Conducted Consultative Workshop: Cities Development Initiative for Asia Partnership Project attended by 15 representatives from NGAs, LGA &amp; LGSP-LED</li> <li>• Developed LED for LGUs Web-based Portal</li> </ul>	<ul style="list-style-type: none"> <li>• 30 cities and 20 municipalities assisted in formulating and updating Local Revenue Code (LRC)</li> <li>• 10 LGUs assisted in preparing LED Action Plan and Local Incentives and Investment Code</li> </ul>
<p><b>Updating of the Local Revenue Code.</b></p> <p>An initiative aimed to provide technical assistance to LGUs in updating the Local Revenue Code.</p>	<ul style="list-style-type: none"> <li>• Local Revenue Code formulated by 60 LGUs</li> </ul>	<ul style="list-style-type: none"> <li>• 159 LGUs with Local Revenue Code</li> </ul>	<p style="text-align: center;"><b>OPR: LGA, ROs</b></p>
<p><b>Strengthening Local Economic and Investment Promotions Officers (LEIPOs).</b></p> <p>Supports LGUs/LGU alliances as a strategy to accelerate economic growth by improving the local investments and ensure economic stability.</p>	<ul style="list-style-type: none"> <li>• LEIPOs capacitated on investment, incentive promotion and local revenue code preparation/updating</li> </ul>	<ul style="list-style-type: none"> <li>• 74 provinces, 129 cities and 347 municipalities with designated LEIPOs</li> <li>• 84 LGUs with LEIPOs capacitated</li> </ul>	<ul style="list-style-type: none"> <li>• All remaining provinces and cities with designated LEIPOs</li> </ul> <p style="text-align: center;"><b>OPR: LGA, BLGD, ROs</b></p>



# DILG PRIORITY PROGRAMS / PROJECTS

## Outcome Area 3:

### **DISASTER RESILIENT LGUs**

The product of DILG's efforts to strengthen LGU capacity to prepare, resist and recover from the effects of disasters and climate change.

**Outcome Manager:**  
**Exec. Dir. Marivel C. Sacendoncillo,**  
**LGA**

## STRATEGY

**ASSESSMENT**

- Seal of Disaster of Preparedness for Floods *linked to* Community Preparedness Audit
- Environmental Compliance Audit
- Infrastructure Audit

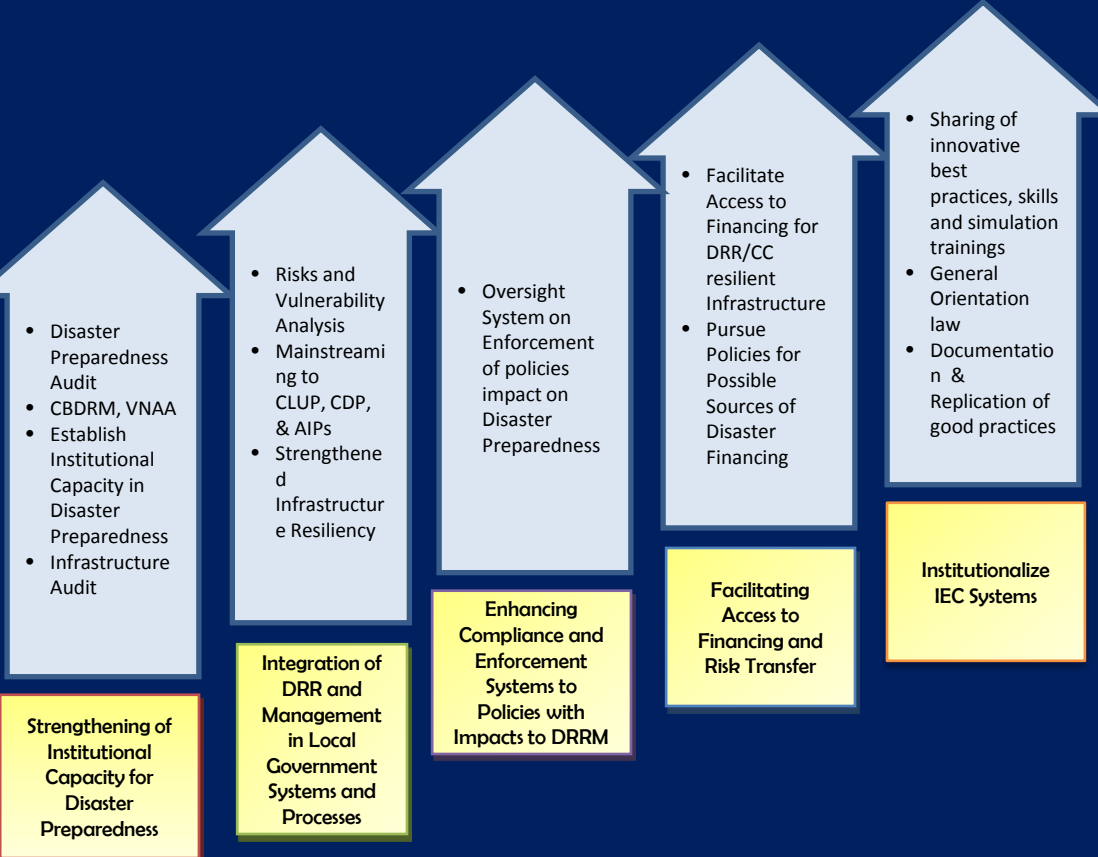
**ENABLING ACCESS TO FINANCING (external)**

- Technical assistance to project development
- Disaster preparedness management grant

**Adaptive & disaster resilient LGUs**

**CAPACITY ENHANCEMENT**

- Seminar orientation
- Policy development
- Technical competency on Infrastructure Audit
- Popularization of good practices
- Models development
- Tools development/ Application
- EWS/Equipage
- IEC development
- Communication strategy application





# KEY PROGRAMS / PROJECTS & DELIVERABLES

PROGRAM / PROJECT	TARGETS FOR FY 2012	STATUS OF IMPLEMENTATION (AS OF 31 AUGUST 2012)	TARGET DELIVERABLES BY END OF FY 2012
<b>DISASTER RESILIENT LGUs</b>			
<p><b>Monitoring of LG Compliance to DRRM Act (RA 101021)</b></p> <p>This policy calls for LGUs to organize/reorganize their DRRM Councils and ensure the integration of CCA and DRRM into local development plans, programs, and budgets.</p>	<ul style="list-style-type: none"> <li>Monitoring LGU compliance to the DRRM Act</li> </ul>	<ul style="list-style-type: none"> <li>1,414 (82%) of 1,713 LGUs and 8,503 barangays with reorganized DRRM Councils</li> <li>1,175 LGUs and 2,739 barangays with DRRM plans</li> <li>597 LGUs with DRRM Office</li> </ul>	<p><b>BLGS and ROs</b></p> <ul style="list-style-type: none"> <li>All PCMs with:               <ul style="list-style-type: none"> <li>- Operational DRRM Councils</li> <li>- DRRM Office</li> <li>- CCA and DRRM Plans</li> </ul> </li> </ul>
<p><b>Calamity Response Protocols (MC No. 2010-079)</b></p> <p>The policy aims to effectively gauge LGU operational readiness in dealing with disasters and calamities.</p>	<ul style="list-style-type: none"> <li>Monitoring of compliance of all LGUs on calamity response protocols</li> </ul>	<ul style="list-style-type: none"> <li>1,334 LGUs with emergency response, rescue and medical teams</li> <li>1,473 LGUs with evacuation centers</li> <li>1,083 LGUs have activated disaster command and auxiliary command centers</li> <li>1,580 LGUs with area-wide warning and alarm system</li> </ul>	<p><b>BLGS and ROs</b></p> <ul style="list-style-type: none"> <li>All PCMs with:               <ul style="list-style-type: none"> <li>- Disaster Command and Auxiliary Centers</li> <li>- Emergency Response, Rescue and Medical Teams</li> <li>- Evacuation Centers</li> </ul> </li> </ul> <p><b>ROs</b></p> <ul style="list-style-type: none"> <li>All PCMs outside the MRBs have existing and functional Warning and Alarm Systems</li> </ul>

**Priority on 368 high risk LGUs in the 18 Major River Basins**



# KEY PROGRAMS / PROJECTS & DELIVERABLES

PROGRAM / PROJECT	TARGETS FOR FY 2012	STATUS OF IMPLEMENTATION (AS OF 31 AUGUST 2012)	TARGET DELIVERABLES BY END OF FY 2012
<p><b>Enhancing LGU Capacity on CCA/DRRM.</b></p> <p>This project aims to enhance LGU capacity to adapt, mitigate and prepare for climate change and disasters.</p>	<ul style="list-style-type: none"> <li>• 11 LGUs with Vulnerability Report</li> <li>• Environmental Audit of 138 cities completed</li> <li>• Infra Audit of 20 provinces and 17 LGUs in NCR</li> <li>• Disaster Readiness Profiles of 10,571 barangays of high risk LGUs completed</li> </ul>	<p><b>ASSESSMENT</b></p> <ul style="list-style-type: none"> <li>• Developed the following :               <ul style="list-style-type: none"> <li>- Compendium of DILG Calamity Response Protocols</li> <li>- Environmental Compliance Audit Tool</li> <li>- Infrastructure Audit Checklist and Tool</li> </ul> </li> <li>• Capacitated 47 LGUs on Infrastructure Audit</li> <li>• Assisted 8 LGUs in infrastructure audit of 284 structures</li> </ul>	<p><b>ASSESSMENT</b></p> <ul style="list-style-type: none"> <li>• Completion of Environmental Compliance Audit in 138 cities (<b>BLGS and ROs</b>)</li> <li>• Conduct of Infrastructure Audit in 14 provinces and 17 cities/municipalities in NCR (<b>OPDS and ROs</b>)</li> </ul>
		<p><b>CAPACITY BUILDING</b></p> <ul style="list-style-type: none"> <li>• Conducted capacity building/advocacy activities in 662 LGUs</li> <li>• 17 collaborative workshops produced convergence agenda, government protocols and organizational structures</li> </ul>	<p><b>CAPACITY BUILDING</b></p> <ul style="list-style-type: none"> <li>• All 368 high risk cities and municipalities in MRBs with Local Climate Change Action Plan (LCCAP) (<b>LGA</b>)</li> <li>• 22 LGUs with CCA and DRRM Plans mainstreamed in CLUP and CDP-ELA (<b>BLGD</b>)</li> </ul>



# KEY PROGRAMS / PROJECTS & DELIVERABLES

PROGRAM / PROJECT	TARGETS FOR FY 2012	STATUS OF IMPLEMENTATION (AS OF 31 AUGUST 2012)	TARGET DELIVERABLES BY END OF FY 2012
<b>Enhancing LGU Capacity on CCA/DRRM</b>		<b>ACCESS TO FINANCING</b> <ul style="list-style-type: none"> <li>Four (4) LGUs completed and operate DRR/CC-resilient infrastructure projects</li> </ul>	<b>ACCESS TO FINANCING</b> <ul style="list-style-type: none"> <li>15 municipalities in 10 provinces assisted in accessing MDFO financing (OPDS)</li> </ul>
		<b>ADVOCACY</b> <ul style="list-style-type: none"> <li>Completed the Tapatan Caravan on Disaster Preparedness in all Regions nationwide</li> </ul>	<b>ADVOCACY</b> <ul style="list-style-type: none"> <li>All LGUs provided with compendium of calamity response protocols (BLGS and ROs)</li> <li>10,751 barangays of high risk LGUs in MRBs provided with IEC materials on disaster preparedness (NBOO and ROs)</li> </ul>





# KEY PROGRAMS / PROJECTS & DELIVERABLES

PROGRAM / PROJECT	TARGETS FOR FY 2012	STATUS OF IMPLEMENTATION (AS OF 31 AUGUST 2012)	TARGET DELIVERABLES BY END OF FY 2012
<p><b>Disaster Preparedness for Barangays.</b></p> <p>Aims to ascertain and strengthen barangay readiness in dealing with disasters and calamities, pursuant to the Disaster Risk Reduction and Management Act of 2010 (RA 10121).</p>	<ul style="list-style-type: none"> <li>Availability of disaster readiness profiles, Barangay Disaster Risk Reduction and Management Committee (BDRRMC), and Barangay Disaster Risk Reduction and Management Plan (BDRRMP) of 10,751 barangays</li> </ul> <div data-bbox="618 1040 1674 1177" style="border: 1px solid black; padding: 5px; margin-top: 10px;"> <p><b>Total Budget FY 2012: P40M</b>  <b>Available Balance as of August 2012: P18.79M</b></p> </div>	<ul style="list-style-type: none"> <li>Developed the Barangay Disaster Readiness Checklist and module</li> </ul>	<ul style="list-style-type: none"> <li>10,751 barangays of high-risk LGUs in the MRB with:               <ul style="list-style-type: none"> <li>- Disaster Readiness Profiles</li> <li>- Established BDRRMC Structure</li> <li>- Developed BDRRMP</li> </ul> </li> </ul> <div data-bbox="2040 1097 2467 1187" style="border: 1px solid black; padding: 5px; margin-top: 10px;"> <p><b>OPR: NBOO, ROs</b></p> </div>



# KEY PROGRAMS / PROJECTS & DELIVERABLES

PROGRAM / PROJECT	TARGETS FOR FY 2012	STATUS OF IMPLEMENTATION (AS OF 31 AUGUST 2012)	TARGET DELIVERABLES BY END OF FY 2012
<p><b>Manila-Bay Clean-Up, Preservation and Rehabilitation.</b></p> <p>Aims mainly to clean-up the Manila Bay in order to prevent the continuous cycle of man-made pollution.</p>	<ul style="list-style-type: none"> <li>Compliance of all PCMs along Manila Bay (8 provinces, 37 cities, 141 municipalities, and 5,784 barangays) to the SC ruling</li> </ul>	<ul style="list-style-type: none"> <li>Inspected 386,924 commercial establishments, factories and homes along riverbanks and shorelines of Manila Bay watershed area:               <ul style="list-style-type: none"> <li>- Compliant = 234,703</li> <li>- Non-Compliant = 152,221</li> </ul> </li> </ul>	<ul style="list-style-type: none"> <li>Continue monitoring compliance to the SC ruling of all PCMs along Manila Bay</li> <li>Submission of monthly report by all PCMs on volume of garbage collected</li> </ul>
<p><b>Total Budget FY 2012: P10M</b></p> <p><b>Available Balance as of August 2012: P5.28M</b></p>		<p><b>OPR: BLGS, ROs</b></p>	
<p><b>Seal of Disaster Preparedness (SDP).</b></p> <p>The Seal is conferred to a local government which demonstrates an acceptable level of disaster preparedness and disaster preparedness response before and during calamities as an official symbol of excellence</p>	<ul style="list-style-type: none"> <li>Assessment of SDP Level 1 is on priority LGUs within the Major River Basins</li> <li>Development of SDP Survey Tool and Manual of Procedure</li> </ul>	<ul style="list-style-type: none"> <li>Orientation and Roll Out of the SDP</li> <li>Data Gathering</li> <li>conducted First Verification of data of priority LGUs through cross posting.</li> <li>Table Assessment of submitted SDP data by the Bureau of Local Government Supervision to come up with the initial list of passers.</li> </ul>	<ul style="list-style-type: none"> <li>Priority 368 high risk LGUs assessed on the SDP</li> <li>Plaque of merit awarded to all LGUs that passed the SDP Level 1</li> </ul>
		<p><b>OPR: BLGS, ROs</b></p>	



# DILG PRIORITY PROGRAMS / PROJECTS

## Outcome Area 4:

### **CONFLICT-FREE AND SAFE COMMUNITIES**

Result of the combined efforts of the LGUs and communities in addressing peace and order, and public safety concerns.

**Outcome Manager:**  
Dir. Virgilio A. Castro, NBOO





# KEY PROGRAMS / PROJECTS & DELIVERABLES

PROGRAM / PROJECT	TARGETS FOR FY 2012	STATUS OF IMPLEMENTATION (AS OF 31 AUGUST 2012)	TARGET DELIVERABLES BY END OF FY 2012
<b>CONFLICT-FREE AND SAFE COMMUNITIES</b>			
<p><b>Provision of Potable Water Supply (SalinTubig).</b> Aims to provide water supply systems to 455 waterless communities and enhance the capacity of the LGUs/water service providers in the planning, implementation, operation and sustenance of water supply facilities.</p>	<p><b><u>2011 SALINTUBIG</u></b></p> <ul style="list-style-type: none"> <li>• Completion of all projects of 195 target waterless municipalities and the thematic areas in the previous year (FY 2011)</li> </ul>	<p><b><u>2011 SALINTUBIG</u></b></p> <ul style="list-style-type: none"> <li>• Completed 10 water supply facilities</li> <li>• 93 on-going constructions</li> <li>• 41 projects with on-going procurement activities</li> <li>• 62 projects with on-going Detailed Engineering Design (DED)</li> <li>• 12 constructions expected to be completed by end of September 2012</li> </ul>	<p><b><u>2011 SALINTUBIG</u></b></p> <ul style="list-style-type: none"> <li>• Completion of 88 water projects by end of 2012</li> </ul> <div data-bbox="2088 987 2462 1062" style="border: 1px solid black; padding: 5px; text-align: center;"><b>OPR: OPDS, ROs</b></div>
<div data-bbox="29 1318 588 1572" style="border: 1px solid black; padding: 5px;"> <p><b>Total Budget FY 2012: P800M</b> <b>Available Balance as of August 2012: P263.98M</b></p> </div>	<p><b><u>2012 SALINTUBIG</u></b></p> <ul style="list-style-type: none"> <li>• Provision of fund subsidy to all 173 target waterless municipalities and thematic areas with Feasibility Studies (FS), Detailed Engineering Design (DED) and procurement</li> </ul>	<p><b><u>2012 SALINTUBIG</u></b></p> <ul style="list-style-type: none"> <li>• 31 LGUs (23 waterless municipalities, 6 waterless barangays, 1 resettlement site and 1 RHU) out of the 173 target LGUs, are now in the DED phase</li> <li>• Out of the Php800 M, P110.507 M already disbursed</li> </ul>	<p><b><u>2012 SALINTUBIG</u></b></p> <ul style="list-style-type: none"> <li>• Completion of all capacity development activities in all 173 waterless municipalities and thematic areas.</li> <li>• Provision of fund subsidy to the remaining 150 target LGUs</li> </ul> <div data-bbox="2088 1546 2462 1620" style="border: 1px solid black; padding: 5px; text-align: center;"><b>OPR: OPDS, ROs</b></div>



# KEY PROGRAMS / PROJECTS & DELIVERABLES

PROGRAM / PROJECT	TARGETS FOR FY 2012	STATUS OF IMPLEMENTATION (AS OF 31 AUGUST 2012)	TARGET DELIVERABLES BY END OF FY 2012
<p><b>Provision of Potable Water for ARMM .</b> (A component of Transition and Investment Support Program for ARMM) Aims to provide water supply systems to ARMM waterless communities and enhance the capacity of the LGUs/water service providers in the planning, implementation, operation and sustenance of water supply facilities.</p>	<ul style="list-style-type: none"> <li>Provision of fund subsidy to all 74 target LGUs for the construction/expansion/rehabilitation of water supply facilities and capacity development interventions</li> <li>FS and DED Preparation, Fund Management, Procurement and Construction Supervision, and Operation and Maintenance</li> </ul>	<ul style="list-style-type: none"> <li>6 of the 74 municipalities have submitted the project design/project proposals to the provinces for approval</li> </ul>	<ul style="list-style-type: none"> <li>Completion and approval of FS, DED and bidding in all 74 municipalities</li> </ul> <div data-bbox="1948 1209 2462 1291" style="border: 1px solid black; padding: 5px; text-align: center;"> <p><b>OPR: OPDS, ARMM</b></p> </div>



# KEY PROGRAMS / PROJECTS & DELIVERABLES

PROGRAM / PROJECT	TARGETS FOR FY 2012	STATUS OF IMPLEMENTATION (AS OF 31 AUGUST 2012)	TARGET DELIVERABLES BY END OF FY 2012
<ul style="list-style-type: none"> <li>• Infrastructure Projects for Basilan (A component of Transition and Investment Support Program for ARMM)</li> </ul> <p>Aims to provide water supply systems and other infrastructure investments to 10 Municipalities of the Province of Basilan and enhance the capacity of the LGUs/water service providers in the planning, implementation, operation and sustenance of water supply facilities.)</p>	<ul style="list-style-type: none"> <li>• Provision of fund subsidy to all 10 target LGUs for the construction/expansion/rehabilitation of water supply facilities and capacity development interventions</li> <li>FS and DED Preparation, Fund Management, Procurement and Construction Supervision, and Operation and Maintenance</li> </ul>	<ul style="list-style-type: none"> <li>• 2 of the 10 LGUs submitted the project design/project proposals to the provinces for approval</li> <li>• The DED and bidding documents for the procurement of civil works for the municipal hall and public market of Albarka, Basilan completed. Pre-procurement was set on 13 August 2012 and Award of Contract is expected by end of October 2012</li> </ul>	<ul style="list-style-type: none"> <li>• Completion and approval of FS, DED and bidding in all 10 LGUs</li> </ul> <div data-bbox="2028 1068 2464 1143" style="border: 1px solid black; padding: 5px; text-align: center;"> <b>OPR: OPDS, ARMM</b> </div>
<ul style="list-style-type: none"> <li>• Construction of 33 Fire Stations</li> <li>• Provision of Fire Trucks</li> <li>• Establishment of Police Stations</li> <li>• Provision of Police Vehicles</li> <li>• Rehabilitation of 6 City/District/Municipal Jails</li> <li>• Establishment of PMO</li> </ul>		<ul style="list-style-type: none"> <li>• On-bidding process</li> </ul>	<div data-bbox="2078 1468 2464 1542" style="border: 1px solid black; padding: 5px; text-align: center;"> <b>BFP, BJMP, PNP</b> </div>



# KEY PROGRAMS / PROJECTS & DELIVERABLES

PROGRAM / PROJECT	TARGETS FOR FY 2012	STATUS OF IMPLEMENTATION (AS OF 31 AUGUST 2012)	TARGET DELIVERABLES BY END OF FY 2012
<p><b>Mainstreaming Peace and Development in Local Governance.</b></p> <p>Aims to set local development in conflict-affected areas through peace building and reconstruction and by ensuring the observance of LGUs of “conflict-sensitive” planning.</p>	<ul style="list-style-type: none"> <li>Harmonized or mainstreamed conflict and peace programming process in local planning of Provincial Peace and Order Councils and Provincial Development Council</li> <li>Provision of technical assistance and financial subsidy to 163 municipalities in 32 covered provinces on project implementation</li> </ul>	<ul style="list-style-type: none"> <li>Completed Conflict-Sensitivity Planning and Project Priority Listing (2012/2013) in target LGUs</li> <li>Approved for implementation the 144 of 307 projects</li> <li>On-going appraisal of remaining 163 projects</li> </ul>	<ul style="list-style-type: none"> <li>Ensure that 311 projects of 36 provinces provided with PAMANA fund subsidy started or on-going</li> <li>Start of implementation of the 152 projects</li> </ul>

**OPR: LGA, BLGD, OPDS, ROs**



# DILG PRIORITY PROGRAMS / PROJECTS

## ***Outcome Area 5:***

### ***STRENGTHENED INTERNAL GOVERNANCE CAPACITY***

Carrying out reforms through personnel and operational mechanisms to fully and effectively respond to the needs and demands of the LGUs.

**Outcome Manager:  
Asec Ester A. Aldana**

<b>Project</b>	<b>OPR</b>
<b>Human Resource Management and Development</b>	<b>AS, LGA</b>
<b>Web-Based Reporting System</b>	<b>EDPS</b>
<b>Communication Plan</b>	<b>OPA</b>





# KEY PROGRAMS / PROJECTS & DELIVERABLES

PROGRAM / PROJECT	TARGETS FOR FY 2012	STATUS OF IMPLEMENTATION (AS OF 31 AUGUST 2012)	TARGET DELIVERABLES BY END OF FY 2012
<b>STRENGTHENED INTERNAL GOVERNANCE CAPACITY</b>			
<b>Human Resource Management and Development</b>	<ul style="list-style-type: none"> <li>Revision of policies</li> <li>Provision of training to LGOOs and Department Personnel</li> </ul>	<p>On-going</p> <p>On-going / Continuing</p>	<p><b>AS</b></p> <ul style="list-style-type: none"> <li>Revised policies on:               <ul style="list-style-type: none"> <li>Hiring and Promotion</li> <li>Absenteeism and Tardiness</li> <li>Provision of Training and Scholarship</li> </ul> </li> </ul> <p><b>LGA and ROs</b></p> <ul style="list-style-type: none"> <li>Training of LGOOs and Department personnel</li> </ul>
<b>Web-Based Reporting System</b>	<ul style="list-style-type: none"> <li>Establishment of Web-Based Reporting System</li> </ul>	<p>On-going</p>	<p><b>EDPS</b></p> <ul style="list-style-type: none"> <li>Web-based Reporting System established to track performance of all operating units</li> </ul>
<b>Communication Plan</b>	<ul style="list-style-type: none"> <li>Preparation, documentation and communication of success stories to the public</li> </ul>	<p>Continuing</p>	<p><b>OPA</b></p> <ul style="list-style-type: none"> <li>DILG programs, projects and accomplishments communicated to the public</li> <li>Monthly reporting of DILG accomplishments to the public and Department officials and personnel</li> <li>Documentation and publication of success stories in local governance</li> </ul>



# Breadth of DILG Programs and Projects



# LGUs COVERED BY DILG PROGRAMS AND PROJECTS (PER ISLAND)

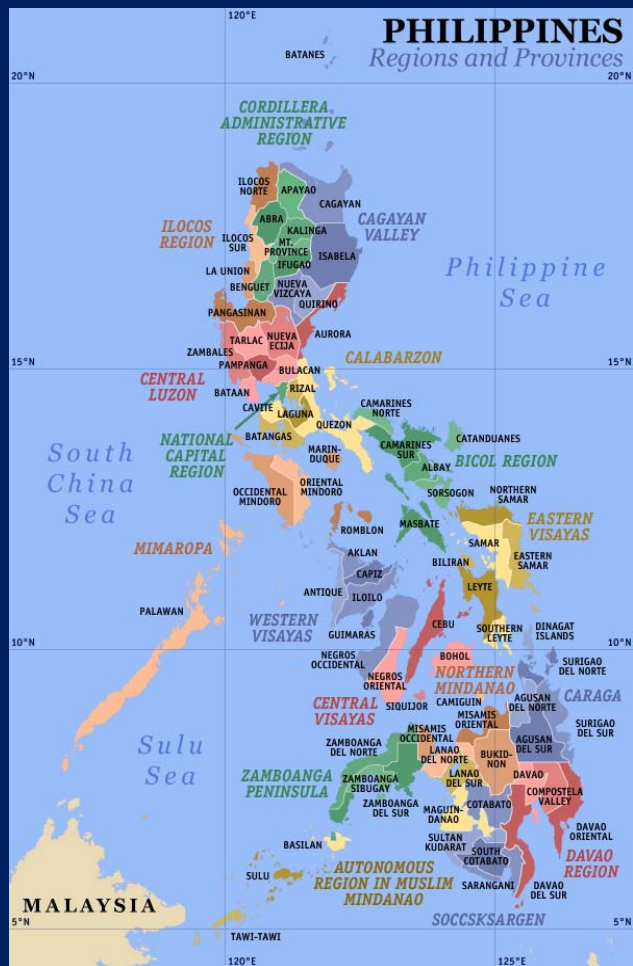
Island	No. of LGUs	No. of Covered LGUs	Percentage
LUZON	809	699	86.40%
VISAYAS	424	236	55.66%
MINDANAO	357	294	82.35%
<b>TOTAL</b>	<b>1,590</b>	<b>1,229</b>	<b>77.29%</b>



# Priority Programs / Projects Target Coverage FY 2012



# DILG PRIORITY PROGRAMS / PROJECTS TARGET COVERAGE FY 2012



**79 Provinces**  
**140 Cities**  
**1,494 Municipalities**  
**42,027 Barangays**

Project	Target Coverage
Seal of Good Housekeeping (SGH)	All LGUs
Performance Challenge Fund (PCF)	429 LGUs
Full Disclosure Policy (FDP)	All LGUs
Business Permits and Licensing System (BPLS)	Remaining 214 NCC-Target CMs; 87 Tourism Zones
Local Governance Support Program for Local Economic Development (LGSP-LED)	5 LGU Alliances (55 LGUs)
Provincial Road Management Facility (PRMF)	10 Provinces
Sagana at Ligtas na Tubig sa Lahat Program (SALINTUBIG)	175 LGUs + 74 TISP for ARMM
Payapa at Masaganang Pamayanan Program (PAMANA)	207 LGUs
Climate Change Adaptation and Disaster Risk Reduction Management (CCA-DRRM)	18 Major River Basins