

MONTHLY REPORT OF DISBURSEMENTS
For the month of December 2024


Department : Department of the Interior and Local Government (DILG)
 Agency/Entity : Office of the Secretary
 Operating Unit : Regional Office - I
 Organization Code (: 14 001 0300001
 Fund Cluster : 01 - Regular Agency Fund
 (e.g. UACS Fund Cluster: 01-Regular Agency Fund, 02-Foreign Assisted Projects Fund, 03-Special Account-Locally Funded/Domestic Grants Fund, etc.)

Particulars	Current Year Budget					Prior Year's Budget										Trust Liabilities				Grand Total					Remarks		
	PS	MOOE	FinEx	CO	TOTAL	Prior Year's Accounts Payable					Current Year's Accounts Payable					SUB-TOTAL	PS	MOOE	CO	TOTAL	PS	MOOE	FinEx	CO		TOTAL	
						7	8	9	10	11=(7+8+9+10)	12	13	14	15	16=												17=(11+16)
CASH DISBURSEMENTS	30,815,965.70	118,078,063.54	0.00	0.00	148,894,029.24	0.00	1,000,000.00	0.00	0.00	1,000,000.00	0.00	196,000.00	0.00	0.00	196,000.00	1,196,000.00	150,090,029.24	0.00	0.00	0.00	0.00	0.00	30,815,965.70	119,274,063.54	0.00	0.00	150,090,029.24
Notice of Cash Allocation (NCA)	15,370,289.89	5,872,533.47	0.00	0.00	21,242,823.36	0.00	1,000,000.00	0.00	0.00	1,000,000.00	0.00	12,000.00	0.00	0.00	12,000.00	1,012,000.00	22,254,823.36	0.00	0.00	0.00	0.00	0.00	15,370,289.89	6,884,533.47	0.00	0.00	22,254,823.36
MDS Checks Issued	0.00	0.00	0.00	0.00	0.00	0.00	0.00	0.00	0.00	0.00	0.00	0.00	0.00	0.00	0.00	0.00	0.00	0.00	0.00	0.00	0.00	0.00	0.00	0.00	0.00	0.00	0.00
Advice to Debit Account	15,370,289.89	5,872,533.47	0.00	0.00	21,242,823.36	0.00	1,000,000.00	0.00	0.00	1,000,000.00	0.00	12,000.00	0.00	0.00	12,000.00	1,012,000.00	22,254,823.36	0.00	0.00	0.00	0.00	0.00	15,370,289.89	6,884,533.47	0.00	0.00	22,254,823.36
Notice of Transfer Allocations (NTA)	15,445,675.81	112,205,530.07	0.00	0.00	127,651,205.88	0.00	0.00	0.00	0.00	0.00	0.00	184,000.00	0.00	0.00	184,000.00	184,000.00	127,835,205.88	0.00	0.00	0.00	0.00	0.00	15,445,675.81	112,389,530.07	0.00	0.00	127,835,205.88
MDS Checks Issued	0.00	0.00	0.00	0.00	0.00	0.00	0.00	0.00	0.00	0.00	0.00	0.00	0.00	0.00	0.00	0.00	0.00	0.00	0.00	0.00	0.00	0.00	0.00	0.00	0.00	0.00	0.00
Advice to Debit Account	15,445,675.81	112,205,530.07	0.00	0.00	127,651,205.88	0.00	0.00	0.00	0.00	0.00	0.00	184,000.00	0.00	0.00	184,000.00	184,000.00	127,835,205.88	0.00	0.00	0.00	0.00	0.00	15,445,675.81	112,389,530.07	0.00	0.00	127,835,205.88
Working Fund for FAPs	0.00	0.00	0.00	0.00	0.00	0.00	0.00	0.00	0.00	0.00	0.00	0.00	0.00	0.00	0.00	0.00	0.00	0.00	0.00	0.00	0.00	0.00	0.00	0.00	0.00	0.00	0.00
Cash Disbursement Ceiling (CDC)	0.00	0.00	0.00	0.00	0.00	0.00	0.00	0.00	0.00	0.00	0.00	0.00	0.00	0.00	0.00	0.00	0.00	0.00	0.00	0.00	0.00	0.00	0.00	0.00	0.00	0.00	0.00
TOTAL CASH DISBURSEMENTS	30,815,965.70	118,078,063.54	0.00	0.00	148,894,029.24	0.00	1,000,000.00	0.00	0.00	1,000,000.00	0.00	196,000.00	0.00	0.00	196,000.00	1,196,000.00	150,090,029.24	0.00	0.00	0.00	0.00	0.00	30,815,965.70	119,274,063.54	0.00	0.00	150,090,029.24
NON-CASH DISBURSEMENTS	6,642,526.13	526,792.49	0.00	76,151.80	7,245,470.42	0.00	0.00	0.00	0.00	0.00	0.00	5,296.25	0.00	0.00	5,296.25	5,296.25	7,250,766.67	0.00	0.00	0.00	0.00	0.00	6,642,526.13	532,088.74	0.00	76,151.80	7,250,766.67
Tax Remittance Advices Issued (TRA)	6,642,526.13	526,792.49	0.00	76,151.80	7,245,470.42	0.00	0.00	0.00	0.00	0.00	0.00	5,296.25	0.00	0.00	5,296.25	5,296.25	7,250,766.67	0.00	0.00	0.00	0.00	0.00	6,642,526.13	532,088.74	0.00	76,151.80	7,250,766.67
Non-Cash Availment Authority (NCAA)	0.00	0.00	0.00	0.00	0.00	0.00	0.00	0.00	0.00	0.00	0.00	0.00	0.00	0.00	0.00	0.00	0.00	0.00	0.00	0.00	0.00	0.00	0.00	0.00	0.00	0.00	0.00
Disbursements effected through outright deductions from claims (release specific...)	0.00	0.00	0.00	0.00	0.00	0.00	0.00	0.00	0.00	0.00	0.00	0.00	0.00	0.00	0.00	0.00	0.00	0.00	0.00	0.00	0.00	0.00	0.00	0.00	0.00	0.00	0.00
Overpayment of expenses(e.g. personnel benefits)	0.00	0.00	0.00	0.00	0.00	0.00	0.00	0.00	0.00	0.00	0.00	0.00	0.00	0.00	0.00	0.00	0.00	0.00	0.00	0.00	0.00	0.00	0.00	0.00	0.00	0.00	0.00
Restitution for loss of government property	0.00	0.00	0.00	0.00	0.00	0.00	0.00	0.00	0.00	0.00	0.00	0.00	0.00	0.00	0.00	0.00	0.00	0.00	0.00	0.00	0.00	0.00	0.00	0.00	0.00	0.00	0.00
Liquidated damages and similar claims	0.00	0.00	0.00	0.00	0.00	0.00	0.00	0.00	0.00	0.00	0.00	0.00	0.00	0.00	0.00	0.00	0.00	0.00	0.00	0.00	0.00	0.00	0.00	0.00	0.00	0.00	0.00
Others(TEF, BTr-Documetary Stamp Tax, etc.)	0.00	0.00	0.00	0.00	0.00	0.00	0.00	0.00	0.00	0.00	0.00	0.00	0.00	0.00	0.00	0.00	0.00	0.00	0.00	0.00	0.00	0.00	0.00	0.00	0.00	0.00	0.00
TOTAL NON-CASH DISBURSEMENTS	6,642,526.13	526,792.49	0.00	76,151.80	7,245,470.42	0.00	0.00	0.00	0.00	0.00	0.00	5,296.25	0.00	0.00	5,296.25	5,296.25	7,250,766.67	0.00	0.00	0.00	0.00	0.00	6,642,526.13	532,088.74	0.00	76,151.80	7,250,766.67
GRAND TOTAL	37,458,491.83	118,604,856.03	0.00	76,151.80	156,139,499.66	0.00	1,000,000.00	0.00	0.00	1,000,000.00	0.00	201,296.25	0.00	0.00	201,296.25	1,201,296.25	157,340,795.91	0.00	0.00	0.00	0.00	0.00	37,458,491.83	119,806,152.28	0.00	76,151.80	157,340,795.91


Particulars (1)	Previous Report (2)	This Month (3)	As at Date (4)
Total Disbursement Authorities Received	355,068,873.57	145,509,495.67	500,578,369.24
NCA	248,054,964.00	20,710,000.00	268,764,964.00
NTA	83,750,062.85	117,548,729.00	201,298,791.85
Working Fund	0.00	0.00	0.00
TRA	23,263,846.72	7,250,766.67	30,514,613.39
CDC	0.00	0.00	0.00
NCAA	0.00	0.00	0.00
Less: Notice of Transfer of Allocations (NTA)* issued	0.00	0.00	0.00
Total Disbursement Authorities Available	355,068,873.57	145,509,495.67	500,578,369.24
Less:	0.00	0.00	0.00
Lapsed NCA	378,913.38	8,720.64	387,634.02
Disbursements	342,849,939.31	157,340,795.91	500,190,735.22
Less: Other Non-Cash Disbursements	0.00	0.00	0.00
Disbursements effected through outright deductions from claims	0.00	0.00	0.00
Overpayment of expenses(e.g. personnel benefits)	0.00	0.00	0.00
Restitution for loss of government property	0.00	0.00	0.00
Liquidated damages and similar claims	0.00	0.00	0.00
Others (e.g. TEF, BTr, Docs Stamp, etc.)	0.00	0.00	0.00
Add/Less: Adjustments (e.g. cancelled/staled checks)	0.00	0.00	0.00
Balance of Disbursement Authorities as at date	11,840,020.88	(11,840,020.88)	0.00
Total Disbursements Program	248,054,964.00	20,710,000.00	268,764,964.00
Less: *Actual Disbursements	342,849,939.31	157,340,795.91	500,190,735.22
(Over)/Under spending	(94,794,975.31)	(136,630,795.91)	(231,425,771.22)

Notes: * The use of NTA is discouraged
 Notes: ** Amounts should tally with the grand total disbursement (column 27).

Certified Correct:


 CHRISTINE JOY F. CASUGA
 Regional Accountant
 Date: _____

Recommending Approval:


 Engr. SHARWYN M. SANGEL
 FAD CHIEF
 Date: _____

Approved By:


 JONATHAN PAUL M. LEUSEN, JR., CESO III
 Regional Director
 Date: _____


MONTHLY REPORT OF DISBURSEMENTS
For the month of November 2024

Department : Department of the Interior and Local Government (DILG)
 Agency/Entity : Office of the Secretary
 Operating Unit : Regional Office - I
 Organization Code : 14 001 0300001
 Fund Cluster : 01 - Regular Agency Fund
 (e.g. UACS Fund Cluster: 01-Regular Agency Fund, 02-Foreign Assisted Projects Fund, 03-Special Account-Locally Funded/Domestic Grants Fund, etc.)

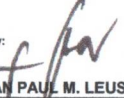
Particulars	Current Year Budget					Prior Year's Budget											Trust Liabilities				Grand Total					Remarks	
	PS	MOOE	FinEx	CO	TOTAL	Prior Year's Accounts Payable					Current Year's Accounts Payable					SUB-TOTAL	PS	MOOE	CO	TOTAL	PS	MOOE	FinEx	CO	TOTAL		
						PS	MOOE	FinEx	CO	Sub-Total	PS	MOOE	FinEx	CO	Sub-Total												TOTAL
1	2	3	4	5	6=(2+3+4+5)	7	8	9	10	11=(7+8+9+10)	12	13	14	15	16=(12+13+14+15)	17=(11+16)	18=(6+17)	19	20	21	22=(19+20+21)	23	24	25	26	27=(23+24+25+26)	28
CASH DISBURSEMENTS	37,753,960.09	3,247,530.42	0.00	6,834,709.63	47,836,200.14	0.00	0.00	0.00	0.00	0.00	0.00	303,390.00	0.00	0.00	303,390.00	303,390.00	48,139,590.14	0.00	0.00	0.00	0.00	37,753,960.09	3,550,920.42	0.00	6,834,709.63	48,139,590.14	
Notice of Cash Allocation (NCA)	32,421,916.22	1,130,149.78	0.00	0.00	33,552,066.00	0.00	0.00	0.00	0.00	0.00	0.00	25,390.00	0.00	0.00	25,390.00	25,390.00	33,577,456.00	0.00	0.00	0.00	0.00	32,421,916.22	1,155,539.78	0.00	0.00	33,577,456.00	
MDS Checks Issued	0.00	0.00	0.00	0.00	0.00	0.00	0.00	0.00	0.00	0.00	0.00	0.00	0.00	0.00	0.00	0.00	0.00	0.00	0.00	0.00	0.00	0.00	0.00	0.00	0.00	0.00	0.00
Advice to Debit Account	32,421,916.22	1,130,149.78	0.00	0.00	33,552,066.00	0.00	0.00	0.00	0.00	0.00	0.00	25,390.00	0.00	0.00	25,390.00	25,390.00	33,577,456.00	0.00	0.00	0.00	0.00	32,421,916.22	1,155,539.78	0.00	0.00	33,577,456.00	
Notice of Transfer Allocations (NTA)	5,332,043.87	2,117,380.64	0.00	6,834,709.63	14,284,134.14	0.00	0.00	0.00	0.00	0.00	0.00	278,000.00	0.00	0.00	278,000.00	278,000.00	14,562,134.14	0.00	0.00	0.00	0.00	5,332,043.87	2,395,380.64	0.00	6,834,709.63	14,562,134.14	
MDS Checks Issued	0.00	0.00	0.00	0.00	0.00	0.00	0.00	0.00	0.00	0.00	0.00	0.00	0.00	0.00	0.00	0.00	0.00	0.00	0.00	0.00	0.00	0.00	0.00	0.00	0.00	0.00	0.00
Advice to Debit Account	5,332,043.87	2,117,380.64	0.00	6,834,709.63	14,284,134.14	0.00	0.00	0.00	0.00	0.00	0.00	278,000.00	0.00	0.00	278,000.00	278,000.00	14,562,134.14	0.00	0.00	0.00	0.00	5,332,043.87	2,395,380.64	0.00	6,834,709.63	14,562,134.14	
Working Fund for FAPs	0.00	0.00	0.00	0.00	0.00	0.00	0.00	0.00	0.00	0.00	0.00	0.00	0.00	0.00	0.00	0.00	0.00	0.00	0.00	0.00	0.00	0.00	0.00	0.00	0.00	0.00	0.00
Cash Disbursement Ceiling (CDC)	0.00	0.00	0.00	0.00	0.00	0.00	0.00	0.00	0.00	0.00	0.00	0.00	0.00	0.00	0.00	0.00	0.00	0.00	0.00	0.00	0.00	0.00	0.00	0.00	0.00	0.00	0.00
TOTAL CASH DISBURSEMENTS	37,753,960.09	3,247,530.42	0.00	6,834,709.63	47,836,200.14	0.00	0.00	0.00	0.00	0.00	0.00	303,390.00	0.00	0.00	303,390.00	303,390.00	48,139,590.14	0.00	0.00	0.00	0.00	37,753,960.09	3,550,920.42	0.00	6,834,709.63	48,139,590.14	
NON-CASH DISBURSEMENTS	1,882,359.00	111,206.75	0.00	386,870.37	2,380,436.12	0.00	0.00	0.00	0.00	0.00	0.00	0.00	0.00	0.00	0.00	0.00	2,380,436.12	0.00	0.00	0.00	0.00	1,882,359.00	111,206.75	0.00	386,870.37	2,380,436.12	
Tax Remittance Advices Issued (TRA)	1,882,359.00	111,206.75	0.00	386,870.37	2,380,436.12	0.00	0.00	0.00	0.00	0.00	0.00	0.00	0.00	0.00	0.00	0.00	2,380,436.12	0.00	0.00	0.00	0.00	1,882,359.00	111,206.75	0.00	386,870.37	2,380,436.12	
Non-Cash Availment Authority (NCAA)	0.00	0.00	0.00	0.00	0.00	0.00	0.00	0.00	0.00	0.00	0.00	0.00	0.00	0.00	0.00	0.00	0.00	0.00	0.00	0.00	0.00	0.00	0.00	0.00	0.00	0.00	
Disbursements effected through outright deductions from claims (please specify...)	0.00	0.00	0.00	0.00	0.00	0.00	0.00	0.00	0.00	0.00	0.00	0.00	0.00	0.00	0.00	0.00	0.00	0.00	0.00	0.00	0.00	0.00	0.00	0.00	0.00	0.00	
Overpayment of expenses(e.g. personnel benefits)	0.00	0.00	0.00	0.00	0.00	0.00	0.00	0.00	0.00	0.00	0.00	0.00	0.00	0.00	0.00	0.00	0.00	0.00	0.00	0.00	0.00	0.00	0.00	0.00	0.00	0.00	
Restitution for loss of government property	0.00	0.00	0.00	0.00	0.00	0.00	0.00	0.00	0.00	0.00	0.00	0.00	0.00	0.00	0.00	0.00	0.00	0.00	0.00	0.00	0.00	0.00	0.00	0.00	0.00	0.00	
Liquidated damages and similar claims	0.00	0.00	0.00	0.00	0.00	0.00	0.00	0.00	0.00	0.00	0.00	0.00	0.00	0.00	0.00	0.00	0.00	0.00	0.00	0.00	0.00	0.00	0.00	0.00	0.00	0.00	
Others (TEF, BTr-Documentary Stamp Tax, etc.)	0.00	0.00	0.00	0.00	0.00	0.00	0.00	0.00	0.00	0.00	0.00	0.00	0.00	0.00	0.00	0.00	0.00	0.00	0.00	0.00	0.00	0.00	0.00	0.00	0.00	0.00	
TOTAL NON-CASH DISBURSEMENTS	1,882,359.00	111,206.75	0.00	386,870.37	2,380,436.12	0.00	0.00	0.00	0.00	0.00	0.00	0.00	0.00	0.00	0.00	0.00	2,380,436.12	0.00	0.00	0.00	0.00	1,882,359.00	111,206.75	0.00	386,870.37	2,380,436.12	
GRAND TOTAL	39,636,319.09	3,358,737.17	0.00	7,221,580.00	50,216,636.26	0.00	0.00	0.00	0.00	0.00	0.00	303,390.00	0.00	0.00	303,390.00	303,390.00	50,520,026.26	0.00	0.00	0.00	0.00	39,636,319.09	3,662,127.17	0.00	7,221,580.00	50,520,026.26	

Particulars	Previous Report	This Month	As at Date
(1)	(2)	(3)	(4)
Total Disbursement Authorities Received	296,184,760.36	58,884,113.21	355,068,873.57
NCA	212,923,964.00	35,131,000.00	248,054,964.00
NTA	62,377,385.76	21,372,677.09	83,750,062.85
Working Fund	0.00	0.00	0.00
TRA	20,883,410.60	2,380,436.12	23,263,846.72
CDC	0.00	0.00	0.00
NCAA	0.00	0.00	0.00
Less: Notice of Transfer of Allocations (NTA)* issued	0.00	0.00	0.00
Total Disbursement Authorities Available	296,184,760.36	58,884,113.21	355,068,873.57
Less:	0.00	0.00	0.00
Lapsed NCA	378,913.38	0.00	378,913.38
Disbursements	292,329,913.05	50,520,026.26	342,849,939.31
Less: Other Non-Cash Disbursements	0.00	0.00	0.00
Disbursements effected through outright deductions from claims	0.00	0.00	0.00
Overpayment of expenses(e.g. personnel benefits)	0.00	0.00	0.00
Restitution for loss of government property	0.00	0.00	0.00
Liquidated damages and similar claims	0.00	0.00	0.00
Others (e.g. TEF, BTr, Docs Stamp, etc.)	0.00	0.00	0.00
Add/Less: Adjustments (e.g. cancelled/staled checks)	0.00	0.00	0.00
Balance of Disbursement Authorities as at date	3,475,933.93	8,364,086.95	11,840,020.88
Total Disbursements Program	212,923,964.00	35,131,000.00	248,054,964.00
Less: *Actual Disbursements	292,329,913.05	50,520,026.26	342,849,939.31
(Over)/Under spending	(79,405,949.05)	(15,389,026.26)	(94,794,975.31)

Notes: * The use of NTA is discouraged
 Notes: ** Amounts should tally with the grand total disbursement (column 27).

Certified Correct: 
CHRISTINE JOY F. CASUGA
 Regional Accountant
 Date: _____

Recommending Approval: 
Engr. SHARWYN M. SANGEL
 FAD CHIEF
 Date: _____

Approved By: 
JONATHAN PAUL M. LEUSEN, JR., CESO III
 Regional Director
 Date: _____

MONTHLY REPORT OF DISBURSEMENTS
For the month of October 2024

Department : Department of the Interior and Local Government (DILG)
 Agency/Entity : Office of the Secretary
 Operating Unit : Regional Office - I
 Organization Code : 14 001 0300001
 Fund Cluster : 01 - Regular Agency Fund
 (e.g. UACS Fund Cluster: 01-Regular Agency Fund, 02-Foreign Assisted Projects Fund, 03-Special Account-Locally Funded/Domestic Grants Fund, etc.)


Particulars	Current Year Budget					Prior Year's Budget										Trust Liabilities				Grand Total					Remarks			
	PS	MOOE	FinEx	CO	TOTAL	Prior Year's Accounts Payable					Current Year's Accounts Payable					TOTAL	SUB-TOTAL	PS	MOOE	CO	TOTAL	PS	MOOE	FinEx		CO	TOTAL	
						PS	MOOE	FinEx	CO	Sub-Total	PS	MOOE	FinEx	CO	Sub-Total													19
1	2	3	4	5	6=(2+3+4+5)	7	8	9	10	11=(7+8+9+10)	12	13	14	15	16=(12+13+14+15)	17=(11+16)	18=(6+17)	19	20	21	22=(19+20+21)	23	24	25	26	27=(23+24+25+26)	28	
CASH DISBURSEMENTS	20,097,457.43	4,881,614.91	0.00	0.00	24,979,072.34	0.00	0.00	0.00	0.00	0.00	0.00	0.00	0.00	0.00	0.00	0.00	24,979,072.34	0.00	0.00	0.00	0.00	20,097,457.43	4,881,614.91	0.00	0.00	24,979,072.34		
Notice of Cash Allocation (NCA)	17,916,447.04	1,484,552.96	0.00	0.00	19,401,000.00	0.00	0.00	0.00	0.00	0.00	0.00	0.00	0.00	0.00	0.00	0.00	19,401,000.00	0.00	0.00	0.00	0.00	17,916,447.04	1,484,552.96	0.00	0.00	19,401,000.00		
MDS Checks Issued	0.00	0.00	0.00	0.00	0.00	0.00	0.00	0.00	0.00	0.00	0.00	0.00	0.00	0.00	0.00	0.00	0.00	0.00	0.00	0.00	0.00	0.00	0.00	0.00	0.00	0.00	0.00	
Advice to Debit Account	17,916,447.04	1,484,552.96	0.00	0.00	19,401,000.00	0.00	0.00	0.00	0.00	0.00	0.00	0.00	0.00	0.00	0.00	0.00	19,401,000.00	0.00	0.00	0.00	0.00	17,916,447.04	1,484,552.96	0.00	0.00	19,401,000.00		
Notice of Transfer Allocations (NTA)	2,181,010.39	3,397,061.95	0.00	0.00	5,578,072.34	0.00	0.00	0.00	0.00	0.00	0.00	0.00	0.00	0.00	0.00	0.00	5,578,072.34	0.00	0.00	0.00	0.00	2,181,010.39	3,397,061.95	0.00	0.00	5,578,072.34		
MDS Checks Issued	0.00	0.00	0.00	0.00	0.00	0.00	0.00	0.00	0.00	0.00	0.00	0.00	0.00	0.00	0.00	0.00	0.00	0.00	0.00	0.00	0.00	0.00	0.00	0.00	0.00	0.00	0.00	
Advice to Debit Account	2,181,010.39	3,397,061.95	0.00	0.00	5,578,072.34	0.00	0.00	0.00	0.00	0.00	0.00	0.00	0.00	0.00	0.00	0.00	5,578,072.34	0.00	0.00	0.00	0.00	2,181,010.39	3,397,061.95	0.00	0.00	5,578,072.34		
Working Fund for FAPs	0.00	0.00	0.00	0.00	0.00	0.00	0.00	0.00	0.00	0.00	0.00	0.00	0.00	0.00	0.00	0.00	0.00	0.00	0.00	0.00	0.00	0.00	0.00	0.00	0.00	0.00	0.00	
Cash Disbursement Ceiling (CDC)	0.00	0.00	0.00	0.00	0.00	0.00	0.00	0.00	0.00	0.00	0.00	0.00	0.00	0.00	0.00	0.00	0.00	0.00	0.00	0.00	0.00	0.00	0.00	0.00	0.00	0.00	0.00	
TOTAL CASH DISBURSEMENTS	20,097,457.43	4,881,614.91	0.00	0.00	24,979,072.34	0.00	0.00	0.00	0.00	0.00	0.00	0.00	0.00	0.00	0.00	0.00	24,979,072.34	0.00	0.00	0.00	0.00	20,097,457.43	4,881,614.91	0.00	0.00	24,979,072.34		
NON-CASH DISBURSEMENTS	1,792,310.98	133,046.41	0.00	0.00	1,925,357.39	0.00	0.00	0.00	0.00	0.00	0.00	0.00	0.00	0.00	0.00	0.00	1,925,357.39	0.00	0.00	0.00	0.00	1,792,310.98	133,046.41	0.00	0.00	1,925,357.39		
Tax Remittance Advices Issued (TRA)	1,792,310.98	133,046.41	0.00	0.00	1,925,357.39	0.00	0.00	0.00	0.00	0.00	0.00	0.00	0.00	0.00	0.00	0.00	1,925,357.39	0.00	0.00	0.00	0.00	1,792,310.98	133,046.41	0.00	0.00	1,925,357.39		
Non-Cash Availment Authority (NCAA)	0.00	0.00	0.00	0.00	0.00	0.00	0.00	0.00	0.00	0.00	0.00	0.00	0.00	0.00	0.00	0.00	0.00	0.00	0.00	0.00	0.00	0.00	0.00	0.00	0.00	0.00	0.00	
Disbursements effected through outright deductions from claims (please specify...)	0.00	0.00	0.00	0.00	0.00	0.00	0.00	0.00	0.00	0.00	0.00	0.00	0.00	0.00	0.00	0.00	0.00	0.00	0.00	0.00	0.00	0.00	0.00	0.00	0.00	0.00	0.00	
Overpayment of expenses(e.g. personnel benefits)	0.00	0.00	0.00	0.00	0.00	0.00	0.00	0.00	0.00	0.00	0.00	0.00	0.00	0.00	0.00	0.00	0.00	0.00	0.00	0.00	0.00	0.00	0.00	0.00	0.00	0.00	0.00	
Restitution for loss of government property	0.00	0.00	0.00	0.00	0.00	0.00	0.00	0.00	0.00	0.00	0.00	0.00	0.00	0.00	0.00	0.00	0.00	0.00	0.00	0.00	0.00	0.00	0.00	0.00	0.00	0.00	0.00	
Liquidated damages and similar claims	0.00	0.00	0.00	0.00	0.00	0.00	0.00	0.00	0.00	0.00	0.00	0.00	0.00	0.00	0.00	0.00	0.00	0.00	0.00	0.00	0.00	0.00	0.00	0.00	0.00	0.00	0.00	
Others(TEF, BTr, Documentary Stamp Tax, etc.)	0.00	0.00	0.00	0.00	0.00	0.00	0.00	0.00	0.00	0.00	0.00	0.00	0.00	0.00	0.00	0.00	0.00	0.00	0.00	0.00	0.00	0.00	0.00	0.00	0.00	0.00	0.00	
TOTAL NON-CASH DISBURSEMENTS	1,792,310.98	133,046.41	0.00	0.00	1,925,357.39	0.00	0.00	0.00	0.00	0.00	0.00	0.00	0.00	0.00	0.00	0.00	1,925,357.39	0.00	0.00	0.00	0.00	1,792,310.98	133,046.41	0.00	0.00	1,925,357.39		
GRAND TOTAL	21,889,768.41	5,014,661.32	0.00	0.00	26,904,429.73	0.00	0.00	0.00	0.00	0.00	0.00	0.00	0.00	0.00	0.00	0.00	26,904,429.73	0.00	0.00	0.00	0.00	21,889,768.41	5,014,661.32	0.00	0.00	26,904,429.73		

SUMMARY

Particulars (1)	Previous Report (2)	This Month (3)	As at Date (4)
Total Disbursement Authorities Received	265,804,396.70	30,380,363.66	296,184,760.36
NCA	193,522,964.00	19,401,000.00	212,923,964.00
NTA	53,323,379.49	9,054,006.27	62,377,385.76
Working Fund	0.00	0.00	0.00
TRA	18,958,053.21	1,925,357.39	20,883,410.60
CDC	0.00	0.00	0.00
NCAA	0.00	0.00	0.00
Less: Notice of Transfer of Allocations (NTA)* issued	0.00	0.00	0.00
Total Disbursement Authorities Available	265,804,396.70	30,380,363.66	296,184,760.36
Less:	0.00	0.00	0.00
Lapsed NCA	378,913.38	0.00	378,913.38
Disbursements	265,425,483.32	26,904,429.73	292,329,913.05
Less: Other Non-Cash Disbursements	0.00	0.00	0.00
Disbursements effected through outright deductions from claims	0.00	0.00	0.00
Overpayment of expenses(e.g. personnel benefits)	0.00	0.00	0.00
Restitution for loss of government property	0.00	0.00	0.00
Liquidated damages and similar claims	0.00	0.00	0.00
Others (e.g. TEF, BTr, Docs Stamp, etc.)	0.00	0.00	0.00
Adjustments (e.g. cancelled/staled checks)	0.00	0.00	0.00
Balance of Disbursement Authorities as at date	0.00	3,475,933.93	3,475,933.93
Total Disbursements Program	193,522,964.00	19,401,000.00	212,923,964.00
Less: *Actual Disbursements	265,425,483.32	26,904,429.73	292,329,913.05
(Over)/Under spending	(71,902,519.32)	(7,503,429.73)	(79,405,949.05)

Notes: * The use of NTA is discouraged
 Notes: ** Amounts should tally with the grand total disbursement (column 27).


Certified Correct:


CHRISTINE JOY F. CASUGA

Regional Accountant

Date:


Recommended Approval:


ENGR. SHARWIN M. SANGEL

FAD CHIEF

Date:

Approved By:


JONATHAN PAUL M. LEUSEN, JR., CESO III

Regional Director

Date:

MONTHLY REPORT OF DISBURSEMENTS
For the month of September 2024

Department : Department of the Interior and Local Government (DILG)
 Agency/Entity : Office of the Secretary
 Operating Unit : Regional Office - I
 Organization Code (UACS) : 14 001 0300001
 Fund Cluster : 01 - Regular Agency Fund
 (e.g. UACS Fund Cluster: 01-Regular Agency Fund, 02-Foreign Assisted Projects Fund, 03-Special Account-Locally Funded/Domestic Grants Fund, etc.)

Particulars	Current Year Budget					Prior Year's Budget										Trust Liabilities				Grand Total					Remarks			
	PS	MOOE	FinEx	CO	TOTAL	Prior Year's Accounts Payable					Current Year's Accounts Payable					SUB-TOTAL	PS	MOOE	CO	TOTAL	PS	MOOE	FinEx	CO		TOTAL		
						PS	MOOE	FinEx	CO	Sub-Total	PS	MOOE	FinEx	CO	Sub-Total												TOTAL	
1	2	3	4	5	6=(2+3+4+5)	7	8	9	10	11=(7+8+9+10)	12	13	14	15	16=(12+13+14+15)	17=(11+16)	18=(6+17)	19	20	21	22=(19+20+21)	23	24	25	26	27=(23+24+25+26)	28	
CASH DISBURSEMENTS	23,898,017.21	6,447,270.69	0.00	0.00	30,345,287.90	0.00	0.00	0.00	0.00	0.00	0.00	153,062.50	0.00	0.00	153,062.50	153,062.50	30,498,350.40	0.00	0.00	0.00	0.00	23,898,017.21	6,600,333.19	0.00	0.00	30,498,350.40		
Notice of Cash Allocation (NCA)	19,206,722.56	3,196,950.74	0.00	0.00	22,403,673.30	0.00	0.00	0.00	0.00	0.00	0.00	0.00	0.00	0.00	0.00	0.00	22,403,673.30	0.00	0.00	0.00	0.00	19,206,722.56	3,196,950.74	0.00	0.00	22,403,673.30		
MDS Checks Issued	0.00	0.00	0.00	0.00	0.00	0.00	0.00	0.00	0.00	0.00	0.00	0.00	0.00	0.00	0.00	0.00	0.00	0.00	0.00	0.00	0.00	0.00	0.00	0.00	0.00	0.00	0.00	
Advice to Debit Account	19,206,722.56	3,196,950.74	0.00	0.00	22,403,673.30	0.00	0.00	0.00	0.00	0.00	0.00	0.00	0.00	0.00	0.00	0.00	22,403,673.30	0.00	0.00	0.00	0.00	19,206,722.56	3,196,950.74	0.00	0.00	22,403,673.30		
Notice of Transfer Allocations (NTA)	4,691,294.65	3,250,319.95	0.00	0.00	7,941,614.60	0.00	0.00	0.00	0.00	0.00	0.00	153,062.50	0.00	0.00	153,062.50	153,062.50	8,094,677.10	0.00	0.00	0.00	0.00	4,691,294.65	3,403,382.45	0.00	0.00	8,094,677.10		
MDS Checks Issued	0.00	0.00	0.00	0.00	0.00	0.00	0.00	0.00	0.00	0.00	0.00	0.00	0.00	0.00	0.00	0.00	0.00	0.00	0.00	0.00	0.00	0.00	0.00	0.00	0.00	0.00	0.00	
Advice to Debit Account	4,691,294.65	3,250,319.95	0.00	0.00	7,941,614.60	0.00	0.00	0.00	0.00	0.00	0.00	153,062.50	0.00	0.00	153,062.50	153,062.50	8,094,677.10	0.00	0.00	0.00	0.00	4,691,294.65	3,403,382.45	0.00	0.00	8,094,677.10		
Working Fund for FAPs	0.00	0.00	0.00	0.00	0.00	0.00	0.00	0.00	0.00	0.00	0.00	0.00	0.00	0.00	0.00	0.00	0.00	0.00	0.00	0.00	0.00	0.00	0.00	0.00	0.00	0.00	0.00	
Cash Disbursement Ceiling (CDC)	0.00	0.00	0.00	0.00	0.00	0.00	0.00	0.00	0.00	0.00	0.00	0.00	0.00	0.00	0.00	0.00	0.00	0.00	0.00	0.00	0.00	0.00	0.00	0.00	0.00	0.00	0.00	
TOTAL CASH DISBURSEMENTS	23,898,017.21	6,447,270.69	0.00	0.00	30,345,287.90	0.00	0.00	0.00	0.00	0.00	0.00	153,062.50	0.00	0.00	153,062.50	153,062.50	30,498,350.40	0.00	0.00	0.00	0.00	23,898,017.21	6,600,333.19	0.00	0.00	30,498,350.40		
NON-CASH DISBURSEMENTS	3,028,525.06	248,613.89	0.00	0.00	3,277,138.95	0.00	0.00	0.00	0.00	0.00	0.00	4,437.50	0.00	0.00	4,437.50	4,437.50	3,281,576.45	0.00	0.00	0.00	0.00	3,028,525.06	253,051.39	0.00	0.00	3,281,576.45		
Tax Remittance Advances Issued (TRA)	3,028,525.06	248,613.89	0.00	0.00	3,277,138.95	0.00	0.00	0.00	0.00	0.00	0.00	4,437.50	0.00	0.00	4,437.50	4,437.50	3,281,576.45	0.00	0.00	0.00	0.00	3,028,525.06	253,051.39	0.00	0.00	3,281,576.45		
Non-Cash Availment Authority (NCAA)	0.00	0.00	0.00	0.00	0.00	0.00	0.00	0.00	0.00	0.00	0.00	0.00	0.00	0.00	0.00	0.00	0.00	0.00	0.00	0.00	0.00	0.00	0.00	0.00	0.00	0.00	0.00	
Disbursements effected through outright deductions from claims (please specify...)	0.00	0.00	0.00	0.00	0.00	0.00	0.00	0.00	0.00	0.00	0.00	0.00	0.00	0.00	0.00	0.00	0.00	0.00	0.00	0.00	0.00	0.00	0.00	0.00	0.00	0.00	0.00	
Overpayment of expenses(e.g. personnel benefits)	0.00	0.00	0.00	0.00	0.00	0.00	0.00	0.00	0.00	0.00	0.00	0.00	0.00	0.00	0.00	0.00	0.00	0.00	0.00	0.00	0.00	0.00	0.00	0.00	0.00	0.00	0.00	
Restitution for loss of government property	0.00	0.00	0.00	0.00	0.00	0.00	0.00	0.00	0.00	0.00	0.00	0.00	0.00	0.00	0.00	0.00	0.00	0.00	0.00	0.00	0.00	0.00	0.00	0.00	0.00	0.00	0.00	
Liquidated damages and similar claims	0.00	0.00	0.00	0.00	0.00	0.00	0.00	0.00	0.00	0.00	0.00	0.00	0.00	0.00	0.00	0.00	0.00	0.00	0.00	0.00	0.00	0.00	0.00	0.00	0.00	0.00	0.00	
Others(TEF, BTr-Documentary Stamp Tax, etc.)	0.00	0.00	0.00	0.00	0.00	0.00	0.00	0.00	0.00	0.00	0.00	0.00	0.00	0.00	0.00	0.00	0.00	0.00	0.00	0.00	0.00	0.00	0.00	0.00	0.00	0.00	0.00	
TOTAL NON-CASH DISBURSEMENTS	3,028,525.06	248,613.89	0.00	0.00	3,277,138.95	0.00	0.00	0.00	0.00	0.00	0.00	4,437.50	0.00	0.00	4,437.50	4,437.50	3,281,576.45	0.00	0.00	0.00	0.00	3,028,525.06	253,051.39	0.00	0.00	3,281,576.45		
GRAND TOTAL	26,926,542.27	6,695,884.58	0.00	0.00	33,622,426.85	0.00	0.00	0.00	0.00	0.00	0.00	157,500.00	0.00	0.00	157,500.00	157,500.00	33,779,926.85	0.00	0.00	0.00	0.00	26,926,542.27	6,853,384.58	0.00	0.00	33,779,926.85		

SUMMARY

Particulars	Previous Report (2)	This Month (3)	As at Date (4)
Total Disbursement Authorities Received	235,415,700.25	30,388,696.45	265,804,396.70
NCA	174,118,964.00	19,404,000.00	193,522,964.00
NTA	45,620,259.49	7,703,120.00	53,323,379.49
Working Fund	0.00	0.00	0.00
TRA	15,676,476.76	3,281,576.45	18,958,053.21
CDC	0.00	0.00	0.00
NCAA	0.00	0.00	0.00
Less: Notice of Transfer of Allocations (NTA)* issued	0.00	0.00	0.00
Total Disbursement Authorities Available	235,415,700.25	30,388,696.45	265,804,396.70
Less:	0.00	0.00	0.00
Lapsed NCA	372,282.79	6,630.59	378,913.38
Disbursements	231,645,556.47	33,779,926.85	265,425,483.32
Less: Other Non-Cash Disbursements	0.00	0.00	0.00
Disbursements effected through outright deductions from claims	0.00	0.00	0.00
Overpayment of expenses(e.g. personnel benefits)	0.00	0.00	0.00
Restitution for loss of government property	0.00	0.00	0.00
Liquidated damages and similar claims	0.00	0.00	0.00
Others (e.g. TEF, BTr, Docs Stamp, etc.)	0.00	0.00	0.00
Add/Less: Adjustments (e.g. cancelled/staled checks)	0.00	0.00	0.00
Balance of Disbursement Authorities as at date	3,397,860.99	(3,397,860.99)	0.00
Total Disbursements Program	174,118,964.00	19,404,000.00	193,522,964.00
Less: *Actual Disbursements	231,645,556.47	33,779,926.85	265,425,483.32
(Over)/Under spending	(57,526,592.47)	(14,375,926.85)	(71,902,519.32)

Notes: * The use of NTA is discouraged
 Notes: ** Amounts should tally with the grand total disbursement (column 27).

Certified Correct:

CHRISTINE JOY F. CASUGA

Regional Accountant

Date:

Recommending Approval:

Engr. SHARWYN M. SANGEL

FAD CHIEF

Date:

Approved By:

JONATHAN PAUL M. LEUSEN, JR., CESO III

Regional Director

Date:

MONTHLY REPORT OF DISBURSEMENTS
For the month of August 2024

Department : Department of the Interior and Local Government (DILG)
 Agency/Entity : Office of the Secretary
 Operating Unit : Regional Office - I
 Organization Code (UACS) : 14 001 0300001
 Fund Cluster : 01 - Regular Agency Fund
 (e.g. UACS Fund Cluster: 01-Regular Agency Fund, 02-Foreign Assisted Projects Fund, 03-Special Account-Locally Funded/Domestic Grants Fund, etc.)

Particulars	Current Year Budget					Prior Year's Budget					SUB-TOTAL	Trust Liabilities				Grand Total					Remarks							
	PS	MOOE	FinEx	CO	TOTAL	Prior Year's Accounts Payable				Current Year's Accounts Payable				TOTAL	PS	MOOE	CO	TOTAL	PS	MOOE		FinEx	CO	TOTAL				
						PS	MOOE	FinEx	CO	Sub-Total		PS	MOOE												FinEx	CO	Sub-Total	
1	2	3	4	5	6=(2+3+4+5)	7	8	9	10	11=(7+8+9+10)	12	13	14	15	16=	17=(11+16)	18=(6+17)	19	20	21	22=(19+20+21)	23	24	25	26	27=(23+24+25+26)	28	
CASH DISBURSEMENTS	17,802,272.09	6,378,769.82	0.00	0.00	24,181,041.91	0.00	0.00	0.00	0.00	0.00	0.00	360,764.83	0.00	0.00	360,764.83	360,764.83	24,541,806.74	0.00	0.00	0.00	0.00	17,802,272.09	6,739,534.65	0.00	0.00	24,541,806.74		
Notice of Cash Allocation (NCA)	17,802,272.09	965,822.26	0.00	0.00	18,768,094.35	0.00	0.00	0.00	0.00	0.00	0.00	192,503.12	0.00	0.00	192,503.12	192,503.12	18,960,597.47	0.00	0.00	0.00	0.00	17,802,272.09	1,158,325.38	0.00	0.00	18,960,597.47		
MDS Checks Issued	0.00	0.00	0.00	0.00	0.00	0.00	0.00	0.00	0.00	0.00	0.00	0.00	0.00	0.00	0.00	0.00	0.00	0.00	0.00	0.00	0.00	0.00	0.00	0.00	0.00	0.00	0.00	
Advice to Debit Account	17,802,272.09	965,822.26	0.00	0.00	18,768,094.35	0.00	0.00	0.00	0.00	0.00	0.00	192,503.12	0.00	0.00	192,503.12	192,503.12	18,960,597.47	0.00	0.00	0.00	0.00	17,802,272.09	1,158,325.38	0.00	0.00	18,960,597.47		
Notice of Transfer Allocations (NTA)	0.00	5,412,947.56	0.00	0.00	5,412,947.56	0.00	0.00	0.00	0.00	0.00	0.00	168,261.71	0.00	0.00	168,261.71	168,261.71	5,581,209.27	0.00	0.00	0.00	0.00	0.00	5,581,209.27	0.00	0.00	5,581,209.27		
MDS Checks Issued	0.00	0.00	0.00	0.00	0.00	0.00	0.00	0.00	0.00	0.00	0.00	0.00	0.00	0.00	0.00	0.00	0.00	0.00	0.00	0.00	0.00	0.00	0.00	0.00	0.00	0.00	0.00	
Advice to Debit Account	0.00	5,412,947.56	0.00	0.00	5,412,947.56	0.00	0.00	0.00	0.00	0.00	0.00	168,261.71	0.00	0.00	168,261.71	168,261.71	5,581,209.27	0.00	0.00	0.00	0.00	0.00	5,581,209.27	0.00	0.00	5,581,209.27		
Working Fund for FAPs	0.00	0.00	0.00	0.00	0.00	0.00	0.00	0.00	0.00	0.00	0.00	0.00	0.00	0.00	0.00	0.00	0.00	0.00	0.00	0.00	0.00	0.00	0.00	0.00	0.00	0.00	0.00	
Cash Disbursement Ceiling (CDC)	0.00	0.00	0.00	0.00	0.00	0.00	0.00	0.00	0.00	0.00	0.00	0.00	0.00	0.00	0.00	0.00	0.00	0.00	0.00	0.00	0.00	0.00	0.00	0.00	0.00	0.00	0.00	
TOTAL CASH DISBURSEMENTS	17,802,272.09	6,378,769.82	0.00	0.00	24,181,041.91	0.00	0.00	0.00	0.00	0.00	0.00	360,764.83	0.00	0.00	360,764.83	360,764.83	24,541,806.74	0.00	0.00	0.00	0.00	17,802,272.09	6,739,534.65	0.00	0.00	24,541,806.74		
NON-CASH DISBURSEMENTS	1,632,046.57	190,850.13	0.00	0.00	1,822,896.70	0.00	0.00	0.00	0.00	0.00	0.00	16,518.75	0.00	0.00	16,518.75	16,518.75	1,839,415.45	0.00	0.00	0.00	0.00	1,632,046.57	207,368.88	0.00	0.00	1,839,415.45		
Tax Remittance Advices Issued (TRA)	1,632,046.57	190,850.13	0.00	0.00	1,822,896.70	0.00	0.00	0.00	0.00	0.00	0.00	16,518.75	0.00	0.00	16,518.75	16,518.75	1,839,415.45	0.00	0.00	0.00	0.00	1,632,046.57	207,368.88	0.00	0.00	1,839,415.45		
Non-Cash Availment Authority (NCAA)	0.00	0.00	0.00	0.00	0.00	0.00	0.00	0.00	0.00	0.00	0.00	0.00	0.00	0.00	0.00	0.00	0.00	0.00	0.00	0.00	0.00	0.00	0.00	0.00	0.00	0.00	0.00	
Disbursements effected through outright deductions from claims (please specify...)	0.00	0.00	0.00	0.00	0.00	0.00	0.00	0.00	0.00	0.00	0.00	0.00	0.00	0.00	0.00	0.00	0.00	0.00	0.00	0.00	0.00	0.00	0.00	0.00	0.00	0.00	0.00	
Overpayment of expenses(e.g. personnel benefits)	0.00	0.00	0.00	0.00	0.00	0.00	0.00	0.00	0.00	0.00	0.00	0.00	0.00	0.00	0.00	0.00	0.00	0.00	0.00	0.00	0.00	0.00	0.00	0.00	0.00	0.00	0.00	
Restitution for loss of government property	0.00	0.00	0.00	0.00	0.00	0.00	0.00	0.00	0.00	0.00	0.00	0.00	0.00	0.00	0.00	0.00	0.00	0.00	0.00	0.00	0.00	0.00	0.00	0.00	0.00	0.00	0.00	
Liquidated damages and similar claims	0.00	0.00	0.00	0.00	0.00	0.00	0.00	0.00	0.00	0.00	0.00	0.00	0.00	0.00	0.00	0.00	0.00	0.00	0.00	0.00	0.00	0.00	0.00	0.00	0.00	0.00	0.00	
Others(TEF, BTR-Documentary Stamp Tax, etc.)	0.00	0.00	0.00	0.00	0.00	0.00	0.00	0.00	0.00	0.00	0.00	0.00	0.00	0.00	0.00	0.00	0.00	0.00	0.00	0.00	0.00	0.00	0.00	0.00	0.00	0.00	0.00	
TOTAL NON-CASH DISBURSEMENTS	1,632,046.57	190,850.13	0.00	0.00	1,822,896.70	0.00	0.00	0.00	0.00	0.00	0.00	16,518.75	0.00	0.00	16,518.75	16,518.75	1,839,415.45	0.00	0.00	0.00	0.00	1,632,046.57	207,368.88	0.00	0.00	1,839,415.45		
GRAND TOTAL	19,434,318.66	6,569,619.95	0.00	0.00	26,003,938.61	0.00	0.00	0.00	0.00	0.00	0.00	377,283.58	0.00	0.00	377,283.58	377,283.58	26,381,222.19	0.00	0.00	0.00	0.00	19,434,318.66	6,946,903.53	0.00	0.00	26,381,222.19		

SUMMARY

Particulars (1)	Previous Report (2)	This Month (3)	As at Date (4)
Total Disbursement Authorities Received	210,991,451.80	24,424,248.45	235,415,700.25
NCA	154,717,964.00	19,401,000.00	174,118,964.00
NTA	42,436,426.49	3,183,833.00	45,620,259.49
Working Fund	0.00	0.00	0.00
TRA	13,837,061.31	1,839,415.45	15,676,476.76
CDC	0.00	0.00	0.00
NCAA	0.00	0.00	0.00
Less: Notice of Transfer of Allocations (NTA)* issued	0.00	0.00	0.00
Total Disbursement Authorities Available	210,991,451.80	24,424,248.45	235,415,700.25
Less:	0.00	0.00	0.00
Lapsed NCA	372,282.79	0.00	372,282.79
Disbursements	205,264,334.28	26,381,222.19	231,645,556.47
Less: Other Non-Cash Disbursements	0.00	0.00	0.00
Disbursements effected through outright deductions from claims	0.00	0.00	0.00
Overpayment of expenses(e.g. personnel benefits)	0.00	0.00	0.00
Restitution for loss of government property	0.00	0.00	0.00
Liquidated damages and similar claims	0.00	0.00	0.00
Others (e.g. TEF, BTR, Docs Stamp, etc.)	0.00	0.00	0.00
Add/Less: Adjustments (e.g. cancelled/staled checks)	0.00	0.00	0.00
Balance of Disbursement Authorities as at date	5,354,834.73	(1,956,973.74)	3,397,860.99
Total Disbursements Program	154,717,964.00	19,401,000.00	174,118,964.00
Less: *Actual Disbursements	205,264,334.28	26,381,222.19	231,645,556.47
(Over)/Under spending	(50,546,370.28)	(6,980,222.19)	(57,526,592.47)

Notes: * The use of NTA is discouraged
 Notes: ** Amounts should tally with the grand total disbursement (column 27).

Certified Correct:

CHRISTINE JOY F. CASUGA

Regional Accountant

Date:

Recommending Approval:

Engr. SHARWYN M. SANGEL

FAD CHIEF

Date:

Approved By:

JONATHAN PAUL M. LEUSEN, JR., CESO III

Regional Director

Date:

MONTHLY REPORT OF DISBURSEMENTS
For the month of July 2024

Department : Department of the Interior and Local Government (DILG)
 Agency/Entity : Office of the Secretary
 Operating Unit : Regional Office - I
 Organization Code : 14 001 0300001
 Fund Cluster : 01 - Regular Agency Fund
 (e.g. UACS Fund Cluster: 01-Regular Agency Fund, 02-Foreign Assisted Projects Fund, 03-Special Account-Locally Funded/Domestic Grants Fund, etc.)

Particulars	Current Year Budget					Prior Year's Budget											SUB-TOTAL	Trust Liabilities				Grand Total					Remarks	
	PS	MOOE	FinEx	CO	TOTAL	Prior Year's Accounts Payable					Current Year's Accounts Payable							PS	MOOE	CO	TOTAL	PS	MOOE	FinEx	CO	TOTAL		
						PS	MOOE	FinEx	CO	Sub-Total	PS	MOOE	FinEx	CO	Sub-Total	PS												MOOE
1	2	3	4	5	6=(2+3+4+5)	7	8	9	10	11=(7+8+9+10)	12	13	14	15	16=	17=(11+16)	18=(6+17)	19	20	21	22=(19+20+21)	23	24	25	26	27=(23+24+25+26)	28	
CASH DISBURSEMENTS	16,126,220.73	2,713,959.72	0.00	0.00	18,840,180.45	0.00	0.00	0.00	0.00	0.00	0.00	207,366.82	0.00	0.00	207,366.82	207,366.82	19,047,547.27	0.00	0.00	0.00	0.00	16,126,220.73	2,921,326.54	0.00	0.00	19,047,547.27		
Notice of Cash Allocation (NCA)	16,091,220.73	621,353.09	0.00	0.00	16,712,573.82	0.00	0.00	0.00	0.00	0.00	0.00	122,524.82	0.00	0.00	122,524.82	122,524.82	16,835,098.64	0.00	0.00	0.00	0.00	16,091,220.73	743,877.91	0.00	0.00	16,835,098.64		
MDS Checks Issued	0.00	0.00	0.00	0.00	0.00	0.00	0.00	0.00	0.00	0.00	0.00	0.00	0.00	0.00	0.00	0.00	0.00	0.00	0.00	0.00	0.00	0.00	0.00	0.00	0.00	0.00	0.00	
Advice to Debit Account	16,091,220.73	621,353.09	0.00	0.00	16,712,573.82	0.00	0.00	0.00	0.00	0.00	0.00	122,524.82	0.00	0.00	122,524.82	122,524.82	16,835,098.64	0.00	0.00	0.00	0.00	16,091,220.73	743,877.91	0.00	0.00	16,835,098.64		
Notice of Transfer Allocations (NTA)	35,000.00	2,092,606.63	0.00	0.00	2,127,606.63	0.00	0.00	0.00	0.00	0.00	0.00	84,842.00	0.00	0.00	84,842.00	84,842.00	2,212,448.63	0.00	0.00	0.00	0.00	35,000.00	2,177,448.63	0.00	0.00	2,212,448.63		
MDS Checks Issued	0.00	0.00	0.00	0.00	0.00	0.00	0.00	0.00	0.00	0.00	0.00	0.00	0.00	0.00	0.00	0.00	0.00	0.00	0.00	0.00	0.00	0.00	0.00	0.00	0.00	0.00	0.00	
Advice to Debit Account	35,000.00	2,092,606.63	0.00	0.00	2,127,606.63	0.00	0.00	0.00	0.00	0.00	0.00	84,842.00	0.00	0.00	84,842.00	84,842.00	2,212,448.63	0.00	0.00	0.00	0.00	35,000.00	2,177,448.63	0.00	0.00	2,212,448.63		
Working Fund for FAPs	0.00	0.00	0.00	0.00	0.00	0.00	0.00	0.00	0.00	0.00	0.00	0.00	0.00	0.00	0.00	0.00	0.00	0.00	0.00	0.00	0.00	0.00	0.00	0.00	0.00	0.00	0.00	
Cash Disbursement Ceiling (CDC)	0.00	0.00	0.00	0.00	0.00	0.00	0.00	0.00	0.00	0.00	0.00	0.00	0.00	0.00	0.00	0.00	0.00	0.00	0.00	0.00	0.00	0.00	0.00	0.00	0.00	0.00	0.00	
TOTAL CASH DISBURSEMENTS	16,126,220.73	2,713,959.72	0.00	0.00	18,840,180.45	0.00	0.00	0.00	0.00	0.00	0.00	207,366.82	0.00	0.00	207,366.82	207,366.82	19,047,547.27	0.00	0.00	0.00	0.00	16,126,220.73	2,921,326.54	0.00	0.00	19,047,547.27		
NON-CASH DISBURSEMENTS	1,614,572.52	54,964.22	0.00	0.00	1,669,536.74	0.00	0.00	0.00	0.00	0.00	0.00	7,145.18	0.00	0.00	7,145.18	7,145.18	1,676,681.92	0.00	0.00	0.00	0.00	1,614,572.52	62,109.40	0.00	0.00	1,676,681.92		
Tax Remittance Advices Issued (TRA)	1,614,572.52	54,964.22	0.00	0.00	1,669,536.74	0.00	0.00	0.00	0.00	0.00	0.00	7,145.18	0.00	0.00	7,145.18	7,145.18	1,676,681.92	0.00	0.00	0.00	0.00	1,614,572.52	62,109.40	0.00	0.00	1,676,681.92		
Non-Cash Availment Authority (NCAA)	0.00	0.00	0.00	0.00	0.00	0.00	0.00	0.00	0.00	0.00	0.00	0.00	0.00	0.00	0.00	0.00	0.00	0.00	0.00	0.00	0.00	0.00	0.00	0.00	0.00	0.00	0.00	
Disbursements effected through outright deductions from claims (please specify...)	0.00	0.00	0.00	0.00	0.00	0.00	0.00	0.00	0.00	0.00	0.00	0.00	0.00	0.00	0.00	0.00	0.00	0.00	0.00	0.00	0.00	0.00	0.00	0.00	0.00	0.00	0.00	
Overpayment of expenses(e.g. personnel benefits)	0.00	0.00	0.00	0.00	0.00	0.00	0.00	0.00	0.00	0.00	0.00	0.00	0.00	0.00	0.00	0.00	0.00	0.00	0.00	0.00	0.00	0.00	0.00	0.00	0.00	0.00	0.00	
Restitution for loss of government property	0.00	0.00	0.00	0.00	0.00	0.00	0.00	0.00	0.00	0.00	0.00	0.00	0.00	0.00	0.00	0.00	0.00	0.00	0.00	0.00	0.00	0.00	0.00	0.00	0.00	0.00	0.00	
Liquidated damages and similar claims	0.00	0.00	0.00	0.00	0.00	0.00	0.00	0.00	0.00	0.00	0.00	0.00	0.00	0.00	0.00	0.00	0.00	0.00	0.00	0.00	0.00	0.00	0.00	0.00	0.00	0.00	0.00	
Others(TEF, BTr-Documentary Stamp Tax, etc.)	0.00	0.00	0.00	0.00	0.00	0.00	0.00	0.00	0.00	0.00	0.00	0.00	0.00	0.00	0.00	0.00	0.00	0.00	0.00	0.00	0.00	0.00	0.00	0.00	0.00	0.00	0.00	
TOTAL NON-CASH DISBURSEMENTS	1,614,572.52	54,964.22	0.00	0.00	1,669,536.74	0.00	0.00	0.00	0.00	0.00	0.00	7,145.18	0.00	0.00	7,145.18	7,145.18	1,676,681.92	0.00	0.00	0.00	0.00	1,614,572.52	62,109.40	0.00	0.00	1,676,681.92		
GRAND TOTAL	17,740,793.25	2,768,923.94	0.00	0.00	20,509,717.19	0.00	0.00	0.00	0.00	0.00	0.00	214,512.00	0.00	0.00	214,512.00	214,512.00	20,724,229.19	0.00	0.00	0.00	0.00	17,740,793.25	2,983,435.94	0.00	0.00	20,724,229.19		

SUMMARY

Particulars (1)	Previous Report (2)	This Month (3)	As at Date (4)
Total Disbursement Authorities Received	184,912,387.88	26,079,063.92	210,991,451.80
NCA	135,316,964.00	19,401,000.00	154,717,964.00
NTA	37,435,044.49	5,001,382.00	42,436,426.49
Working Fund	0.00	0.00	0.00
TRA	12,160,379.39	1,676,681.92	13,837,061.31
CDC	0.00	0.00	0.00
NCAA	0.00	0.00	0.00
Less: Notice of Transfer of Allocations (NTA)* issued	0.00	0.00	0.00
Total Disbursement Authorities Available	184,912,387.88	26,079,063.92	210,991,451.80
Less:	0.00	0.00	0.00
Lapsed NCA	372,282.79	0.00	372,282.79
Disbursements	184,540,105.09	20,724,229.19	205,264,334.28
Less: Other Non-Cash Disbursements	0.00	0.00	0.00
Disbursements effected through outright deductions from claims	0.00	0.00	0.00
Overpayment of expenses(e.g. personnel benefits)	0.00	0.00	0.00
Restitution for loss of government property	0.00	0.00	0.00
Liquidated damages and similar claims	0.00	0.00	0.00
Others (e.g. TEF, BTr, Docs Stamp, etc.)	0.00	0.00	0.00
Add/Less: Adjustments (e.g. cancelled/staled checks)	0.00	0.00	0.00
Balance of Disbursement Authorities as at date	0.00	5,354,834.73	5,354,834.73
Total Disbursements Program	135,316,964.00	19,401,000.00	154,717,964.00
Less: *Actual Disbursements	184,540,105.09	20,724,229.19	205,264,334.28
(Over)/Under spending	(49,223,141.09)	(1,323,229.19)	(50,546,370.28)

Notes: * The use of NTA is discouraged
 Notes: ** Amounts should tally with the grand total disbursement (column 27).

Certified Correct

CHRISTINE JOY F. CASUGA

Regional Accountant

Date:

Recommending Approval:

Engr. SHARWYN M. SANGEL

FAD CHIEF

Date:

Approved By

JONATHAN PAUL M. LEUSEN, JR., CESO III

Regional Director

Date:

MONTHLY REPORT OF DISBURSEMENTS
For the month of June 2024

Department : Department of the Interior and Local Government (DILG)
 Agency/Entity : Office of the Secretary
 Operating Unit : Regional Office - I
 Organization Code (UACS) : 14 001 0300001
 Fund Cluster : 01 - Regular Agency Fund

Particulars	Current Year Budget					Prior Year's Budget											Current Year's Accounts Payable				Trust Liabilities				Grand Total					Remarks
	PS	MOOE	FinEx	CO	TOTAL	Prior Year's Accounts Payable					Current Year's Accounts Payable						PS	MOOE	CO	TOTAL	PS	MOOE	CO	TOTAL	PS	MOOE	FinEx	CO	TOTAL	
						PS	MOOE	FinEx	CO	Sub-Total	PS	MOOE	FinEx	CO	Sub-Total	TOTAL														
CASH DISBURSEMENTS	20,762,783.92	8,541,253.26	0.00	1,315,535.72	30,619,572.90	0.00	0.00	0.00	0.00	0.00	0.00	151,668.91	0.00	0.00	151,668.91	151,668.91	30,771,241.81	0.00	0.00	0.00	0.00	0.00	20,762,783.92	8,692,922.17	0.00	1,315,535.72	30,771,241.81			
Notice of Cash Allocation (NCA)	18,915,643.31	21,504.26	0.00	0.00	18,937,147.57	0.00	0.00	0.00	0.00	0.00	0.00	94,893.91	0.00	0.00	94,893.91	94,893.91	19,032,041.48	0.00	0.00	0.00	0.00	0.00	18,915,643.31	116,398.17	0.00	0.00	19,032,041.48			
MDS Checks Issued	0.00	0.00	0.00	0.00	0.00	0.00	0.00	0.00	0.00	0.00	0.00	0.00	0.00	0.00	0.00	0.00	0.00	0.00	0.00	0.00	0.00	0.00	0.00	0.00	0.00	0.00	0.00	0.00		
Advice to Debit Account	18,915,643.31	21,504.26	0.00	0.00	18,937,147.57	0.00	0.00	0.00	0.00	0.00	0.00	94,893.91	0.00	0.00	94,893.91	94,893.91	19,032,041.48	0.00	0.00	0.00	0.00	0.00	18,915,643.31	116,398.17	0.00	0.00	19,032,041.48			
Notice of Transfer Allocations (NTA)	1,847,140.61	8,519,749.00	0.00	1,315,535.72	11,682,425.33	0.00	0.00	0.00	0.00	0.00	0.00	56,775.00	0.00	0.00	56,775.00	56,775.00	11,739,200.33	0.00	0.00	0.00	0.00	0.00	1,847,140.61	8,576,524.00	0.00	1,315,535.72	11,739,200.33			
MDS Checks Issued	0.00	0.00	0.00	0.00	0.00	0.00	0.00	0.00	0.00	0.00	0.00	0.00	0.00	0.00	0.00	0.00	0.00	0.00	0.00	0.00	0.00	0.00	0.00	0.00	0.00	0.00	0.00	0.00		
Advice to Debit Account	1,847,140.61	8,519,749.00	0.00	1,315,535.72	11,682,425.33	0.00	0.00	0.00	0.00	0.00	0.00	56,775.00	0.00	0.00	56,775.00	56,775.00	11,739,200.33	0.00	0.00	0.00	0.00	0.00	1,847,140.61	8,576,524.00	0.00	1,315,535.72	11,739,200.33			
Working Fund for FAPs	0.00	0.00	0.00	0.00	0.00	0.00	0.00	0.00	0.00	0.00	0.00	0.00	0.00	0.00	0.00	0.00	0.00	0.00	0.00	0.00	0.00	0.00	0.00	0.00	0.00	0.00	0.00	0.00		
Cash Disbursement Ceiling (CDC)	0.00	0.00	0.00	0.00	0.00	0.00	0.00	0.00	0.00	0.00	0.00	0.00	0.00	0.00	0.00	0.00	0.00	0.00	0.00	0.00	0.00	0.00	0.00	0.00	0.00	0.00	0.00	0.00		
TOTAL CASH DISBURSEMENTS	20,762,783.92	8,541,253.26	0.00	1,315,535.72	30,619,572.90	0.00	0.00	0.00	0.00	0.00	0.00	151,668.91	0.00	0.00	151,668.91	151,668.91	30,771,241.81	0.00	0.00	0.00	0.00	0.00	20,762,783.92	8,692,922.17	0.00	1,315,535.72	30,771,241.81			
NON-CASH DISBURSEMENTS	1,602,664.50	203,173.18	0.00	74,464.28	1,880,301.96	0.00	0.00	0.00	0.00	0.00	0.00	6,591.09	0.00	0.00	6,591.09	6,591.09	1,886,893.05	0.00	0.00	0.00	0.00	0.00	1,602,664.50	209,764.27	0.00	74,464.28	1,886,893.05			
Tax Remittance Advices Issued (TRA)	1,602,664.50	203,173.18	0.00	74,464.28	1,880,301.96	0.00	0.00	0.00	0.00	0.00	0.00	6,591.09	0.00	0.00	6,591.09	6,591.09	1,886,893.05	0.00	0.00	0.00	0.00	0.00	1,602,664.50	209,764.27	0.00	74,464.28	1,886,893.05			
Non-Cash Availment Authority (NCAA)	0.00	0.00	0.00	0.00	0.00	0.00	0.00	0.00	0.00	0.00	0.00	0.00	0.00	0.00	0.00	0.00	0.00	0.00	0.00	0.00	0.00	0.00	0.00	0.00	0.00	0.00	0.00	0.00		
Disbursements effected through outright deductions from claims (please specify...)	0.00	0.00	0.00	0.00	0.00	0.00	0.00	0.00	0.00	0.00	0.00	0.00	0.00	0.00	0.00	0.00	0.00	0.00	0.00	0.00	0.00	0.00	0.00	0.00	0.00	0.00	0.00	0.00		
Overpayment of expenses(e.g. personnel benefits)	0.00	0.00	0.00	0.00	0.00	0.00	0.00	0.00	0.00	0.00	0.00	0.00	0.00	0.00	0.00	0.00	0.00	0.00	0.00	0.00	0.00	0.00	0.00	0.00	0.00	0.00	0.00	0.00		
Restitution for loss of government property	0.00	0.00	0.00	0.00	0.00	0.00	0.00	0.00	0.00	0.00	0.00	0.00	0.00	0.00	0.00	0.00	0.00	0.00	0.00	0.00	0.00	0.00	0.00	0.00	0.00	0.00	0.00	0.00		
Liquidated damages and similar claims	0.00	0.00	0.00	0.00	0.00	0.00	0.00	0.00	0.00	0.00	0.00	0.00	0.00	0.00	0.00	0.00	0.00	0.00	0.00	0.00	0.00	0.00	0.00	0.00	0.00	0.00	0.00	0.00		
Others(TEF, BTr-Documentary Stamp Tax, etc.)	0.00	0.00	0.00	0.00	0.00	0.00	0.00	0.00	0.00	0.00	0.00	0.00	0.00	0.00	0.00	0.00	0.00	0.00	0.00	0.00	0.00	0.00	0.00	0.00	0.00	0.00	0.00	0.00		
TOTAL NON-CASH DISBURSEMENTS	1,602,664.50	203,173.18	0.00	74,464.28	1,880,301.96	0.00	0.00	0.00	0.00	0.00	0.00	6,591.09	0.00	0.00	6,591.09	6,591.09	1,886,893.05	0.00	0.00	0.00	0.00	0.00	1,602,664.50	209,764.27	0.00	74,464.28	1,886,893.05			
GRAND TOTAL	22,365,448.42	8,744,426.44	0.00	1,390,000.00	32,499,874.86	0.00	0.00	0.00	0.00	0.00	0.00	158,260.00	0.00	0.00	158,260.00	158,260.00	32,658,134.86	0.00	0.00	0.00	0.00	0.00	22,365,448.42	8,902,686.44	0.00	1,390,000.00	32,658,134.86			

SUMMARY

Particulars (1)	Previous Report (2)	This Month (3)	As at Date (4)
Total Disbursement Authorities Received	158,652,833.83	26,259,554.05	184,912,387.88
NCA	115,912,964.00	19,404,000.00	135,316,964.00
NTA	32,466,383.49	4,968,661.00	37,435,044.49
Working Fund		0.00	0.00
TRA	10,273,486.34	1,886,893.05	12,160,379.39
CDC	0.00	0.00	0.00
NCAA	0.00	0.00	0.00
Less: Notice of Transfer of Allocations (NTA)* issued	0.00	0.00	0.00
Total Disbursement Authorities Available	158,652,833.83	26,259,554.05	184,912,387.88
Less:	0.00	0.00	0.00
Lapsed NCA	324.27	371,958.52	372,282.79
Disbursements	151,881,970.23	32,658,134.86	184,540,105.09
Less: Other Non-Cash Disbursements	0.00	0.00	0.00
Disbursements effected through outright deductions from claims	0.00	0.00	0.00
Overpayment of expenses(e.g. personnel benefits)	0.00	0.00	0.00
Restitution for loss of government property	0.00	0.00	0.00
Liquidated damages and similar claims	0.00	0.00	0.00
Others (e.g. TEF, BTr, Docs Stamp, etc.)	0.00	0.00	0.00
Add/Less: Adjustments (e.g. cancelled/staled checks)	0.00	0.00	0.00
Balance of Disbursement Authorities as at date	6,770,539.33	(6,770,539.33)	0.00
Total Disbursements Program	115,912,964.00	19,404,000.00	135,316,964.00
Less: *Actual Disbursements	151,881,970.23	32,658,134.86	184,540,105.09
(Over)/Under spending	(35,969,006.23)	(13,254,134.86)	(49,223,141.09)

Notes: * The use of NTA is discouraged
 Notes: ** Amounts should tally with the grand total disbursement (column 27).

Certified Correct

CHRISTINE JOY F. CASUGA
Regional Accountant
Date:

Recommending Approval:

Engr. SHARWYN M. SANGEL
FAD CHIEF
Date:

Approved By:

JONATHAN PAUL M. LEUSEN, JR., CESO III
Regional Director
Date:

MONTHLY REPORT OF DISBURSEMENTS

For the month of May 2024

Department : Department of the Interior and Local Government (DILG)
 Agency/Entity : Office of the Secretary
 Operating Unit : Regional Office - I
 Organization Code (UACS) : 14 001 0300001
 Fund Cluster : 01 - Regular Agency Fund


Particulars	Current Year Budget					Prior Year's Budget											Trust Liabilities				Grand Total					Remarks	
	PS	MOOE	FinEx	CO	TOTAL	Prior Year's Accounts Payable					Current Year's Accounts Payable						SUB-TOTAL	PS	MOOE	CO	TOTAL	PS	MOOE	FinEx	CO		TOTAL
						PS	MOOE	FinEx	CO	Sub-Total	PS	MOOE	FinEx	CO	Sub-Total	PS											
1	2	3	4	5	6=(2+3+4+5)	7	8	9	10	11=(7+8+9+10)	12	13	14	15	16=(12+13+14+15)	17=(11+16)	18=(6+17)	19	20	21	22=(19+20+21)	23	24	25	26	27=(23+24+25+26)	28
CASH DISBURSEMENTS	38,892,687.56	5,732,664.18	0.00	0.00	44,625,351.74	0.00	0.00	0.00	0.00	0.00	0.00	315,709.05	0.00	33,019.95	348,729.00	348,729.00	44,974,080.74	0.00	0.00	0.00	0.00	38,892,687.56	6,048,373.23	0.00	33,019.95	44,974,080.74	
Notice of Cash Allocation (NCA)	34,148,945.37	1,038,110.58	0.00	0.00	35,187,055.95	0.00	0.00	0.00	0.00	0.00	0.00	205,944.05	0.00	205,944.05	205,944.05	35,393,000.00	0.00	0.00	0.00	0.00	34,148,945.37	1,244,054.63	0.00	0.00	35,393,000.00		
MDS Checks Issued	0.00	0.00	0.00	0.00	0.00	0.00	0.00	0.00	0.00	0.00	0.00	0.00	0.00	0.00	0.00	0.00	0.00	0.00	0.00	0.00	0.00	0.00	0.00	0.00	0.00	0.00	0.00
Advice to Debit Account	34,148,945.37	1,038,110.58	0.00	0.00	35,187,055.95	0.00	0.00	0.00	0.00	0.00	0.00	205,944.05	0.00	205,944.05	205,944.05	35,393,000.00	0.00	0.00	0.00	0.00	34,148,945.37	1,244,054.63	0.00	0.00	35,393,000.00		
Notice of Transfer Allocations (NTA)	4,743,742.19	4,694,553.60	0.00	0.00	9,438,295.79	0.00	0.00	0.00	0.00	0.00	0.00	109,765.00	0.00	33,019.95	142,784.95	142,784.95	9,581,080.74	0.00	0.00	0.00	0.00	4,743,742.19	4,804,318.60	0.00	33,019.95	9,581,080.74	
MDS Checks Issued	0.00	0.00	0.00	0.00	0.00	0.00	0.00	0.00	0.00	0.00	0.00	0.00	0.00	0.00	0.00	0.00	0.00	0.00	0.00	0.00	0.00	0.00	0.00	0.00	0.00	0.00	0.00
Advice to Debit Account	4,743,742.19	4,694,553.60	0.00	0.00	9,438,295.79	0.00	0.00	0.00	0.00	0.00	0.00	109,765.00	0.00	33,019.95	142,784.95	142,784.95	9,581,080.74	0.00	0.00	0.00	0.00	4,743,742.19	4,804,318.60	0.00	33,019.95	9,581,080.74	
Working Fund for FAPs	0.00	0.00	0.00	0.00	0.00	0.00	0.00	0.00	0.00	0.00	0.00	0.00	0.00	0.00	0.00	0.00	0.00	0.00	0.00	0.00	0.00	0.00	0.00	0.00	0.00	0.00	0.00
Cash Disbursement Ceiling (CDC)	0.00	0.00	0.00	0.00	0.00	0.00	0.00	0.00	0.00	0.00	0.00	0.00	0.00	0.00	0.00	0.00	0.00	0.00	0.00	0.00	0.00	0.00	0.00	0.00	0.00	0.00	0.00
TOTAL CASH DISBURSEMENTS	38,892,687.56	5,732,664.18	0.00	0.00	44,625,351.74	0.00	0.00	0.00	0.00	0.00	0.00	315,709.05	0.00	33,019.95	348,729.00	348,729.00	44,974,080.74	0.00	0.00	0.00	0.00	38,892,687.56	6,048,373.23	0.00	33,019.95	44,974,080.74	
NON-CASH DISBURSEMENTS	3,456,952.32	98,234.27	0.00	0.00	3,555,186.59	0.00	0.00	0.00	0.00	0.00	0.00	12,629.24	0.00	1,869.05	14,498.29	14,498.29	3,569,684.88	0.00	0.00	0.00	0.00	3,456,952.32	110,863.51	0.00	1,869.05	3,569,684.88	
Tax Remittance Advices Issued (TRA)	3,456,952.32	98,234.27	0.00	0.00	3,555,186.59	0.00	0.00	0.00	0.00	0.00	0.00	12,629.24	0.00	1,869.05	14,498.29	14,498.29	3,569,684.88	0.00	0.00	0.00	0.00	3,456,952.32	110,863.51	0.00	1,869.05	3,569,684.88	
Non-Cash Availment Authority (NCAA)	0.00	0.00	0.00	0.00	0.00	0.00	0.00	0.00	0.00	0.00	0.00	0.00	0.00	0.00	0.00	0.00	0.00	0.00	0.00	0.00	0.00	0.00	0.00	0.00	0.00	0.00	0.00
Disbursements effected through outright deductions from claims (please specify...)	0.00	0.00	0.00	0.00	0.00	0.00	0.00	0.00	0.00	0.00	0.00	0.00	0.00	0.00	0.00	0.00	0.00	0.00	0.00	0.00	0.00	0.00	0.00	0.00	0.00	0.00	0.00
Overpayment of expenses(e.g. personnel benefits)	0.00	0.00	0.00	0.00	0.00	0.00	0.00	0.00	0.00	0.00	0.00	0.00	0.00	0.00	0.00	0.00	0.00	0.00	0.00	0.00	0.00	0.00	0.00	0.00	0.00	0.00	0.00
Restitution for loss of government property	0.00	0.00	0.00	0.00	0.00	0.00	0.00	0.00	0.00	0.00	0.00	0.00	0.00	0.00	0.00	0.00	0.00	0.00	0.00	0.00	0.00	0.00	0.00	0.00	0.00	0.00	0.00
Liquidated damages and similar claims	0.00	0.00	0.00	0.00	0.00	0.00	0.00	0.00	0.00	0.00	0.00	0.00	0.00	0.00	0.00	0.00	0.00	0.00	0.00	0.00	0.00	0.00	0.00	0.00	0.00	0.00	0.00
Others(TEF, BTr-Documentary Stamp Tax, etc.)	0.00	0.00	0.00	0.00	0.00	0.00	0.00	0.00	0.00	0.00	0.00	0.00	0.00	0.00	0.00	0.00	0.00	0.00	0.00	0.00	0.00	0.00	0.00	0.00	0.00	0.00	0.00
TOTAL NON-CASH DISBURSEMENTS	3,456,952.32	98,234.27	0.00	0.00	3,555,186.59	0.00	0.00	0.00	0.00	0.00	0.00	12,629.24	0.00	1,869.05	14,498.29	14,498.29	3,569,684.88	0.00	0.00	0.00	0.00	3,456,952.32	110,863.51	0.00	1,869.05	3,569,684.88	
GRAND TOTAL	42,349,639.88	5,830,898.45	0.00	0.00	48,180,538.33	0.00	0.00	0.00	0.00	0.00	0.00	328,338.29	0.00	34,889.00	363,227.29	363,227.29	48,543,765.62	0.00	0.00	0.00	0.00	42,349,639.88	6,159,236.74	0.00	34,889.00	48,543,765.62	

SUMMARY


Particulars	Previous Report	This Month	As at Date
(1)	(2)	(3)	(4)
Total Disbursement Authorities Received	116,197,837.95	42,454,995.88	158,652,833.83
NCA	80,519,964.00	35,393,000.00	115,912,964.00
NTA	28,974,072.49	3,492,311.00	32,466,383.49
Working Fund	0.00	0.00	0.00
TRA	6,703,801.46	3,569,684.88	10,273,486.34
CDC	0.00	0.00	0.00
NCAA	0.00	0.00	0.00
Less: Notice of Transfer of Allocations (NTA)* issued	0.00	0.00	0.00
Total Disbursement Authorities Available	116,197,837.95	42,454,995.88	158,652,833.83
Less:	0.00	0.00	0.00
Lapsed NCA	324.27	0.00	324.27
Disbursements	103,338,204.61	48,543,765.62	151,881,970.23
Less: Other Non-Cash Disbursements	0.00	0.00	0.00
Disbursements effected through outright deductions from claims	0.00	0.00	0.00
Overpayment of expenses(e.g. personnel benefits)	0.00	0.00	0.00
Restitution for loss of government property	0.00	0.00	0.00
Liquidated damages and similar claims	0.00	0.00	0.00
Others (e.g. TEF, BTr, Docs Stamp, etc.)	0.00	0.00	0.00
Add/Less: Adjustments (e.g. cancelled/staled checks)	0.00	0.00	0.00
Balance of Disbursement Authorities as at date	12,859,309.07	(6,088,769.74)	6,770,539.33
Total Disbursements Program	80,519,964.00	35,393,000.00	115,912,964.00
Less: *Actual Disbursements	103,338,204.61	48,543,765.62	151,881,970.23
(Over)/Under spending	(22,818,240.61)	(13,150,765.62)	(35,969,006.23)

Notes: * The use of NTA is discouraged
 Notes: ** Amounts should tally with the grand total disbursement (column 27).


Certified Correct:


CHRISTINE JOY F. CASUGA
 Regional Accountant
 Date:

Recommending Approval:


Engr. SHARWIN M. SANGEL
 FAD CHIEF
 Date:

Approved By:


JONATHAN PAUL M. LEUSEN, JR., CESO III
 Regional Director
 Date:

MONTHLY REPORT OF DISBURSEMENTS
For the month of April 2024

Department : Department of the Interior and Local Government (DILG)
 Agency/Entity : Office of the Secretary
 Operating Unit : Regional Office - I
 Organization Code (UACS) : 14 001 0360001
 Fund Cluster : 01 - Regular Agency Fund


Particulars	Current Year Budget					Prior Year's Budget										Current Year's Accounts Payable				Prior Year's Accounts Payable				SUB-TOTAL				Trust Liabilities				Grand Total				Remarks
	PS	MOOE	FinEx	CO	TOTAL	PS	MOOE	FinEx	CO	Sub-Total	PS	MOOE	FinEx	CO	Sub-Total	TOTAL	SUB-TOTAL	PS	MOOE	CO	TOTAL	PS	MOOE	FinEx	CO	TOTAL										
	1	2	3	4	5	6=(2+3+4+5)	7	8	9	10	11=(7+8+9+10)	12	13	14	15	16=(12+13+14+15)	17=(11+16)	18=(6+17)	19	20	21	22=(19+20+21)	23	24	25	26	27=(23+24+25+26)	28								
CASH DISBURSEMENTS	19,824,222.23	7,125,188.54	0.00	0.00	26,949,410.77	0.00	0.00	0.00	0.00	0.00	0.00	0.00	258,106.95	0.00	#####	271,915.34	271,915.34	27,221,326.11	0.00	0.00	0.00	0.00	19,824,222.23	7,383,295.49	0.00	13,808.39	27,221,326.11									
Notice of Cash Allocation (NCA)	18,203,037.11	1,009,145.71	0.00	0.00	19,212,182.82	0.00	0.00	0.00	0.00	0.00	0.00	0.00	175,008.79	0.00	#####	188,817.18	188,817.18	19,401,000.00	0.00	0.00	0.00	0.00	18,203,037.11	1,184,154.50	0.00	13,808.39	19,401,000.00									
MDS Checks Issued	0.00	0.00	0.00	0.00	0.00	0.00	0.00	0.00	0.00	0.00	0.00	0.00	0.00	0.00	0.00	0.00	0.00	0.00	0.00	0.00	0.00	0.00	0.00	0.00	0.00	0.00	0.00	0.00								
Advice to Debit Account	18,203,037.11	1,009,145.71	0.00	0.00	19,212,182.82	0.00	0.00	0.00	0.00	0.00	0.00	0.00	175,008.79	0.00	#####	188,817.18	188,817.18	19,401,000.00	0.00	0.00	0.00	0.00	18,203,037.11	1,184,154.50	0.00	13,808.39	19,401,000.00									
Notice of Transfer Allocations (NTA)	1,621,185.12	6,116,042.83	0.00	0.00	7,737,227.95	0.00	0.00	0.00	0.00	0.00	0.00	0.00	83,098.16	0.00	0.00	83,098.16	83,098.16	7,820,326.11	0.00	0.00	0.00	0.00	1,621,185.12	6,199,140.99	0.00	0.00	7,820,326.11									
MDS Checks Issued	0.00	0.00	0.00	0.00	0.00	0.00	0.00	0.00	0.00	0.00	0.00	0.00	0.00	0.00	0.00	0.00	0.00	0.00	0.00	0.00	0.00	0.00	0.00	0.00	0.00	0.00	0.00	0.00								
Advice to Debit Account	1,621,185.12	6,116,042.83	0.00	0.00	7,737,227.95	0.00	0.00	0.00	0.00	0.00	0.00	0.00	83,098.16	0.00	0.00	83,098.16	83,098.16	7,820,326.11	0.00	0.00	0.00	0.00	1,621,185.12	6,199,140.99	0.00	0.00	7,820,326.11									
Working Fund for FAPs	0.00	0.00	0.00	0.00	0.00	0.00	0.00	0.00	0.00	0.00	0.00	0.00	0.00	0.00	0.00	0.00	0.00	0.00	0.00	0.00	0.00	0.00	0.00	0.00	0.00	0.00	0.00	0.00								
Cash Disbursement Ceiling (CDC)	0.00	0.00	0.00	0.00	0.00	0.00	0.00	0.00	0.00	0.00	0.00	0.00	0.00	0.00	0.00	0.00	0.00	0.00	0.00	0.00	0.00	0.00	0.00	0.00	0.00	0.00	0.00	0.00								
TOTAL CASH DISBURSEMENTS	19,824,222.23	7,125,188.54	0.00	0.00	26,949,410.77	0.00	0.00	0.00	0.00	0.00	0.00	0.00	258,106.95	0.00	#####	271,915.34	271,915.34	27,221,326.11	0.00	0.00	0.00	0.00	19,824,222.23	7,383,295.49	0.00	13,808.39	27,221,326.11									
NON-CASH DISBURSEMENTS	1,643,183.20	108,386.75	0.00	0.00	1,751,569.95	0.00	0.00	0.00	0.00	0.00	0.00	0.00	10,774.60	0.00	781.61	11,556.21	11,556.21	1,763,126.16	0.00	0.00	0.00	0.00	1,643,183.20	119,161.35	0.00	781.61	1,763,126.16									
Tax Remittance Advances Issued (TRA)	1,643,183.20	108,386.75	0.00	0.00	1,751,569.95	0.00	0.00	0.00	0.00	0.00	0.00	0.00	10,774.60	0.00	781.61	11,556.21	11,556.21	1,763,126.16	0.00	0.00	0.00	0.00	1,643,183.20	119,161.35	0.00	781.61	1,763,126.16									
Non-Cash Availment Authority (NCAA)	0.00	0.00	0.00	0.00	0.00	0.00	0.00	0.00	0.00	0.00	0.00	0.00	0.00	0.00	0.00	0.00	0.00	0.00	0.00	0.00	0.00	0.00	0.00	0.00	0.00	0.00	0.00	0.00								
Disbursements effected through outright deductions from claims (please specify...)	0.00	0.00	0.00	0.00	0.00	0.00	0.00	0.00	0.00	0.00	0.00	0.00	0.00	0.00	0.00	0.00	0.00	0.00	0.00	0.00	0.00	0.00	0.00	0.00	0.00	0.00	0.00	0.00								
Overpayment of expenses(e.g. personnel benefits)	0.00	0.00	0.00	0.00	0.00	0.00	0.00	0.00	0.00	0.00	0.00	0.00	0.00	0.00	0.00	0.00	0.00	0.00	0.00	0.00	0.00	0.00	0.00	0.00	0.00	0.00	0.00	0.00								
Restitution for loss of government property	0.00	0.00	0.00	0.00	0.00	0.00	0.00	0.00	0.00	0.00	0.00	0.00	0.00	0.00	0.00	0.00	0.00	0.00	0.00	0.00	0.00	0.00	0.00	0.00	0.00	0.00	0.00	0.00								
Liquidated damages and similar claims	0.00	0.00	0.00	0.00	0.00	0.00	0.00	0.00	0.00	0.00	0.00	0.00	0.00	0.00	0.00	0.00	0.00	0.00	0.00	0.00	0.00	0.00	0.00	0.00	0.00	0.00	0.00	0.00								
Others(TEF, BTR-Documentary Stamp Tax, etc.)	0.00	0.00	0.00	0.00	0.00	0.00	0.00	0.00	0.00	0.00	0.00	0.00	0.00	0.00	0.00	0.00	0.00	0.00	0.00	0.00	0.00	0.00	0.00	0.00	0.00	0.00	0.00	0.00								
TOTAL NON-CASH DISBURSEMENTS	1,643,183.20	108,386.75	0.00	0.00	1,751,569.95	0.00	0.00	0.00	0.00	0.00	0.00	0.00	10,774.60	0.00	781.61	11,556.21	11,556.21	1,763,126.16	0.00	0.00	0.00	0.00	1,643,183.20	119,161.35	0.00	781.61	1,763,126.16									
GRAND TOTAL	21,467,405.43	7,233,575.29	0.00	0.00	28,700,980.72	0.00	0.00	0.00	0.00	0.00	0.00	0.00	268,881.55	0.00	#####	283,471.55	283,471.55	28,984,452.27	0.00	0.00	0.00	0.00	21,467,405.43	7,502,456.84	0.00	14,590.00	28,984,452.27									

SUMMARY

	Particulars (1)	Previous Report (2)	This Month (3)	As at Date (4)
Total Disbursement Authorities Received		74,354,076.61	41,843,761.34	116,197,837.95
NCA		61,118,984.00	19,401,000.00	80,519,984.00
NTA		8,294,437.31	20,679,635.18	28,974,072.49
Working Fund		0.00	0.00	0.00
TRA		4,940,675.30	1,763,126.16	6,703,801.46
CDC		0.00	0.00	0.00
NCAA		0.00	0.00	0.00
Less: Notice of Transfer of Allocations (NTA)* issued		0.00	0.00	0.00
Total Disbursement Authorities Available		74,354,076.61	41,843,761.34	116,197,837.95
Less:		0.00	0.00	0.00
Lapsed NCA		0.00	0.00	0.00
Disbursements		74,353,752.34	28,984,452.27	103,338,204.61
Less: Other Non-Cash Disbursements		0.00	0.00	0.00
Disbursements effected through outright deductions from claims		0.00	0.00	0.00
Overpayment of expenses(e.g. personnel benefits)		0.00	0.00	0.00
Restitution for loss of government property		0.00	0.00	0.00
Liquidated damages and similar claims		0.00	0.00	0.00
Others (e.g. TEF, BTR, Docs Stamp, etc.)		0.00	0.00	0.00
Add/Less: Adjustments (e.g. cancelled/staled checks)		0.00	0.00	0.00
Balance of Disbursement Authorities as at date		324.27	12,859,309.07	12,859,633.34
Total Disbursements Program		61,118,984.00	19,401,000.00	80,519,984.00
Less: *Actual Disbursements		74,353,752.34	28,984,452.27	103,338,204.61
(Over)/Under spending		(13,234,788.34)	(9,583,452.27)	(22,818,240.61)

Notes: * The use of NTA is discouraged
 Notes: ** Amounts should tally with the grand total disbursement (column 27).

Certified Correct:


CHRISTINE JOY F. CASUGA
 Regional Accountant
 Date:

Recommending Approval:


Engr. SHARWYN M. SANGEL
 FAD CHIEF
 Date:

Approved By:


JONATHAN PAUL M. LEUSEN, JR., CESO III
 Regional Director
 Date:

MONTHLY REPORT OF DISBURSEMENTS
For the month of March 2024

Department : Department of the Interior and Local Government (DILG)
 Agency/Entity : Office of the Secretary
 Operating Unit : Regional Office - I
 Organization Code (UAACS) : 14 001 0300001
 Fund Cluster : 01 - Regular Agency Fund

Particulars	Current Year Budget					Prior Year's Accounts Payable										Current Year's Accounts Payable					Trust Liabilities				Grand Total					Remarks
	PS	MOOE	FinEx	CO	TOTAL	Prior Year's Accounts Payable					Current Year's Accounts Payable					TOTAL	SUB-TOTAL				Grand Total									
	7	8	9	10	11=(7+8+9+10)	12	13	14	15	16=(12+13+14+15)	17=(11+16)	18=(6+17)	19	20	21	22=(19+20+21)	23	24	25	26	27=(23+24+25+26)	28								
CASH DISBURSEMENTS	20,541,397.71	3,855,463.56	0.00	0.00	24,396,861.27	19,236.29	146,062.50	0.00	9,129.19	174,427.98	0.00	266,212.22	0.00	0.00	266,212.22	440,640.20	24,837,501.47	0.00	0.00	0.00	0.00	20,560,634.00	4,267,738.28	0.00	9,129.19	24,837,501.47				
Notice of Cash Allocation (NCA)	19,230,247.75	0.00	0.00	0.00	19,230,247.75	19,236.29	146,062.50	0.00	9,129.19	174,427.98	0.00	0.00	0.00	0.00	0.00	174,427.98	19,404,675.73	0.00	0.00	0.00	0.00	19,249,484.04	146,062.50	0.00	9,129.19	19,404,675.73				
MDS Checks Issued	0.00	0.00	0.00	0.00	0.00	0.00	0.00	0.00	0.00	0.00	0.00	0.00	0.00	0.00	0.00	0.00	0.00	0.00	0.00	0.00	0.00	0.00	0.00	0.00	0.00	0.00	0.00			
Advice to Debit Account	19,230,247.75	0.00	0.00	0.00	19,230,247.75	19,236.29	146,062.50	0.00	9,129.19	174,427.98	0.00	0.00	0.00	0.00	0.00	174,427.98	19,404,675.73	0.00	0.00	0.00	0.00	19,249,484.04	146,062.50	0.00	9,129.19	19,404,675.73				
Notice of Transfer Allocations (NTA)	1,311,149.96	3,855,463.56	0.00	0.00	5,166,613.52	0.00	0.00	0.00	0.00	0.00	0.00	266,212.22	0.00	0.00	266,212.22	266,212.22	5,432,825.74	0.00	0.00	0.00	0.00	1,311,149.96	4,121,675.78	0.00	0.00	5,432,825.74				
MDS Checks Issued	0.00	0.00	0.00	0.00	0.00	0.00	0.00	0.00	0.00	0.00	0.00	0.00	0.00	0.00	0.00	0.00	0.00	0.00	0.00	0.00	0.00	0.00	0.00	0.00	0.00	0.00	0.00			
Advice to Debit Account	1,311,149.96	3,855,463.56	0.00	0.00	5,166,613.52	0.00	0.00	0.00	0.00	0.00	0.00	266,212.22	0.00	0.00	266,212.22	266,212.22	5,432,825.74	0.00	0.00	0.00	0.00	1,311,149.96	4,121,675.78	0.00	0.00	5,432,825.74				
Working Fund for FAPs	0.00	0.00	0.00	0.00	0.00	0.00	0.00	0.00	0.00	0.00	0.00	0.00	0.00	0.00	0.00	0.00	0.00	0.00	0.00	0.00	0.00	0.00	0.00	0.00	0.00	0.00	0.00			
Cash Disbursement Ceiling (CDC)	0.00	0.00	0.00	0.00	0.00	0.00	0.00	0.00	0.00	0.00	0.00	0.00	0.00	0.00	0.00	0.00	0.00	0.00	0.00	0.00	0.00	0.00	0.00	0.00	0.00	0.00	0.00			
TOTAL CASH DISBURSEMENTS	20,541,397.71	3,855,463.56	0.00	0.00	24,396,861.27	19,236.29	146,062.50	0.00	9,129.19	174,427.98	0.00	266,212.22	0.00	0.00	266,212.22	440,640.20	24,837,501.47	0.00	0.00	0.00	0.00	20,560,634.00	4,267,738.28	0.00	9,129.19	24,837,501.47				
NON-CASH DISBURSEMENTS	1,629,925.62	37,877.55	0.00	0.00	1,667,803.17	0.00	9,737.50	0.00	0.00	9,737.50	0.00	8,417.00	0.00	0.00	8,417.00	18,154.50	1,685,957.67	0.00	0.00	0.00	0.00	1,629,925.62	56,032.05	0.00	0.00	1,685,957.67				
Tax Remittance Advices Issued (TRA)	1,629,925.62	37,877.55	0.00	0.00	1,667,803.17	0.00	9,737.50	0.00	0.00	9,737.50	0.00	8,417.00	0.00	0.00	8,417.00	18,154.50	1,685,957.67	0.00	0.00	0.00	0.00	1,629,925.62	56,032.05	0.00	0.00	1,685,957.67				
Non-Cash Availment Authority (NCAA)	0.00	0.00	0.00	0.00	0.00	0.00	0.00	0.00	0.00	0.00	0.00	0.00	0.00	0.00	0.00	0.00	0.00	0.00	0.00	0.00	0.00	0.00	0.00	0.00	0.00	0.00	0.00			
Disbursements effected through outright deductions from claims (please specify...)	0.00	0.00	0.00	0.00	0.00	0.00	0.00	0.00	0.00	0.00	0.00	0.00	0.00	0.00	0.00	0.00	0.00	0.00	0.00	0.00	0.00	0.00	0.00	0.00	0.00	0.00	0.00			
Overpayment of expenses(e.g. personnel benefits)	0.00	0.00	0.00	0.00	0.00	0.00	0.00	0.00	0.00	0.00	0.00	0.00	0.00	0.00	0.00	0.00	0.00	0.00	0.00	0.00	0.00	0.00	0.00	0.00	0.00	0.00	0.00			
Restitution for loss of government property	0.00	0.00	0.00	0.00	0.00	0.00	0.00	0.00	0.00	0.00	0.00	0.00	0.00	0.00	0.00	0.00	0.00	0.00	0.00	0.00	0.00	0.00	0.00	0.00	0.00	0.00	0.00			
Liquidated damages and similar claims	0.00	0.00	0.00	0.00	0.00	0.00	0.00	0.00	0.00	0.00	0.00	0.00	0.00	0.00	0.00	0.00	0.00	0.00	0.00	0.00	0.00	0.00	0.00	0.00	0.00	0.00	0.00			
Others(TEF, BTr, Documentary Stamp Tax, etc.)	0.00	0.00	0.00	0.00	0.00	0.00	0.00	0.00	0.00	0.00	0.00	0.00	0.00	0.00	0.00	0.00	0.00	0.00	0.00	0.00	0.00	0.00	0.00	0.00	0.00	0.00	0.00			
TOTAL NON-CASH DISBURSEMENTS	1,629,925.62	37,877.55	0.00	0.00	1,667,803.17	0.00	9,737.50	0.00	0.00	9,737.50	0.00	8,417.00	0.00	0.00	8,417.00	18,154.50	1,685,957.67	0.00	0.00	0.00	0.00	1,629,925.62	56,032.05	0.00	0.00	1,685,957.67				
GRAND TOTAL	22,171,323.33	3,893,341.11	0.00	0.00	26,064,664.44	19,236.29	155,800.00	0.00	9,129.19	184,165.48	0.00	274,629.22	0.00	0.00	274,629.22	458,794.70	26,523,459.14	0.00	0.00	0.00	0.00	22,190,559.62	4,323,770.33	0.00	9,129.19	26,523,459.14				

SUMMARY

Particulars (1)	Previous Report (2)	This Month (3)	As at Date (4)
Total Disbursement Authorities Received	49,850,615.82	24,503,460.79	74,354,076.61
NCA	41,713,964.00	19,405,000.00	61,118,964.00
NTA	4,881,934.19	3,412,503.12	8,294,437.31
Working Fund	0.00	0.00	0.00
TRA	3,254,717.63	1,685,957.67	4,940,675.30
CDC	0.00	0.00	0.00
NCAA	0.00	0.00	0.00
Less: Notice of Transfer of Allocations (NTA)* issued	0.00	0.00	0.00
Total Disbursement Authorities Available	49,850,615.82	24,503,460.79	74,354,076.61
Less:	0.00	0.00	0.00
Lapsed NCA Disbursements	47,830,293.20	26,523,459.14	74,353,752.34
Less: Other Non-Cash Disbursements	0.00	0.00	0.00
Disbursements effected through outright deductions from claims	0.00	0.00	0.00
Overpayment of expenses(e.g. personnel benefits)	0.00	0.00	0.00
Restitution for loss of government property	0.00	0.00	0.00
Liquidated damages and similar claims	0.00	0.00	0.00
Others (e.g. TEF, BTr, Docs Stamp, etc.)	0.00	0.00	0.00
Add/Less: Adjustments (e.g. cancelled/staled checks)	0.00	0.00	0.00
Balance of Disbursement Authorities as at date	2,020,322.62	(2,019,998.35)	324.27
Total Disbursements Program	41,713,964.00	19,405,000.00	61,118,964.00
Less: *Actual Disbursements	47,830,293.20	26,523,459.14	74,353,752.34
(Over)/Under spending	(6,116,329.20)	(7,118,459.14)	(13,234,788.34)

Notes: * The use of NTA is discouraged
 Notes: ** Amounts should tally with the grand total disbursement (column 27).


Certified Correct:


CHRISTINE JOY F. CASUGA
 Regional Accountant
 Date:

Recommending Approval:


Engr. SHARWYN M. SANGAL
 FAD CHIEF
 Date:

Approved By:


JONATHAN PAUL M. LEUSEN, JR., CESO III
 Regional Director
 Date:

MONTHLY REPORT OF DISBURSEMENTS
For the month of February 2024


Department : Department of the Interior and Local Government (DILG)
 Agency/Entity : Office of the Secretary
 Operating Unit : Regional Office - I
 Organization Code (UACS) : 14 001 0300001
 Fund Cluster : 01 - Regular Agency Fund


Particulars	Current Year Budget					Prior Year's Budget											SUB-TOTAL	Trust Liabilities				Grand Total					Remarks	
	PS	MOOE	FinEx	CO	TOTAL	Prior Year's Accounts Payable					Current Year's Accounts Payable							TOTAL	PS	MOOE	CO	TOTAL	PS	MOOE	FinEx	CO		TOTAL
						PS	MOOE	FinEx	CO	Sub-Total	PS	MOOE	FinEx	CO	Sub-Total	PS												
1	2	3	4	5	6=(2+3+4+5)	7	8	9	10	11=(7+8+9+10)	12	13	14	15	16=(12+13+14+15)	17=(11+16)	18=(6+17)	19	20	21	22=(19+20+21)	23	24	25	26	27=(23+24+25+26)	28	
CASH DISBURSEMENTS	18,735,216.79	3,575,877.87	0.00	0.00	22,311,094.66	0.00	322,447.13	0.00	1,212,984.56	1,535,431.69	0.00	1,213,535.53	0.00	0.00	1,213,535.53	2,748,967.22	25,060,061.88	0.00	0.00	0.00	0.00	18,735,216.79	5,111,860.53	0.00	1,212,984.56	25,060,061.88		
Notice of Cash Allocation (NCA)	18,735,216.79	865,432.30	0.00	0.00	19,600,649.09	0.00	322,447.13	0.00	1,212,984.56	1,535,431.69	0.00	1,177,535.53	0.00	0.00	1,177,535.53	2,712,967.22	22,313,618.31	0.00	0.00	0.00	0.00	18,735,216.79	2,365,414.96	0.00	1,212,984.56	22,313,618.31		
MDS Checks Issued	0.00	0.00	0.00	0.00	0.00	0.00	0.00	0.00	0.00	0.00	0.00	0.00	0.00	0.00	0.00	0.00	0.00	0.00	0.00	0.00	0.00	0.00	0.00	0.00	0.00	0.00	0.00	
Advice to Debit Account	18,735,216.79	865,432.30	0.00	0.00	19,600,649.09	0.00	322,447.13	0.00	1,212,984.56	1,535,431.69	0.00	1,177,535.53	0.00	0.00	1,177,535.53	2,712,967.22	22,313,618.31	0.00	0.00	0.00	0.00	18,735,216.79	2,365,414.96	0.00	1,212,984.56	22,313,618.31		
Notice of Transfer Allocations (NTA)	0.00	2,710,445.57	0.00	0.00	2,710,445.57	0.00	0.00	0.00	0.00	0.00	0.00	36,000.00	0.00	0.00	36,000.00	36,000.00	2,746,445.57	0.00	0.00	0.00	0.00	0.00	2,746,445.57	0.00	0.00	0.00	2,746,445.57	
MDS Checks Issued	0.00	0.00	0.00	0.00	0.00	0.00	0.00	0.00	0.00	0.00	0.00	0.00	0.00	0.00	0.00	0.00	0.00	0.00	0.00	0.00	0.00	0.00	0.00	0.00	0.00	0.00	0.00	
Advice to Debit Account	0.00	2,710,445.57	0.00	0.00	2,710,445.57	0.00	0.00	0.00	0.00	0.00	0.00	36,000.00	0.00	0.00	36,000.00	36,000.00	2,746,445.57	0.00	0.00	0.00	0.00	0.00	2,746,445.57	0.00	0.00	0.00	2,746,445.57	
Working Fund for FAPs	0.00	0.00	0.00	0.00	0.00	0.00	0.00	0.00	0.00	0.00	0.00	0.00	0.00	0.00	0.00	0.00	0.00	0.00	0.00	0.00	0.00	0.00	0.00	0.00	0.00	0.00	0.00	
Cash Disbursement Ceiling (CDC)	0.00	0.00	0.00	0.00	0.00	0.00	0.00	0.00	0.00	0.00	0.00	0.00	0.00	0.00	0.00	0.00	0.00	0.00	0.00	0.00	0.00	0.00	0.00	0.00	0.00	0.00	0.00	
TOTAL CASH DISBURSEMENTS	18,735,216.79	3,575,877.87	0.00	0.00	22,311,094.66	0.00	322,447.13	0.00	1,212,984.56	1,535,431.69	0.00	1,213,535.53	0.00	0.00	1,213,535.53	2,748,967.22	25,060,061.88	0.00	0.00	0.00	0.00	18,735,216.79	5,111,860.53	0.00	1,212,984.56	25,060,061.88		
NON-CASH DISBURSEMENTS	1,546,781.61	25,868.38	0.00	0.00	1,572,649.99	0.00	14,820.39	0.00	69,176.25	83,996.64	0.00	13,424.99	0.00	0.00	13,424.99	97,421.63	1,670,071.62	0.00	0.00	0.00	0.00	1,546,781.61	54,113.76	0.00	69,176.25	1,670,071.62		
Tax Remittance Advices Issued (TRA)	1,546,781.61	25,868.38	0.00	0.00	1,572,649.99	0.00	14,820.39	0.00	69,176.25	83,996.64	0.00	13,424.99	0.00	0.00	13,424.99	97,421.63	1,670,071.62	0.00	0.00	0.00	0.00	1,546,781.61	54,113.76	0.00	69,176.25	1,670,071.62		
Non-Cash Availment Authority (NCAA)	0.00	0.00	0.00	0.00	0.00	0.00	0.00	0.00	0.00	0.00	0.00	0.00	0.00	0.00	0.00	0.00	0.00	0.00	0.00	0.00	0.00	0.00	0.00	0.00	0.00	0.00	0.00	
Disbursements effected through outright deductions from claims (please specify...)	0.00	0.00	0.00	0.00	0.00	0.00	0.00	0.00	0.00	0.00	0.00	0.00	0.00	0.00	0.00	0.00	0.00	0.00	0.00	0.00	0.00	0.00	0.00	0.00	0.00	0.00	0.00	
Overpayment of expenses (e.g. personnel benefits)	0.00	0.00	0.00	0.00	0.00	0.00	0.00	0.00	0.00	0.00	0.00	0.00	0.00	0.00	0.00	0.00	0.00	0.00	0.00	0.00	0.00	0.00	0.00	0.00	0.00	0.00	0.00	
Restitution for loss of government property	0.00	0.00	0.00	0.00	0.00	0.00	0.00	0.00	0.00	0.00	0.00	0.00	0.00	0.00	0.00	0.00	0.00	0.00	0.00	0.00	0.00	0.00	0.00	0.00	0.00	0.00	0.00	
Liquidated damages and similar claims	0.00	0.00	0.00	0.00	0.00	0.00	0.00	0.00	0.00	0.00	0.00	0.00	0.00	0.00	0.00	0.00	0.00	0.00	0.00	0.00	0.00	0.00	0.00	0.00	0.00	0.00	0.00	
Others (TEF, BTR-Documentary Stamp Tax, etc.)	0.00	0.00	0.00	0.00	0.00	0.00	0.00	0.00	0.00	0.00	0.00	0.00	0.00	0.00	0.00	0.00	0.00	0.00	0.00	0.00	0.00	0.00	0.00	0.00	0.00	0.00	0.00	
TOTAL NON-CASH DISBURSEMENTS	1,546,781.61	25,868.38	0.00	0.00	1,572,649.99	0.00	14,820.39	0.00	69,176.25	83,996.64	0.00	13,424.99	0.00	0.00	13,424.99	97,421.63	1,670,071.62	0.00	0.00	0.00	0.00	1,546,781.61	54,113.76	0.00	69,176.25	1,670,071.62		
GRAND TOTAL	20,281,998.40	3,601,746.25	0.00	0.00	23,883,744.65	0.00	337,267.52	0.00	1,282,160.81	1,619,428.33	0.00	1,226,960.52	0.00	0.00	1,226,960.52	2,846,388.85	26,730,133.50	0.00	0.00	0.00	0.00	20,281,998.40	5,165,974.29	0.00	1,282,160.81	26,730,133.50		


SUMMARY

Particulars (1)	Previous Report			This Month			As at Date		
	(2)	(3)	(4)	(5)	(6)	(7)	(8)	(9)	(10)
Total Disbursement Authorities Received	21,100,812.01	28,749,803.81	49,850,615.82						
NCA	19,401,000.00	22,312,984.00	41,713,984.00						
NTA	115,186.00	4,766,788.19	4,881,934.19						
Working Fund	0.00	0.00	0.00						
TRA	1,584,648.01	1,670,071.62	3,254,717.63						
CDC	0.00	0.00	0.00						
NCAA	0.00	0.00	0.00						
Less: Notice of Transfer of Allocations (NTA)* issued	0.00	0.00	0.00						
Total Disbursement Authorities Available	21,100,812.01	28,749,803.81	49,850,615.82						
Less:	0.00	0.00	0.00						
Lapsed NCA	0.00	0.00	0.00						
Disbursements	21,100,159.70	26,730,133.50	47,830,293.20						
Less: Other Non-Cash Disbursements	0.00	0.00	0.00						
Disbursements effected through outright deductions from claims	0.00	0.00	0.00						
Overpayment of expenses (e.g. personnel benefits)	0.00	0.00	0.00						
Restitution for loss of government property	0.00	0.00	0.00						
Liquidated damages and similar claims	0.00	0.00	0.00						
Others (e.g. TEF, BTR, Docs Stamp, etc.)	0.00	0.00	0.00						
Add/Less: Adjustments (e.g. cancelled/staled checks)	0.00	0.00	0.00						
Balance of Disbursement Authorities as at date	652.31	2,019,670.31	2,020,322.62						
Total Disbursements Program	19,401,000.00	22,312,984.00	41,713,984.00						
Less: *Actual Disbursements	21,100,159.70	26,730,133.50	47,830,293.20						
(Over)/Under spending	(1,699,159.70)	(4,417,169.50)	(6,116,329.20)						

Notes: * The use of NTA is discouraged
 Notes: ** Amounts should tally with the grand total disbursement (column 27).

Certified Correct:

CHRISTINE JOY F. CASUGA
 Regional Accountant
 Date:

Recommending Approval:

Engr. SHARWYN M. SANGEL
 FAD CHIEF
 Date:

Approved By:

JONATHAN PAUL M. LEUSEN, JR., CESO III
 Regional Director
 Date:

MONTHLY REPORT OF DISBURSEMENTS
For the month of January 2024


Department : Department of the Interior and Local Government (DILG)
 Agency/Entity : Office of the Secretary
 Operating Unit : Regional Office - I
 Organization Code (UACS) : 14 001 030001
 Fund Cluster : 01 - Regular Agency Fund

Particulars	Current Year Budget					Prior Year's Budget											Trust Liabilities					Grand Total					Remarks	
	PS	MOOE	FinEx	CO	TOTAL	Prior Year's Accounts Payable					Current Year's Accounts Payable						TOTAL	SUB-TOTAL	PS	MOOE	CO	TOTAL	PS	MOOE	FinEx	CO		TOTAL
						PS	MOOE	FinEx	CO	Sub-Total	PS	MOOE	FinEx	CO	Sub-Total	PS												
1	2	3	4	5	6=(2+3+4+5)	7	8	9	10	11=(7+8+9+10)	12	13	14	15	16=(12+13+14+15)	17=(11+16)	18=(6+17)	19	20	21	22=(19+20+21)	23	24	25	26	27=(23+24+25+26)	28	
CASH DISBURSEMENTS	13,999,832.41	343,413.46	0.00	0.00	14,343,245.87	4,397,875.22	762,888.49	0.00	0.00	5,160,763.71	0.00	11,504.11	0.00	0.00	11,504.11	5,172,267.82	19,515,513.69	0.00	0.00	0.00	0.00	18,397,707.63	1,117,806.06	0.00	0.00	19,515,513.69		
Notice of Cash Allocation (NCA)	13,999,832.41	228,247.46	0.00	0.00	14,228,079.87	4,397,875.22	762,888.49	0.00	0.00	5,160,763.71	0.00	11,504.11	0.00	0.00	11,504.11	5,172,267.82	19,400,347.69	0.00	0.00	0.00	0.00	18,397,707.63	1,002,640.06	0.00	0.00	19,400,347.69		
MDS Checks Issued	0.00	0.00	0.00	0.00	0.00	0.00	0.00	0.00	0.00	0.00	0.00	0.00	0.00	0.00	0.00	0.00	0.00	0.00	0.00	0.00	0.00	0.00	0.00	0.00	0.00	0.00	0.00	
Advice to Debit Account	13,999,832.41	228,247.46	0.00	0.00	14,228,079.87	4,397,875.22	762,888.49	0.00	0.00	5,160,763.71	0.00	11,504.11	0.00	0.00	11,504.11	5,172,267.82	19,400,347.69	0.00	0.00	0.00	0.00	18,397,707.63	1,002,640.06	0.00	0.00	19,400,347.69		
Notice of Transfer Allocations (NTA)	0.00	115,166.00	0.00	0.00	115,166.00	0.00	0.00	0.00	0.00	0.00	0.00	0.00	0.00	0.00	0.00	0.00	115,166.00	0.00	0.00	0.00	0.00	0.00	115,166.00	0.00	0.00	115,166.00		
MDS Checks Issued	0.00	0.00	0.00	0.00	0.00	0.00	0.00	0.00	0.00	0.00	0.00	0.00	0.00	0.00	0.00	0.00	0.00	0.00	0.00	0.00	0.00	0.00	0.00	0.00	0.00	0.00	0.00	
Advice to Debit Account	0.00	115,166.00	0.00	0.00	115,166.00	0.00	0.00	0.00	0.00	0.00	0.00	0.00	0.00	0.00	0.00	0.00	115,166.00	0.00	0.00	0.00	0.00	0.00	115,166.00	0.00	0.00	115,166.00		
Working Fund for FAPs	0.00	0.00	0.00	0.00	0.00	0.00	0.00	0.00	0.00	0.00	0.00	0.00	0.00	0.00	0.00	0.00	0.00	0.00	0.00	0.00	0.00	0.00	0.00	0.00	0.00	0.00	0.00	
Cash Disbursement Ceiling (CDC)	0.00	0.00	0.00	0.00	0.00	0.00	0.00	0.00	0.00	0.00	0.00	0.00	0.00	0.00	0.00	0.00	0.00	0.00	0.00	0.00	0.00	0.00	0.00	0.00	0.00	0.00	0.00	
TOTAL CASH DISBURSEMENTS	13,999,832.41	343,413.46	0.00	0.00	14,343,245.87	4,397,875.22	762,888.49	0.00	0.00	5,160,763.71	0.00	11,504.11	0.00	0.00	11,504.11	5,172,267.82	19,515,513.69	0.00	0.00	0.00	0.00	18,397,707.63	1,117,806.06	0.00	0.00	19,515,513.69		
NON-CASH DISBURSEMENTS	1,555,238.84	2,353.67	0.00	0.00	1,557,592.51	0.00	26,732.66	0.00	0.00	26,732.66	0.00	320.84	0.00	0.00	320.84	27,053.50	1,584,646.01	0.00	0.00	0.00	0.00	1,555,238.84	29,407.17	0.00	0.00	1,584,646.01		
Tax Remittance Advices Issued (TRA)	1,555,238.84	2,353.67	0.00	0.00	1,557,592.51	0.00	26,732.66	0.00	0.00	26,732.66	0.00	320.84	0.00	0.00	320.84	27,053.50	1,584,646.01	0.00	0.00	0.00	0.00	1,555,238.84	29,407.17	0.00	0.00	1,584,646.01		
Non-Cash Availment Authority (NCAA)	0.00	0.00	0.00	0.00	0.00	0.00	0.00	0.00	0.00	0.00	0.00	0.00	0.00	0.00	0.00	0.00	0.00	0.00	0.00	0.00	0.00	0.00	0.00	0.00	0.00	0.00	0.00	
Disbursements effected through outright deductions from claims (please specify...)	0.00	0.00	0.00	0.00	0.00	0.00	0.00	0.00	0.00	0.00	0.00	0.00	0.00	0.00	0.00	0.00	0.00	0.00	0.00	0.00	0.00	0.00	0.00	0.00	0.00	0.00	0.00	
Overpayment of expenses(e.g. personnel benefits)	0.00	0.00	0.00	0.00	0.00	0.00	0.00	0.00	0.00	0.00	0.00	0.00	0.00	0.00	0.00	0.00	0.00	0.00	0.00	0.00	0.00	0.00	0.00	0.00	0.00	0.00	0.00	
Restitution for loss of government property	0.00	0.00	0.00	0.00	0.00	0.00	0.00	0.00	0.00	0.00	0.00	0.00	0.00	0.00	0.00	0.00	0.00	0.00	0.00	0.00	0.00	0.00	0.00	0.00	0.00	0.00	0.00	
Liquidated damages and similar claims	0.00	0.00	0.00	0.00	0.00	0.00	0.00	0.00	0.00	0.00	0.00	0.00	0.00	0.00	0.00	0.00	0.00	0.00	0.00	0.00	0.00	0.00	0.00	0.00	0.00	0.00	0.00	
Others(TEF, BTr-Documentary Stamp Tax, etc.)	0.00	0.00	0.00	0.00	0.00	0.00	0.00	0.00	0.00	0.00	0.00	0.00	0.00	0.00	0.00	0.00	0.00	0.00	0.00	0.00	0.00	0.00	0.00	0.00	0.00	0.00	0.00	
TOTAL NON-CASH DISBURSEMENTS	1,555,238.84	2,353.67	0.00	0.00	1,557,592.51	0.00	26,732.66	0.00	0.00	26,732.66	0.00	320.84	0.00	0.00	320.84	27,053.50	1,584,646.01	0.00	0.00	0.00	0.00	1,555,238.84	29,407.17	0.00	0.00	1,584,646.01		
GRAND TOTAL	15,555,071.25	345,767.13	0.00	0.00	15,900,838.38	4,397,875.22	789,621.15	0.00	0.00	5,187,496.37	0.00	11,824.95	0.00	0.00	11,824.95	5,199,321.32	21,100,159.70	0.00	0.00	0.00	0.00	19,952,946.47	1,147,213.23	0.00	0.00	21,100,159.70		

SUMMARY


Particulars (1)	Previous Report (2)	This Month (3)	As at Date (4)
Total Disbursement Authorities Received	0.00	21,100,812.01	21,100,812.01
NCA	0.00	19,401,000.00	19,401,000.00
NTA	0.00	115,166.00	115,166.00
Working Fund	0.00	0.00	0.00
TRA	0.00	1,584,646.01	1,584,646.01
CDC	0.00	0.00	0.00
NCAA	0.00	0.00	0.00
Less: Notice of Transfer of Allocations (NTA)* issued	0.00	0.00	0.00
Total Disbursement Authorities Available	0.00	21,100,812.01	21,100,812.01
Less:	0.00	0.00	0.00
Lapsed NCA	0.00	0.00	0.00
Disbursements	0.00	21,100,159.70	21,100,159.70
Less: Other Non-Cash Disbursements	0.00	0.00	0.00
Disbursements effected through outright deductions from claims	0.00	0.00	0.00
Overpayment of expenses(e.g. personnel benefits)	0.00	0.00	0.00
Restitution for loss of government property	0.00	0.00	0.00
Liquidated damages and similar claims	0.00	0.00	0.00
Others (e.g. TEF, BTr, Docs Stamp, etc.)	0.00	0.00	0.00
Add/Less: Adjustments (e.g. cancelled/staled checks)	0.00	0.00	0.00
Balance of Disbursement Authorities as at date	0.00	652.31	652.31
Total Disbursements Program	0.00	19,401,000.00	19,401,000.00
Less: *Actual Disbursements	0.00	21,100,159.70	21,100,159.70
(Over)/Under spending	0.00	(1,699,159.70)	(1,699,159.70)

Notes: * The use of NTA is discouraged
 Notes: ** Amounts should tally with the grand total disbursement (column 27).

Certified Correct:

CHRISTINE JOY F. CASUGA
 Regional Accountant
 Date: _____

Recommending Approval:

Engr. SHARWYN M. SANGEL
 FAD CHIEF
 Date: _____

Approved By:

JONATHAN PAUL M. LEUSEN, JR., CESO III
 Regional Director
 Date: _____